

## EVENT 301 Men's 1500m Freestyle

### Full Results

Place	Name	YoB	Club	Time	WA Pts
1.	Daniel Jervis	(96)	Swansea Uni	14:47.94	943
	50m 26.82	100m 55.49	150m 1:24.81	200m 1:54.42	250m 2:24.10
	26.82	28.67	29.32	29.61	29.68
	450m 4:23.23	500m 4:53.15	550m 5:22.81	600m 5:52.48	650m 6:22.19
	29.73	29.92	29.66	29.67	29.71
	850m 8:21.66	900m 8:51.54	950m 9:21.45	1000m 9:51.56	1050m 10:21.30
	29.87	29.88	29.91	30.11	29.74
	1250m 12:20.98	1300m 12:50.77	1350m 13:20.51	1400m 13:50.39	1450m 14:19.78
	29.97	29.79	29.74	29.88	29.39
2.	Tobias Robinson	(96)	Lboro Uni	14:54.75	922
	50m 27.48	100m 56.74	150m 1:26.18	200m 1:55.90	250m 2:25.57
	27.48	29.26	29.44	29.72	29.67
	450m 4:25.09	500m 4:54.69	550m 5:24.60	600m 5:54.25	650m 6:24.24
	30.01	29.60	29.91	29.65	29.99
	850m 8:24.12	900m 8:54.13	950m 9:24.20	1000m 9:54.07	1050m 10:24.19
	30.23	30.01	30.07	29.87	30.12
	1250m 12:24.76	1300m 12:55.17	1350m 13:25.42	1400m 13:55.94	1450m 14:25.97
	29.97	30.41	30.25	30.52	30.03
3.	Alexander Sargeant	(02)	Millfield	15:19.84	849
	50m 26.77	100m 56.44	150m 1:26.79	200m 1:56.95	250m 2:27.25
	26.77	29.67	30.35	30.16	30.30
	450m 4:29.86	500m 5:00.50	550m 5:31.50	600m 6:02.53	650m 6:33.51
	30.88	30.64	31.00	31.03	30.98
	850m 8:38.05	900m 9:09.26	950m 9:40.57	1000m 10:12.13	1050m 10:42.98
	31.26	31.21	31.31	31.56	30.85
	1250m 12:46.24	1300m 13:17.26	1350m 13:48.82	1400m 14:19.49	1450m 14:49.75
	30.75	31.02	31.56	30.67	30.26
4.	Tyler Melbourne-Smith	(05)	Lboro Uni	15:21.12	845
	50m 27.18	100m 56.53	150m 1:26.44	200m 1:56.68	250m 2:26.82
	27.18	29.35	29.91	30.24	30.14
	450m 4:29.33	500m 5:00.11	550m 5:30.98	600m 6:01.86	650m 6:32.95
	30.75	30.78	30.87	30.88	31.09
	850m 8:37.26	900m 9:08.30	950m 9:39.73	1000m 10:10.94	1050m 10:42.28
	31.26	31.04	31.43	31.21	31.34
	1250m 12:47.38	1300m 13:18.42	1350m 13:49.90	1400m 14:20.83	1450m 14:52.03
	31.14	31.04	31.48	30.93	31.20
5.	Reece Grady	(05)	Stockport Mo	15:21.90	843
	50m 28.39	100m 58.45	150m 1:29.25	200m 2:00.27	250m 2:31.57
	28.39	30.06	30.80	31.02	31.30
	450m 4:35.71	500m 5:06.70	550m 5:37.82	600m 6:08.58	650m 6:39.45
	31.07	30.99	31.12	30.76	30.87
	850m 8:44.12	900m 9:15.28	950m 9:46.36	1000m 10:17.28	1050m 10:48.33
	31.04	31.16	31.08	30.92	31.05
	1250m 12:52.58	1300m 13:23.00	1350m 13:53.48	1400m 14:23.88	1450m 14:53.71
	31.03	30.42	30.48	30.40	29.83
6.	Harry Wynne-Jones	(05)	Co Milton K	15:39.55	796
	50m 27.12	100m 57.00	150m 1:28.00	200m 1:59.37	250m 2:31.16
	27.12	29.88	31.00	31.37	31.79
	450m 4:38.81	500m 5:10.40	550m 5:41.94	600m 6:13.38	650m 6:44.74
	31.60	31.59	31.54	31.44	31.36
	850m 8:50.55	900m 9:22.14	950m 9:53.90	1000m 10:25.44	1050m 10:57.53
	31.11	31.59	31.76	31.54	32.09
	1250m 13:04.60	1300m 13:36.07	1350m 14:07.44	1400m 14:38.57	1450m 15:09.74
	31.91	31.47	31.37	31.13	31.17
7.	Joseph Deighan	(03)	Swansea Uni	15:42.18	790
	50m 28.47	100m 58.91	150m 1:29.60	200m 2:00.74	250m 2:31.70
	28.47	30.44	30.69	31.14	30.96
	450m 4:36.65	500m 5:07.95	550m 5:39.22	600m 6:10.74	650m 6:42.31
	31.18	31.30	31.27	31.52	31.57
	850m 8:48.79	900m 9:20.63	950m 9:52.38	1000m 10:24.34	1050m 10:56.10
	31.59	31.84	31.75	31.96	31.76
	1250m 13:04.17	1300m 13:36.47	1350m 14:08.37	1400m 14:40.19	1450m 15:11.75
	31.90	32.30	31.90	31.82	31.56
8.	Luke Homsey	(06)	Edinburgh Un	15:45.61	781
	50m 27.39	100m 57.17	150m 1:28.03	200m 1:59.51	250m 2:31.41
	27.39	29.78	30.86	31.48	31.90
	450m 4:38.73	500m 5:10.59	550m 5:42.36	600m 6:14.24	650m 6:46.09
	31.76	31.86	31.77	31.88	31.85
	850m 8:51.98	900m 9:23.73	950m 9:55.64	1000m 10:27.46	1050m 10:59.36
	31.71	31.75	31.91	31.82	31.90
	1250m 13:07.88	1300m 13:39.56	1350m 14:11.28	1400m 14:43.06	1450m 15:15.11
	32.66	31.68	31.72	31.78	32.05

Lead Partner



Funding Partner



Official Partner



Endorsed Product



Host Venue



9. Thomas Trebilcock	(03) Swansea Uni	15:47.68	776				
50m 27.39	100m 57.70	150m 1:29.57	200m 2:00.73	250m 2:32.36	300m 3:03.91	350m 3:36.01	400m 4:07.37
27.39	30.31	31.87	31.16	31.63	31.55	32.10	31.36
450m 4:39.31	500m 5:10.90	550m 5:42.67	600m 6:14.67	650m 6:46.96	700m 7:18.80	750m 7:51.00	800m 8:22.81
31.94	31.59	31.77	32.00	32.29	31.84	32.20	31.81
850m 8:54.86	900m 9:26.89	950m 9:59.16	1000m 10:31.20	1050m 11:03.52	1100m 11:36.10	1150m 12:07.91	1200m 12:39.90
32.05	32.03	32.27	32.04	32.32	32.58	31.81	31.99
1250m 13:11.85	1300m 13:43.99	1350m 14:16.39	1400m 14:47.68	1450m 15:18.65	1500m 15:47.68		
31.95	32.14	32.40	31.29	30.97	29.03		
10. Kourosh Khodakhah	(07) Co Leeds	15:52.51	764				
50m 27.99	100m 59.39	150m 1:31.00	200m 2:02.53	250m 2:33.95	300m 3:05.35	350m 3:36.87	400m 4:08.76
27.99	31.40	31.61	31.53	31.42	31.40	31.52	31.89
450m 4:40.44	500m 5:12.30	550m 5:43.88	600m 6:16.00	650m 6:47.83	700m 7:20.27	750m 7:52.23	800m 8:24.51
31.68	31.86	31.58	32.12	31.83	32.44	31.96	32.28
850m 8:56.55	900m 9:28.60	950m 10:00.70	1000m 10:33.07	1050m 11:05.25	1100m 11:37.43	1150m 12:09.59	1200m 12:41.82
32.04	32.05	32.10	32.37	32.18	32.18	32.16	32.23
1250m 13:13.89	1300m 13:46.12	1350m 14:18.20	1400m 14:50.31	1450m 15:21.88	1500m 15:52.51		
32.07	32.23	32.08	32.11	31.57	30.63		
11. Cameron Travis	(04) UoAPS	15:55.55	757				
50m 29.05	100m 1:00.75	150m 1:32.97	200m 2:05.46	250m 2:37.48	300m 3:09.52	350m 3:41.29	400m 4:13.38
29.05	31.70	32.22	32.49	32.02	32.04	31.77	32.09
450m 4:44.84	500m 5:16.51	550m 5:48.35	600m 6:20.10	650m 6:51.86	700m 7:23.37	750m 7:55.07	800m 8:26.83
31.46	31.67	31.84	31.75	31.76	31.51	31.70	31.76
850m 8:58.97	900m 9:31.39	950m 10:03.53	1000m 10:36.11	1050m 11:08.17	1100m 11:40.58	1150m 12:12.82	1200m 12:45.34
32.14	32.42	32.14	32.58	32.06	32.41	32.24	32.52
1250m 13:17.05	1300m 13:49.50	1350m 14:22.22	1400m 14:54.45	1450m 15:27.02	1500m 15:55.55		
31.71	32.45	32.72	32.23	32.57	28.53		
12. Jack Muncey	(03) UniOfStirl	15:56.19	755				
50m 28.54	100m 59.51	150m 1:31.12	200m 2:02.87	250m 2:34.78	300m 3:06.85	350m 3:38.95	400m 4:10.87
28.54	30.97	31.61	31.75	31.91	32.07	32.10	31.92
450m 4:43.11	500m 5:15.09	550m 5:47.02	600m 6:18.85	650m 6:50.93	700m 7:22.76	750m 7:54.91	800m 8:27.22
32.24	31.98	31.93	31.83	32.08	31.83	32.15	32.31
850m 8:59.22	900m 9:31.44	950m 10:03.72	1000m 10:36.18	1050m 11:08.57	1100m 11:40.71	1150m 12:13.05	1200m 12:45.48
32.00	32.22	32.28	32.46	32.39	32.14	32.34	32.43
1250m 13:17.77	1300m 13:49.81	1350m 14:21.81	1400m 14:54.14	1450m 15:26.23	1500m 15:56.19		
32.29	32.04	32.00	32.33	32.09	29.96		
13. Sean McCann	(05) Lboro Uni	15:58.87	749				
50m 28.43	100m 59.37	150m 1:31.00	200m 2:02.73	250m 2:34.52	300m 3:06.47	350m 3:38.65	400m 4:10.89
28.43	30.94	31.63	31.73	31.79	31.95	32.18	32.24
450m 4:43.33	500m 5:15.70	550m 5:48.11	600m 6:20.51	650m 6:53.10	700m 7:25.53	750m 7:58.03	800m 8:30.69
32.44	32.37	32.41	32.40	32.59	32.43	32.50	32.66
850m 9:03.30	900m 9:35.74	950m 10:08.50	1000m 10:41.13	1050m 11:13.93	1100m 11:46.42	1150m 12:18.83	1200m 12:51.26
32.61	32.44	32.76	32.63	32.80	32.49	32.41	32.43
1250m 13:23.23	1300m 13:55.24	1350m 14:27.31	1400m 14:58.99	1450m 15:29.84	1500m 15:58.87		
31.97	32.01	32.07	31.68	30.85	29.03		
14. Ethan Kelly	(08) Co Liverpool	16:00.04	746				
50m 28.18	100m 59.28	150m 1:31.26	200m 2:03.38	250m 2:35.41	300m 3:07.50	350m 3:39.73	400m 4:12.12
28.18	31.10	31.98	32.12	32.03	32.09	32.23	32.39
450m 4:44.42	500m 5:16.50	550m 5:48.30	600m 6:20.49	650m 6:52.66	700m 7:24.83	750m 7:57.02	800m 8:29.56
32.30	32.08	31.80	32.19	32.17	32.17	32.19	32.54
850m 9:01.95	900m 9:34.91	950m 10:07.08	1000m 10:39.59	1050m 11:11.65	1100m 11:44.48	1150m 12:16.52	1200m 12:49.58
32.39	32.96	32.17	32.51	32.06	32.83	32.04	33.06
1250m 13:21.82	1300m 13:54.54	1350m 14:26.84	1400m 14:59.10	1450m 15:30.59	1500m 16:00.04		
32.24	32.72	32.30	32.26	31.49	29.45		
15. Samuel Sterry	(07) TigersJersey	16:05.09	735				
50m 28.08	100m 59.29	150m 1:31.34	200m 2:02.91	250m 2:34.85	300m 3:07.00	350m 3:38.77	400m 4:11.03
28.08	31.21	32.05	31.57	31.94	32.15	31.77	32.26
450m 4:43.44	500m 5:15.77	550m 5:48.16	600m 6:20.75	650m 6:53.07	700m 7:25.47	750m 7:58.08	800m 8:31.07
32.41	32.33	32.39	32.59	32.32	32.40	32.61	32.99
850m 9:03.39	900m 9:35.95	950m 10:08.54	1000m 10:41.37	1050m 11:14.21	1100m 11:46.88	1150m 12:19.53	1200m 12:51.89
32.32	32.56	32.59	32.83	32.84	32.67	32.65	32.36
1250m 13:24.34	1300m 13:57.07	1350m 14:29.87	1400m 15:02.31	1450m 15:34.07	1500m 16:05.09		
32.45	32.73	32.80	32.44	31.76	31.02		
16. Christian Duetoft	(05) Guildford Ct	16:07.67	729				
50m 28.09	100m 59.08	150m 1:30.97	200m 2:03.16	250m 2:35.00	300m 3:07.04	350m 3:39.19	400m 4:11.53
28.09	30.99	31.89	32.19	31.84	32.04	32.15	32.34
450m 4:43.88	500m 5:16.29	550m 5:48.89	600m 6:21.07	650m 6:53.53	700m 7:26.11	750m 7:58.66	800m 8:31.08
32.35	32.41	32.60	32.18	32.46	32.58	32.55	32.42
850m 9:03.81	900m 9:36.45	950m 10:09.14	1000m 10:41.86	1050m 11:14.34	1100m 11:47.08	1150m 12:19.48	1200m 12:52.13
32.73	32.64	32.69	32.72	32.48	32.74	32.40	32.65
1250m 13:24.77	1300m 13:57.68	1350m 14:30.89	1400m 15:04.15	1450m 15:36.70	1500m 16:07.67		
32.64	32.91	33.21	33.26	32.55	30.97		
17. Luke McGee	(06) N & D PP SC	16:10.13	723				
50m 28.29	100m 59.47	150m 1:30.85	200m 2:02.36	250m 2:34.20	300m 3:06.09	350m 3:37.98	400m 4:10.06
28.29	31.18	31.38	31.51	31.84	31.89	31.89	32.08
450m 4:42.20	500m 5:14.70	550m 5:47.14	600m 6:19.63	650m 6:52.38	700m 7:25.01	750m 7:57.70	800m 8:30.53
32.14	32.50	32.44	32.49	32.75	32.63	32.69	32.83
850m 9:03.46	900m 9:36.13	950m 10:09.14	1000m 10:41.92	1050m 11:14.84	1100m 11:47.59	1150m 12:20.63	1200m 12:53.86
32.93	32.67	33.01	32.78	32.92	32.75	33.04	33.23
1250m 13:26.74	1300m 13:59.69	1350m 14:32.99	1400m 15:05.97	1450m 15:38.42	1500m 16:10.13		
32.88	32.95	33.30	32.98	32.45	31.71		

18. Rafae Shafi	(05) Repton	16:10.50	722				
50m 28.16	100m 59.12	150m 1:30.98	200m 2:03.02	250m 2:34.97	300m 3:07.13	350m 3:39.07	400m 4:11.42
28.16	30.96	31.86	32.04	31.95	32.16	31.94	32.35
450m 4:43.78	500m 5:16.04	550m 5:48.13	600m 6:20.91	650m 6:53.62	700m 7:26.01	750m 7:58.58	800m 8:31.15
32.36	32.26	32.09	32.78	32.71	32.39	32.57	32.57
850m 9:03.74	900m 9:36.12	950m 10:08.88	1000m 10:41.32	1050m 11:14.20	1100m 11:47.19	1150m 12:19.57	1200m 12:52.53
32.59	32.38	32.76	32.44	32.88	32.99	32.38	32.96
1250m 13:25.63	1300m 13:58.82	1350m 14:32.04	1400m 15:05.20	1450m 15:38.35	1500m 16:10.50		
33.10	33.19	33.22	33.16	33.15	32.15		
19. Hayden Annan	(07) RTW Monson	16:14.74	713				
50m 28.31	100m 59.86	150m 1:32.02	200m 2:04.49	250m 2:37.11	300m 3:09.78	350m 3:42.67	400m 4:15.32
28.31	31.55	32.16	32.47	32.62	32.67	32.89	32.65
450m 4:47.86	500m 5:20.94	550m 5:53.82	600m 6:27.05	650m 6:59.94	700m 7:33.24	750m 8:06.37	800m 8:39.42
32.54	33.08	32.88	33.23	32.89	33.30	33.13	33.05
850m 9:12.35	900m 9:45.39	950m 10:18.10	1000m 10:51.16	1050m 11:23.58	1100m 11:56.76	1150m 12:30.10	1200m 13:02.95
32.93	33.04	32.71	33.06	32.42	33.18	33.34	32.85
1250m 13:35.29	1300m 14:07.79	1350m 14:40.51	1400m 15:13.18	1450m 15:44.06	1500m 16:14.74		
32.34	32.50	32.72	32.67	30.88	30.68		
20. Joseph Moment	(06) KingstonHull	16:15.22	712				
50m 28.64	100m 1:00.47	150m 1:32.49	200m 2:05.18	250m 2:37.22	300m 3:09.68	350m 3:42.20	400m 4:14.71
28.64	31.83	32.02	32.69	32.04	32.46	32.52	32.51
450m 4:47.53	500m 5:20.47	550m 5:53.72	600m 6:26.38	650m 6:59.38	700m 7:32.49	750m 8:05.69	800m 8:38.75
32.82	32.94	33.25	32.66	33.00	33.11	33.20	33.06
850m 9:12.11	900m 9:45.22	950m 10:18.91	1000m 10:51.88	1050m 11:24.50	1100m 11:57.65	1150m 12:30.43	1200m 13:03.40
33.36	33.11	33.69	32.97	32.62	33.15	32.78	32.97
1250m 13:36.30	1300m 14:09.12	1350m 14:41.10	1400m 15:13.29	1450m 15:45.02	1500m 16:15.22		
32.90	32.82	31.98	32.19	31.73	30.20		
21. Adam McCauley-Wright	(07) Portsmouth N	16:16.14	710				
50m 28.58	100m 1:00.28	150m 1:32.65	200m 2:05.30	250m 2:37.95	300m 3:10.77	350m 3:43.82	400m 4:16.62
28.58	31.70	32.37	32.65	32.65	32.82	33.05	32.80
450m 4:49.42	500m 5:22.57	550m 5:55.27	600m 6:28.35	650m 7:01.28	700m 7:34.34	750m 8:07.59	800m 8:40.38
32.80	33.15	32.70	33.08	32.93	33.06	33.25	32.79
850m 9:13.10	900m 9:46.25	950m 10:19.16	1000m 10:52.30	1050m 11:25.00	1100m 11:57.86	1150m 12:30.76	1200m 13:03.61
32.72	33.15	32.91	33.14	32.70	32.86	32.90	32.85
1250m 13:36.40	1300m 14:09.10	1350m 14:41.73	1400m 15:14.38	1450m 15:46.19	1500m 16:16.14		
32.79	32.70	32.63	32.65	31.81	29.95		
22. Finn Drysdale	(05) Royal Wolv	16:16.73	709				
50m 28.93	100m 1:00.26	150m 1:32.47	200m 2:04.43	250m 2:37.06	300m 3:09.30	350m 3:41.86	400m 4:14.33
28.93	31.33	32.21	31.96	32.63	32.24	32.56	32.47
450m 4:47.31	500m 5:19.97	550m 5:53.06	600m 6:26.08	650m 6:59.13	700m 7:32.22	750m 8:05.27	800m 8:38.57
32.98	32.66	33.09	33.02	33.05	33.09	33.05	33.30
850m 9:11.48	900m 9:44.65	950m 10:17.90	1000m 10:50.68	1050m 11:23.51	1100m 11:56.38	1150m 12:29.77	1200m 13:02.56
32.91	33.17	33.25	32.78	32.83	32.87	33.39	32.79
1250m 13:35.66	1300m 14:08.36	1350m 14:41.29	1400m 15:13.67	1450m 15:46.37	1500m 16:16.73		
33.10	32.70	32.93	32.38	32.70	30.36		
23. Oliver Rowe	(06) Mt Kelly	16:19.92	702				
50m 28.41	100m 59.46	150m 1:30.97	200m 2:02.91	250m 2:34.77	300m 3:06.62	350m 3:38.92	400m 4:11.21
28.41	31.05	31.51	31.94	31.86	31.85	32.30	32.29
450m 4:43.68	500m 5:16.04	550m 5:48.73	600m 6:21.67	650m 6:54.58	700m 7:27.41	750m 8:00.76	800m 8:33.82
32.47	32.36	32.69	32.94	32.91	32.83	33.35	33.06
850m 9:07.32	900m 9:40.57	950m 10:13.83	1000m 10:47.01	1050m 11:20.36	1100m 11:53.85	1150m 12:26.96	1200m 13:00.10
33.50	33.25	33.26	33.18	33.35	33.49	33.11	33.14
1250m 13:33.50	1300m 14:07.07	1350m 14:40.63	1400m 15:14.09	1450m 15:47.43	1500m 16:19.92		
33.40	33.57	33.66	33.46	33.34	32.49		
24. Joseph Kingsland	(03) Nova Cent'n	16:20.91	700				
50m 29.36	100m 1:01.64	150m 1:34.60	200m 2:07.56	250m 2:40.65	300m 3:13.75	350m 3:46.97	400m 4:20.19
29.36	32.28	32.96	32.96	33.09	33.10	33.22	33.22
450m 4:53.47	500m 5:26.67	550m 5:59.85	600m 6:33.02	650m 7:06.17	700m 7:39.17	750m 8:12.12	800m 8:45.21
33.28	33.20	33.18	33.17	33.15	33.00	32.95	33.09
850m 9:18.24	900m 9:51.71	950m 10:24.29	1000m 10:57.23	1050m 11:30.18	1100m 12:02.80	1150m 12:35.51	1200m 13:08.37
33.03	33.47	32.58	32.94	32.95	32.62	32.71	32.86
1250m 13:41.18	1300m 14:13.86	1350m 14:46.49	1400m 15:18.95	1450m 15:50.89	1500m 16:20.91		
32.81	32.68	32.63	32.46	31.94	30.02		
25. Samuel Lander	(06) Mt Kelly	16:22.04	697				
50m 28.67	100m 1:00.30	150m 1:32.30	200m 2:04.79	250m 2:36.91	300m 3:09.44	350m 3:42.15	400m 4:14.85
28.67	31.63	32.00	32.49	32.12	32.53	32.71	32.70
450m 4:47.67	500m 5:20.77	550m 5:54.00	600m 6:27.00	650m 7:00.07	700m 7:33.28	750m 8:06.50	800m 8:39.57
32.82	33.10	33.23	33.00	33.07	33.21	33.22	33.07
850m 9:13.03	900m 9:45.95	950m 10:19.44	1000m 10:52.60	1050m 11:25.93	1100m 11:59.11	1150m 12:32.48	1200m 13:05.79
33.46	32.92	33.49	33.16	33.33	33.18	33.37	33.31
1250m 13:39.02	1300m 14:12.15	1350m 14:45.24	1400m 15:18.02	1450m 15:51.00	1500m 16:22.04		
33.23	33.13	33.09	32.78	32.98	31.04		
26. James Raw	(07) Leic Sharks	16:23.24	695				
50m 28.99	100m 1:00.72	150m 1:33.38	200m 2:06.02	250m 2:38.92	300m 3:11.41	350m 3:44.63	400m 4:17.36
28.99	31.73	32.66	32.64	32.90	32.49	33.22	32.73
450m 4:50.73	500m 5:23.93	550m 5:57.05	600m 6:29.89	650m 7:03.33	700m 7:36.21	750m 8:09.57	800m 8:42.01
33.37	33.20	33.12	32.84	33.44	32.88	33.36	32.44
850m 9:15.13	900m 9:47.78	950m 10:20.96	1000m 10:53.74	1050m 11:26.87	1100m 11:59.72	1150m 12:32.81	1200m 13:05.94
33.12	32.65	33.18	32.78	33.13	32.85	33.09	33.13
1250m 13:38.79	1300m 14:11.71	1350m 14:44.95	1400m 15:17.95	1450m 15:51.34	1500m 16:23.24		
32.85	32.92	33.24	33.00	33.39	31.90		

27. Jack Booth Rudd	(04) Portsmouth N	16:24.04	693				
50m 29.41	100m 1:01.52	150m 1:34.38	200m 2:07.28	250m 2:40.08	300m 3:13.24	350m 3:46.44	400m 4:20.00
29.41	32.11	32.86	32.90	32.80	33.16	33.20	33.56
450m 4:53.18	500m 5:26.95	550m 6:00.13	600m 6:33.83	650m 7:07.61	700m 7:41.13	750m 8:14.65	800m 8:48.33
33.18	33.77	33.18	33.70	33.78	33.52	33.52	33.68
850m 9:21.76	900m 9:55.13	950m 10:28.50	1000m 11:01.81	1050m 11:32.95	1100m 12:05.12	1150m 12:37.32	1200m 13:10.23
33.43	33.37	33.37	33.31	31.14	32.17	32.20	32.91
1250m 13:42.81	1300m 14:15.38	1350m 14:47.77	1400m 15:20.71	1450m 15:52.81	1500m 16:24.04		
32.58	32.57	32.39	32.94	32.10	31.23		
28. Josh Denholm	(05) Newcastle	16:25.31	690				
50m 28.80	100m 59.98	150m 1:32.24	200m 2:04.45	250m 2:36.84	300m 3:09.12	350m 3:41.47	400m 4:13.92
28.80	31.18	32.26	32.21	32.39	32.28	32.35	32.45
450m 4:46.69	500m 5:19.37	550m 5:52.21	600m 6:24.87	650m 6:58.08	700m 7:31.00	750m 8:04.08	800m 8:37.13
32.77	32.68	32.84	32.66	33.21	32.92	33.08	33.05
850m 9:10.74	900m 9:43.74	950m 10:17.10	1000m 10:50.45	1050m 11:24.33	1100m 11:57.82	1150m 12:31.73	1200m 13:05.17
33.61	33.00	33.36	33.35	33.88	33.49	33.91	33.44
1250m 13:38.79	1300m 14:12.27	1350m 14:46.12	1400m 15:19.85	1450m 15:52.97	1500m 16:25.31		
33.62	33.48	33.85	33.73	33.12	32.34		
29. Matthew Warburton	(05) Warrington W	16:29.05	683				
50m 29.25	100m 1:01.23	150m 1:34.01	200m 2:06.90	250m 2:39.62	300m 3:12.87	350m 3:45.88	400m 4:19.02
29.25	31.98	32.78	32.89	32.72	33.25	33.01	33.14
450m 4:52.14	500m 5:25.14	550m 5:58.49	600m 6:31.69	650m 7:04.77	700m 7:38.20	750m 8:11.45	800m 8:44.67
33.12	33.00	33.35	33.20	33.08	33.43	33.25	33.22
850m 9:18.06	900m 9:51.39	950m 10:24.71	1000m 10:57.89	1050m 11:30.95	1100m 12:04.43	1150m 12:37.44	1200m 13:10.80
33.39	33.33	33.32	33.18	33.06	33.48	33.01	33.36
1250m 13:44.09	1300m 14:17.66	1350m 14:50.81	1400m 15:24.31	1450m 15:57.18	1500m 16:29.05		
33.29	33.57	33.15	33.50	32.87	31.87		
30. Daniel Cox	(04) Birm'ham Uni	16:32.72	675				
50m 29.10	100m 1:00.91	150m 1:33.21	200m 2:05.95	250m 2:38.45	300m 3:11.39	350m 3:44.34	400m 4:17.58
29.10	31.81	32.30	32.74	32.50	32.94	32.95	33.24
450m 4:50.78	500m 5:24.12	550m 5:57.39	600m 6:30.98	650m 7:04.66	700m 7:38.45	750m 8:12.05	800m 8:45.39
33.20	33.34	33.27	33.59	33.68	33.79	33.60	33.34
850m 9:18.80	900m 9:52.29	950m 10:25.85	1000m 10:59.75	1050m 11:33.30	1100m 12:06.95	1150m 12:40.88	1200m 13:14.50
33.41	33.49	33.56	33.90	33.55	33.65	33.93	33.62
1250m 13:48.01	1300m 14:21.72	1350m 14:55.62	1400m 15:29.28	1450m 16:02.02	1500m 16:32.72		
33.51	33.71	33.90	33.66	32.74	30.70		
31. Samuel Williams	(07) Wycombe Dist	16:33.06	674				
50m 28.63	100m 1:00.29	150m 1:32.62	200m 2:05.43	250m 2:38.04	300m 3:11.10	350m 3:44.15	400m 4:17.53
28.63	31.66	32.33	32.81	32.61	33.06	33.05	33.38
450m 4:50.96	500m 5:24.59	550m 5:58.13	600m 6:31.51	650m 7:04.92	700m 7:38.41	750m 8:11.44	800m 8:44.88
33.43	33.63	33.54	33.38	33.41	33.49	33.03	33.44
850m 9:18.16	900m 9:51.58	950m 10:24.90	1000m 10:58.56	1050m 11:32.33	1100m 12:06.16	1150m 12:40.23	1200m 13:14.08
33.28	33.42	33.32	33.66	33.77	33.83	34.07	33.85
1250m 13:47.90	1300m 14:21.66	1350m 14:55.20	1400m 15:28.90	1450m 16:02.11	1500m 16:33.06		
33.82	33.76	33.54	33.70	33.21	30.95		
32. Jack Bamborough	(08) Co Cardiff	16:34.29	672				
50m 28.50	100m 59.83	150m 1:32.28	200m 2:05.27	250m 2:38.08	300m 3:11.25	350m 3:44.54	400m 4:17.52
28.50	31.33	32.45	32.99	32.81	33.17	33.29	32.98
450m 4:50.76	500m 5:24.17	550m 5:57.55	600m 6:30.81	650m 7:04.10	700m 7:37.54	750m 8:10.91	800m 8:44.57
33.24	33.41	33.38	33.26	33.29	33.44	33.37	33.66
850m 9:18.29	900m 9:51.97	950m 10:25.62	1000m 10:58.90	1050m 11:32.84	1100m 12:06.02	1150m 12:39.77	1200m 13:13.05
33.72	33.68	33.65	33.28	33.94	33.18	33.75	33.28
1250m 13:47.04	1300m 14:20.41	1350m 14:54.13	1400m 15:27.99	1450m 16:01.80	1500m 16:34.29		
33.99	33.37	33.72	33.86	33.81	32.49		
33. Thomas Jennings	(08) Portsmouth N	16:35.03	670				
50m 29.16	100m 1:00.81	150m 1:33.44	200m 2:06.67	250m 2:39.90	300m 3:13.27	350m 3:46.36	400m 4:19.87
29.16	31.65	32.63	33.23	33.23	33.37	33.09	33.51
450m 4:53.34	500m 5:26.78	550m 6:00.27	600m 6:33.63	650m 7:07.71	700m 7:41.31	750m 8:15.00	800m 8:48.93
33.47	33.44	33.49	33.36	34.08	33.60	33.69	33.93
850m 9:22.39	900m 9:55.74	950m 10:29.22	1000m 11:02.66	1050m 11:35.74	1100m 12:09.25	1150m 12:42.96	1200m 13:16.11
33.46	33.35	33.48	33.44	33.08	33.51	33.71	33.15
1250m 13:49.81	1300m 14:23.43	1350m 14:57.24	1400m 15:30.29	1450m 16:03.60	1500m 16:35.03		
33.70	33.62	33.81	33.05	33.31	31.43		
34. Timothy Leberl	(02) Beckenham	16:35.13	670				
50m 29.29	100m 1:00.94	150m 1:33.30	200m 2:05.95	250m 2:38.55	300m 3:11.18	350m 3:43.89	400m 4:16.23
29.29	31.65	32.36	32.65	32.60	32.63	32.71	32.34
450m 4:49.04	500m 5:21.52	550m 5:54.48	600m 6:27.50	650m 7:01.06	700m 7:34.08	750m 8:07.49	800m 8:41.04
32.81	32.48	32.96	33.02	33.56	33.02	33.41	33.55
850m 9:15.03	900m 9:49.52	950m 10:23.86	1000m 10:57.72	1050m 11:31.72	1100m 12:06.20	1150m 12:40.10	1200m 13:14.46
33.99	34.49	34.34	33.86	34.00	34.48	33.90	34.36
1250m 13:48.09	1300m 14:22.23	1350m 14:57.38	1400m 15:31.36	1450m 16:03.94	1500m 16:35.13		
33.63	34.14	35.15	33.98	32.58	31.19		
35. Jake Tomkins	(06) Barnet Copt	16:36.08	668				
50m 29.00	100m 1:01.51	150m 1:34.52	200m 2:07.69	250m 2:40.90	300m 3:14.24	350m 3:47.67	400m 4:20.94
29.00	32.51	33.01	33.17	33.21	33.34	33.43	33.27
450m 4:54.44	500m 5:27.70	550m 6:01.20	600m 6:34.60	650m 7:08.09	700m 7:41.60	750m 8:15.34	800m 8:48.68
33.50	33.26	33.50	33.40	33.49	33.51	33.74	33.34
850m 9:22.29	900m 9:55.66	950m 10:29.09	1000m 11:02.55	1050m 11:35.85	1100m 12:09.38	1150m 12:42.88	1200m 13:16.32
33.61	33.37	33.43	33.46	33.30	33.53	33.50	33.44
1250m 13:49.87	1300m 14:23.36	1350m 14:57.02	1400m 15:30.77	1450m 16:04.05	1500m 16:36.08		
33.55	33.49	33.66	33.75	33.28	32.03		

36. Austin Bruford	(09) Carmel	16:42.36	656		
50m 29.15	100m 1:00.80	150m 1:33.44	200m 2:06.44	250m 2:39.66	300m 3:12.97
29.15	31.65	32.64	33.00	33.22	33.31
450m 4:53.31	500m 5:27.09	550m 6:00.12	600m 6:34.09	650m 7:07.57	700m 7:41.36
33.38	33.78	33.03	33.97	33.48	33.79
850m 9:22.52	900m 9:56.34	950m 10:29.95	1000m 11:04.23	1050m 11:38.23	1100m 12:12.18
33.54	33.82	33.61	34.28	34.00	33.95
1250m 13:54.37	1300m 14:28.26	1350m 15:02.50	1400m 15:36.66	1450m 16:10.02	1500m 16:42.36
33.79	33.89	34.24	34.16	33.36	32.34
37. Dante Sinnott	(07) Barnet Copt	16:43.51	653		
50m 29.51	100m 1:01.61	150m 1:34.32	200m 2:07.27	250m 2:40.45	300m 3:13.53
29.51	32.10	32.71	32.95	33.18	33.08
450m 4:53.55	500m 5:27.28	550m 6:00.79	600m 6:34.33	650m 7:07.68	700m 7:41.83
33.27	33.73	33.51	33.54	33.35	34.15
850m 9:23.21	900m 9:57.01	950m 10:30.71	1000m 11:04.40	1050m 11:38.25	1100m 12:12.34
33.75	33.80	33.70	33.69	33.85	34.09
1250m 13:54.14	1300m 14:28.57	1350m 15:02.51	1400m 15:36.55	1450m 16:10.30	1500m 16:43.51
33.82	34.43	33.94	34.04	33.75	33.21
38. Thomas Belt	(08) Plymouth Lea	16:48.29	644		
50m 29.18	100m 1:00.88	150m 1:33.21	200m 2:06.11	250m 2:39.38	300m 3:12.51
29.18	31.70	32.33	32.90	33.27	33.13
450m 4:53.43	500m 5:27.79	550m 6:01.74	600m 6:36.53	650m 7:10.41	700m 7:45.03
33.73	34.36	33.95	34.79	33.88	34.62
850m 9:27.56	900m 10:02.26	950m 10:36.57	1000m 11:10.56	1050m 11:44.28	1100m 12:19.28
34.13	34.70	34.31	33.99	33.72	35.00
1250m 14:02.63	1300m 14:36.41	1350m 15:10.47	1400m 15:44.73	1450m 16:17.31	1500m 16:48.29
34.66	33.78	34.06	34.26	32.58	30.98
39. Ben McLaughlin	(06) Garioch	17:24.69	579		
50m 29.55	100m 1:02.24	150m 1:36.67	200m 2:10.60	250m 2:45.24	300m 3:19.73
29.55	32.69	34.43	33.93	34.64	34.49
450m 5:04.27	500m 5:38.98	550m 6:13.95	600m 6:48.89	650m 7:23.87	700m 7:59.13
34.88	34.71	34.97	34.94	34.98	35.26
850m 9:45.72	900m 10:20.54	950m 10:56.29	1000m 11:31.26	1050m 12:07.02	1100m 12:42.59
35.28	34.82	35.75	34.97	35.76	35.57
1250m 14:29.06	1300m 15:04.51	1350m 15:40.29	1400m 16:15.30	1450m 16:50.80	1500m 17:24.69
35.47	35.45	35.78	35.01	35.50	33.89
Max Tambling	(99) Winchester	DNC			

## EVENT 302 Women's 400m IM

### Open Age Group - Full Results

Place	Name	YoB	Club	Time	WA Pts	250m	300m	350m	400m
1.	Katie Shanahan	(04)	UniOfStirl	4:44.25	818				
	50m 29.77	100m 1:03.64	150m 1:38.91	200m 2:14.20	250m 2:55.52	300m 3:37.22	350m 4:11.07	400m 4:44.25	
2.	Freya Colbert	(04)	L'borough PC	4:48.39	783				
	50m 30.11	100m 1:04.20	150m 1:41.19	200m 2:17.35	250m 2:57.34	300m 3:38.36	350m 4:13.92	400m 4:48.39	
3.	Beatrice Varley	(03)	Plymouth Lea	4:52.32	752				
	50m 30.86	100m 1:06.58	150m 1:44.10	200m 2:20.57	250m 3:02.60	300m 3:44.82	350m 4:19.12	400m 4:52.32	
4.	Michaela Glenister	(02)	UniOfStirl	4:53.53	743				
	50m 30.71	100m 1:05.80	150m 1:44.48	200m 2:21.60	250m 3:03.66	300m 3:46.03	350m 4:20.27	400m 4:53.53	
5.	Holly Robinson	(05)	Repton	4:53.80	741				
	50m 31.56	100m 1:07.53	150m 1:45.93	200m 2:23.00	250m 3:04.21	300m 3:45.67	350m 4:20.84	400m 4:53.80	
6.	Suzie McNair	(07)	StirlingSwim	4:53.91	740				
	50m 31.15	100m 1:06.82	150m 1:44.27	200m 2:21.04	250m 3:03.99	300m 3:47.30	350m 4:21.27	400m 4:53.91	
7.	Amelie Blocksidge	(09)	Co Salford	4:55.10	731				
	50m 31.81	100m 1:07.69	150m 1:47.59	200m 2:25.67	250m 3:07.58	300m 3:50.43	350m 4:23.83	400m 4:55.10	
8.	Anna Farrow	(05)	Bath Univ	4:56.54	720				
	50m 30.93	100m 1:06.24	150m 1:44.09	200m 2:21.28	250m 3:03.94	300m 3:47.49	350m 4:22.83	400m 4:56.54	
9.	Matilda Potter	(08)	Co Leeds	4:56.98	717				
	50m 30.94	100m 1:06.79	150m 1:46.33	200m 2:24.37	250m 3:07.24	300m 3:49.49	350m 4:24.19	400m 4:56.98	
10.	Amalie Smith	(09)	RTW Monson	4:57.66	712				
	50m 31.31	100m 1:07.05	150m 1:46.26	200m 2:24.10	250m 3:05.02	300m 3:47.79	350m 4:23.48	400m 4:57.66	
11.	Holly Marshall	(06)	Repton	4:58.15	709				
	50m 31.58	100m 1:06.82	150m 1:45.23	200m 2:22.60	250m 3:05.94	300m 3:50.34	350m 4:25.29	400m 4:58.15	
12.	Katie Lee	(08)	Co Salford	4:59.39	700				
	50m 31.66	100m 1:07.63	150m 1:45.96	200m 2:23.88	250m 3:06.42	300m 3:50.55	350m 4:25.79	400m 4:59.39	
13.	Abbie Roscoe	(09)	Wirral Metro	4:59.64	698				
	50m 31.21	100m 1:06.50	150m 1:46.31	200m 2:25.19	250m 3:08.38	300m 3:51.57	350m 4:25.99	400m 4:59.64	
14.	Lydia Cordle	(10)	Repton	4:59.69	698				
	50m 30.45	100m 1:06.39	150m 1:45.41	200m 2:24.00	250m 3:08.74	300m 3:52.44	350m 4:28.05	400m 4:59.69	
15.	Sholah Robinson	(06)	Co Sheffield	5:00.53	692				
	50m 30.14	100m 1:04.97	150m 1:43.63	200m 2:22.33	250m 3:05.71	300m 3:49.85	350m 4:25.31	400m 5:00.53	
16.	Ailsa McDonald	(01)	Edinburgh Un	5:00.71	691				
	50m 31.55	100m 1:07.25	150m 1:47.06	200m 2:26.08	250m 3:07.77	300m 3:50.72	350m 4:26.48	400m 5:00.71	
17.	Hollie Whaymand	(08)	Maxwell	5:01.65	684				
	50m 31.56	100m 1:08.37	150m 1:48.26	200m 2:26.50	250m 3:09.23	300m 3:52.11	350m 4:27.72	400m 5:01.65	
18.	Eleanor Broughton	(06)	Repton	5:01.79	683				
	50m 31.50	100m 1:07.38	150m 1:46.34	200m 2:24.00	250m 3:07.73	300m 3:51.35	350m 4:27.44	400m 5:01.79	
19.	Matilda Bogle	(06)	teamipswich	5:01.80	683				
	50m 31.09	100m 1:07.04	150m 1:46.16	200m 2:23.44	250m 3:08.58	300m 3:53.34	350m 4:28.37	400m 5:01.80	
20.	Millie Threlfall	(09)	Co Leeds	5:02.39	679				
	50m 32.04	100m 1:08.48	150m 1:48.26	200m 2:26.95	250m 3:09.77	300m 3:53.49	350m 4:28.33	400m 5:02.39	
21.	Lacey Roberts	(07)	Plymouth Lea	5:03.43	672				
	50m 31.22	100m 1:06.91	150m 1:46.80	200m 2:24.69	250m 3:08.91	300m 3:54.08	350m 4:29.74	400m 5:03.43	
22.	Hazel-Anne Carter	(08)	Wycombe Dist	5:03.45	672				
	50m 32.62	100m 1:10.27	150m 1:50.34	200m 2:28.32	250m 3:10.67	300m 3:53.99	350m 4:29.28	400m 5:03.45	
23.	Louise Bressler	(06)	Guildford Ct	5:03.46	672				
	50m 32.61	100m 1:11.98	150m 1:51.92	200m 2:30.24	250m 3:11.26	300m 3:53.11	350m 4:28.75	400m 5:03.46	
24.	Livia Kingsland	(05)	Nova Cent'n	5:03.81	670				
	50m 32.42	100m 1:09.69	150m 1:48.86	200m 2:26.76	250m 3:10.89	300m 3:55.74	350m 4:30.82	400m 5:03.81	
25.	Emma Price	(08)	N & D PP SC	5:03.90	669				
	50m 31.13	100m 1:07.51	150m 1:46.76	200m 2:24.78	250m 3:10.36	300m 3:56.32	350m 4:31.18	400m 5:03.90	
26.	Emma Allatt-File	(06)	Guildford Ct	5:03.93	669				
	50m 30.99	100m 1:07.41	150m 1:47.64	200m 2:26.97	250m 3:08.47	300m 3:52.29	350m 4:28.82	400m 5:03.93	
27.	Ines Guimond-Beetham	(08)	Camden Swiss	5:04.35	666				
	50m 31.61	100m 1:08.28	150m 1:45.95	200m 2:23.38	250m 3:06.83	300m 3:52.32	350m 4:28.96	400m 5:04.35	
28.	Carys O'Reilly	(03)	Co Sheffield	5:04.66	664				
	50m 31.58	100m 1:08.38	150m 1:48.52	200m 2:28.28	250m 3:10.27	300m 3:52.95	350m 4:29.77	400m 5:04.66	
29.	Annabel Cooke	(09)	Co Sheffield	5:05.02	662				
	50m 31.31	100m 1:08.86	150m 1:48.89	200m 2:27.41	250m 3:10.49	300m 3:54.22	350m 4:30.66	400m 5:05.02	
30.	Alice Forrest	(09)	N & D PP SC	5:05.06	661				
	50m 31.81	100m 1:09.23	150m 1:48.60	200m 2:26.40	250m 3:11.76	300m 3:56.67	350m 4:32.01	400m 5:05.06	
31.	Sophie Brassington	(06)	Mt Kelly	5:05.09	661				
	50m 33.57	100m 1:12.99	150m 1:52.55	200m 2:31.08	250m 3:10.87	300m 3:50.96	350m 4:28.08	400m 5:05.09	
32.	Abigail Miles	(04)	Co Sheffield	5:05.21	661				
	50m 31.82	100m 1:09.12	150m 1:49.39	200m 2:29.30	250m 3:10.79	300m 3:53.59	350m 4:29.87	400m 5:05.21	
33.	Darcey Crossley	(08)	Co Leeds	5:05.27	660				
	50m 31.13	100m 1:07.14	150m 1:46.04	200m 2:23.84	250m 3:07.81	300m 3:52.61	350m 4:29.02	400m 5:05.27	
34.	Evi Mackie	(09)	Lanark	5:05.28	660				
	50m 30.70	100m 1:06.75	150m 1:46.73	200m 2:26.58	250m 3:10.86	300m 3:56.02	350m 4:31.13	400m 5:05.28	
35.	Laura Sharp	(02)	Swansea Uni	5:05.46	659				
	50m 31.51	100m 1:08.22	150m 1:49.17	200m 2:29.57	250m 3:12.60	300m 3:55.94	350m 4:31.40	400m 5:05.46	
36.	Rachel Hornby	(04)	Swansea Uni	5:05.56	658				
	50m 32.26	100m 1:07.77	150m 1:48.23	200m 2:28.27	250m 3:12.01	300m 3:55.39	350m 4:30.92	400m 5:05.56	
37.	Willow Harrison	(09)	Co Sheffield	5:05.78	657				
	50m 31.94	100m 1:09.45	150m 1:50.58	200m 2:29.91	250m 3:13.98	300m 3:57.14	350m 4:32.37	400m 5:05.78	

Lead Partner



Funding Partner



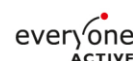
Official Partner



Endorsed Product



Host Venue



38. Sophie Trail	(07) Stockport Mo	5:06.30	653				
50m 29.58	100m 1:05.04 150m 1:46.24	200m 2:25.65	250m 3:10.89	300m 3:57.10	350m 4:32.63	400m 5:06.30	
39. Chloe Cooke	(07) Co Sheffield	5:06.48	652				
50m 30.92	100m 1:06.59 150m 1:47.45	200m 2:27.10	250m 3:11.05	300m 3:55.74	350m 4:31.84	400m 5:06.48	
40. Lois Child	(10) Harrogate	5:06.67	651				
50m 30.37	100m 1:05.94 150m 1:46.96	200m 2:27.59	250m 3:10.70	300m 3:55.40	350m 4:31.80	400m 5:06.67	
41. Holly Hopwood	(08) Guildford Ct	5:06.88	650				
50m 30.73	100m 1:06.67 150m 1:46.52	200m 2:26.49	250m 3:09.98	300m 3:54.91	350m 4:31.73	400m 5:06.88	
42. Evangeline Stacey	(07) Co Leeds	5:07.00	649				
50m 32.60	100m 1:09.50 150m 1:50.82	200m 2:30.68	250m 3:15.87	300m 4:00.88	350m 4:34.45	400m 5:07.00	
43. Libby Freeman	(06) N & D PP SC	5:07.48	646				
50m 30.29	100m 1:06.06 150m 1:45.98	200m 2:25.71	250m 3:10.82	300m 3:56.41	350m 4:31.62	400m 5:07.48	
44. Charlotte Cope	(07) Guildford Ct	5:07.83	644				
50m 32.35	100m 1:09.21 150m 1:50.42	200m 2:30.74	250m 3:11.72	300m 3:53.76	350m 4:31.63	400m 5:07.83	
45. Erin Taylor	(05) Fins	5:08.02	643				
50m 32.09	100m 1:08.81 150m 1:50.97	200m 2:32.06	250m 3:14.30	300m 3:56.73	350m 4:33.25	400m 5:08.02	
46. Matilda Ransome	(06) Co Cambridge	5:08.36	640				
50m 31.43	100m 1:07.47 150m 1:49.13	200m 2:29.79	250m 3:12.64	300m 3:56.48	350m 4:33.33	400m 5:08.36	
47. Oriana Wheeler	(05) Swansea Uni	5:08.49	640				
50m 30.92	100m 1:07.06 150m 1:49.51	200m 2:30.46	250m 3:14.65	300m 3:58.41	350m 4:35.31	400m 5:08.49	
48. Jodie Dilks	(05) Tiverton	5:09.35	634				
50m 31.28	100m 1:08.00 150m 1:49.35	200m 2:29.85	250m 3:12.40	300m 3:56.14	350m 4:33.60	400m 5:09.35	
49. Charlotte Johnson	(03) Swansea Uni	5:09.51	633				
50m 31.58	100m 1:07.82 150m 1:49.78	200m 2:30.31	250m 3:14.97	300m 4:00.54	350m 4:36.08	400m 5:09.51	
50. Martyna Karabacz	(08) Chelsea&West	5:09.64	633				
50m 31.19	100m 1:06.71 150m 1:43.59	200m 2:19.88	250m 3:09.05	300m 3:59.18	350m 4:35.41	400m 5:09.64	
50. Zara Beaumont	(06) Millfield	5:09.64	633				
50m 32.91	100m 1:11.06 150m 1:53.21	200m 2:32.96	250m 3:17.24	300m 4:01.62	350m 4:36.67	400m 5:09.64	
52. Rebecca Reid	(02) Aberdeen	5:09.65	632				
50m 31.75	100m 1:09.85 150m 1:48.81	200m 2:27.63	250m 3:13.54	300m 3:59.95	350m 4:35.18	400m 5:09.65	
53. Petra Varga	(08) Wirral Metro	5:09.85	631				
50m 31.98	100m 1:09.10 150m 1:48.89	200m 2:26.56	250m 3:10.40	300m 3:55.39	350m 4:33.53	400m 5:09.85	
54. Emmie Aitken	(09) UoAPS	5:10.45	628				
50m 31.60	100m 1:09.25 150m 1:49.64	200m 2:29.32	250m 3:14.15	300m 4:00.47	350m 4:36.29	400m 5:10.45	
55. Amy Kenworthy	(06) Winsford	5:10.67	626				
50m 32.03	100m 1:08.73 150m 1:48.86	200m 2:28.71	250m 3:13.76	300m 4:00.02	350m 4:35.41	400m 5:10.67	
56. Gisella Silano	(10) Guildford Ct	5:10.70	626				
50m 31.08	100m 1:08.38 150m 1:49.16	200m 2:28.87	250m 3:12.86	300m 3:58.31	350m 4:35.29	400m 5:10.70	
57. Lara Turner	(05) AJ Newcastle	5:10.88	625				
50m 31.17	100m 1:07.58 150m 1:49.43	200m 2:29.54	250m 3:14.87	300m 4:01.21	350m 4:36.52	400m 5:10.88	
58. E O'Halleron-Hutchins	(07) N & D PP SC	5:11.02	624				
50m 31.00	100m 1:07.62 150m 1:49.16	200m 2:29.49	250m 3:15.27	300m 4:01.31	350m 4:37.26	400m 5:11.02	
59. Isabelle Price	(09) Co Birm'ham	5:11.23	623				
50m 31.90	100m 1:10.02 150m 1:50.37	200m 2:30.05	250m 3:15.97	300m 4:01.93	350m 4:37.68	400m 5:11.23	
60. Morgan Brand	(06) Rugby	5:11.65	620				
50m 31.55	100m 1:10.00 150m 1:52.75	200m 2:34.89	250m 3:17.26	300m 4:01.17	350m 4:37.37	400m 5:11.65	
61. Abby Mitchell	(06) Co Leicester	5:11.96	619				
50m 32.66	100m 1:11.45 150m 1:53.14	200m 2:34.23	250m 3:17.92	300m 4:02.76	350m 4:38.29	400m 5:11.96	
62. Mollie Fisher	(05) Co Manch Aq	5:12.02	618				
50m 31.06	100m 1:07.83 150m 1:47.89	200m 2:27.17	250m 3:13.03	300m 4:00.21	350m 4:36.65	400m 5:12.02	
63. Gemma Dilks	(05) Tiverton	5:12.06	618				
50m 31.53	100m 1:07.91 150m 1:48.91	200m 2:29.32	250m 3:14.44	300m 4:00.64	350m 4:36.77	400m 5:12.06	
64. Lily Jackson-Oates	(05) Nova Cent'n	5:12.57	615				
50m 33.00	100m 1:11.30 150m 1:52.62	200m 2:32.78	250m 3:15.96	300m 3:59.76	350m 4:36.65	400m 5:12.57	
65. Seren Tallantyre	(08) N & D PP SC	5:12.82	613				
50m 29.80	100m 1:05.80 150m 1:47.41	200m 2:28.37	250m 3:13.78	300m 4:00.02	350m 4:37.26	400m 5:12.82	
66. Niamh Savory	(08) Newcastle	5:12.99	612				
50m 31.11	100m 1:07.45 150m 1:48.00	200m 2:27.39	250m 3:12.11	300m 3:58.12	350m 4:36.73	400m 5:12.99	
67. Madison Johnson	(05) Rotherham Mo	5:13.15	611				
50m 30.93	100m 1:07.70 150m 1:48.82	200m 2:29.04	250m 3:14.96	300m 4:01.04	350m 4:37.34	400m 5:13.15	
68. Charlotte Surrell	(07) Co Birm'ham	5:13.33	610				
50m 33.63	100m 1:12.80 150m 1:53.59	200m 2:33.17	250m 3:16.46	300m 4:01.26	350m 4:37.31	400m 5:13.33	
69. Kiera Noon	(00) Co Bristol	5:13.89	607				
50m 30.72	100m 1:06.94 150m 1:48.50	200m 2:28.95	250m 3:15.14	300m 4:01.00	350m 4:38.40	400m 5:13.89	
70. Rebecca Coogan	(08) Romford Town	5:13.90	607				
50m 31.70	100m 1:07.68 150m 1:46.58	200m 2:25.29	250m 3:11.71	300m 4:00.57	350m 4:37.83	400m 5:13.90	
71. Evangeline Belt	(06) Plymouth Lea	5:13.99	607				
50m 33.14	100m 1:11.37 150m 1:53.33	200m 2:33.57	250m 3:18.04	300m 4:02.97	350m 4:39.48	400m 5:13.99	
72. Zara Krawiec	(09) East Lothian	5:14.71	602				
50m 32.65	100m 1:12.01 150m 1:52.74	200m 2:33.10	250m 3:16.76	300m 4:01.98	350m 4:38.67	400m 5:14.71	
73. Eve Horton	(06) Wigan BEST	5:15.45	598				
50m 31.63	100m 1:08.33 150m 1:49.43	200m 2:30.49	250m 3:16.27	300m 4:02.50	350m 4:39.86	400m 5:15.45	
74. Ella Blocksidge	(06) Co Salford	5:15.95	595				
50m 31.82	100m 1:08.59 150m 1:51.17	200m 2:31.48	250m 3:16.65	300m 4:03.34	350m 4:40.19	400m 5:15.95	
75. Isabella Hoare	(07) Worcester	5:17.32	588				
50m 31.45	100m 1:07.75 150m 1:49.34	200m 2:30.56	250m 3:16.83	300m 4:03.94	350m 4:41.39	400m 5:17.32	
Eloise Rathbone-Jones	(04) Co Cardiff	DQ					



Aquatics GB  
**SWIMMING  
CHAMPIONSHIPS**

LONDON AQUATICS CENTRE | 2-7 APRIL 2024

**EVENT 303 Men's MC 50m Butterfly**

***Multi-Classification by British Para-Swimming Points***

Place	Name	YoB	Club	Class	Time	BDPoints
1.	Bruce Dee	(06)	Northampton	6	34.02	721
2.	Xander Harris	(04)	Devonport	6	34.84	671



Lead Partner



Funding Partner



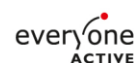
Official Partner



Endorsed Product



Host Venue



### **EVENT 304 Women's 50m Freestyle**

#### **Open Age Group - Full Results**

Place	Name	YoB	Club	Time	WA Pts
1.	Anna Hopkin	(96)	L'borough PC	24.59	885
2.	Isabella Hindley	(96)	L'borough PC	25.25	817
3.	Eva Okaro	(06)	Repton	25.44	799
4.	Erin Little	(05)	Mt Kelly	25.81	765
5.	Clementine Lovel	(03)	Lboro Uni	25.82	764
6.	Darcy Revitt	(05)	Guildford Ct	25.87	760
6.	Skye Carter	(07)	Basildon Ph	25.87	760
6.	Katie Goodburn	(03)	Edinburgh Un	25.87	760
9.	Kate Clifton	(00)	Co Sheffield	25.90	757
10.	Evelyn Davis	(04)	UniOfStirl	25.96	752
11.	Theodora Taylor	(09)	Torfaen D	25.97	751
12.	Hannah Capron	(09)	Repton	25.98	750
13.	Harriet Jones	(97)	Co Cardiff	26.01	747
14.	Laurie Devine	(06)	Repton	26.03	746
15.	Harriet Rogers	(04)	Lboro Uni	26.08	741
16.	Hollie Widdows	(06)	Mt Kelly	26.09	741
16.	Maisie Gilford	(03)	Bath Univ	26.09	741
18.	Imogen Meers	(02)	Bromley	26.16	735
19.	Annabelle Compton	(08)	Wycombe Dist	26.20	731
20.	Meghan Higgs	(08)	Millfield	26.38	716
20.	Yasmine Hamerlaine	(03)	Edinburgh Un	26.38	716
22.	Sophie De Groot	(04)	Lboro Uni	26.39	716
23.	Izabella Okaro	(06)	Repton	26.41	714
23.	Sienna Franklyn-Miller	(07)	Millfield	26.41	714
23.	Jana Spinner	(99)	Bath Univ	26.41	714
26.	Rebecca Sutton	(01)	Swansea Uni	26.45	711
27.	Halle Harris	(07)	Poole	26.46	710
28.	Annabel Smith	(03)	Bath Univ	26.47	709
29.	Bethan Cooke	(07)	Co Birm'ham	26.58	700
30.	Anna Morgan	(03)	Edinburgh Un	26.59	700
31.	Libby Broder	(06)	Co Cardiff	26.61	698
32.	Hannah Woodcock	(04)	Swansea Uni	26.65	695
32.	May Bradburn	(04)	Basildon Ph	26.65	695
34.	Emma Croker	(05)	Lboro Uni	26.66	694
35.	Sophie Davies	(07)	Millfield	26.68	692
35.	Emma Wood	(08)	Co Leeds	26.68	692
37.	Nicole De Pree	(06)	Millfield	26.70	691
38.	Hollie Wilson	(08)	Co Leeds	26.76	686
38.	Arianna Stokes	(06)	N & D PP SC	26.76	686
40.	Eloise Cole	(08)	Bedford SS	26.77	686
41.	Emma Hagberg	(08)	Reed's SC	26.89	676
42.	Grace Greenhalf	(07)	Co Norwich	26.90	676
43.	Ellie Freeze	(08)	Sutton Cheam	26.91	675
43.	Alexandra Bulat	(06)	Co Lincoln P	26.91	675
45.	Mollie Garratt	(04)	Co Manch Aq	26.97	670
46.	Ella Thornburg	(06)	Crawley	26.98	670
46.	Jessica Humm	(06)	Rushmoor Ryl	26.98	670
46.	Anna Tyers	(08)	Derby Excel	26.98	670
49.	Bethany Walker	(00)	Co Sheffield	26.99	669
50.	Sophie Benn	(07)	Mt Kelly	27.01	667
51.	Natalie Marshall	(06)	West Lothian	27.06	664
51.	Evie Floate	(05)	Shrewsbury	27.06	664
53.	Carys Croke	(07)	Torfaen D	27.12	659
53.	Connie Palmer	(07)	Repton	27.12	659
53.	Jessica Telford	(99)	Cheltenham	27.12	659
56.	Hannah Murphy	(07)	RTW Monson	27.16	656
57.	Jessica Harmer	(07)	Guildford Ct	27.17	656
58.	Maria Mishchenko	(06)	UoAPS	27.18	655
59.	Lili Mundell	(10)	Heart Of Mid	27.21	653
60.	Josephine Klein	(05)	UniOfStirl	27.22	652
61.	Zoe Cawsey	(99)	Solent C P S	27.27	648
62.	Rebecca Simpson	(03)	Ealing	27.28	648
63.	Annaliese Beynon	(00)	Co Cardiff	27.32	645
64.	Mia Colyer	(05)	Black Lion	27.36	642
65.	Kasia Titterton	(06)	Bromley	27.49	633
66.	Emily Grant	(97)	Edinburgh Un	27.50	632
67.	Ellie Walker	(01)	Tadcaster	27.58	627
68.	Catherine Eland	(04)	Poole	27.60	625
69.	Louise Jones	(05)	Royal Wolv	27.80	612
70.	Annie Sanders	(07)	Bromley	27.90	606
	Sholah Robinson	(06)	Co Sheffield	DNC	



Aquatics GB  
**SWIMMING  
CHAMPIONSHIPS**

LONDON AQUATICS CENTRE | 2-7 APRIL 2024



Lead Partner



Funding Partner



Official Partner



Endorsed Product



Host Venue



### **EVENT 305 Women's MC 50m Freestyle**

#### ***Multi-Classification by British Para-Swimming Points***

Place	Name	YoB	Club	Class	Time	BDPoints	
1.	Callie-Ann Warrington	(00)	RTW Monson	10	28.68	873	
2.	Scarlett Humphrey	(05)	Northampton	11	30.64	865	British Record
3.	Tully Kearney	(97)	Lboro Uni	5	35.76	862	
4.	Alice Tai	(99)	Ealing	8	31.50	856	
5.	Amber Haycock	(07)	Northampton	10	30.25	744	
6.	Claire Connon	(85)	Co Cambridge	4	41.03	728	
7.	Rebecca Redfern	(99)	Worcester	13	29.63	720	
8.	Grace Harvey	(98)	Hoddesdon	6	36.41	714	
9.	Abby Kane	(03)	UniOfStirl	13	30.26	676	
10.	Eva French	(07)	Nuneaton	10	31.27	674	
11.	Meghan Willis	(07)	Torfaen D	9	31.39	659	
12.	Astrid Carroll	(09)	Co Sheffield	12	30.67	656	
13.	Fern Sneddon	(06)	RTW Monson	6	37.67	645	
14.	Evie Lambert	(07)	Bo Kirklees	9	31.74	637	
14.	Eliza Humphrey	(05)	Northampton	11	33.93	637	
16.	Connie Ratley	(08)	Colchester	9	32.11	615	
17.	Rebecca Hardy-Bishop	(00)	Jersey	12	31.75	591	
18.	Amanda Readhead	(77)	Maxwell	7	37.78	587	
19.	Ellie Challis	(04)	Clacton SC	3	49.98	525	

## EVENT 306 Men's 400m IM

### Open Age Group - Full Results

Place	Name	YoB	Club	Time	WA Pts
1.	Max Litchfield	(95)	L'borogh PC	4:15.07	859
	50m 26.66	100m 56.92	150m 1:29.86	200m 2:02.04	250m 2:37.84
	26.66	30.26	32.94	32.18	35.80
2.	Charlie Hutchison	(02)	L'borogh PC	4:21.85	794
	50m 27.52	100m 59.71	150m 1:33.57	200m 2:06.06	250m 2:43.25
	27.52	32.19	33.86	32.49	37.19
3.	George Smith	(04)	UniOfStirl	4:22.99	784
	50m 27.01	100m 58.47	150m 1:33.28	200m 2:07.35	250m 2:43.44
	27.01	31.46	34.81	34.07	36.09
4.	Edward Marcal Whittles	(06)	Chelsea&West	4:23.78	776
	50m 27.51	100m 58.82	150m 1:32.44	200m 2:06.10	250m 2:43.00
	27.51	31.31	33.62	33.66	36.90
5.	David Annis	(06)	Royal Wolv	4:24.53	770
	50m 27.48	100m 59.39	150m 1:33.90	200m 2:06.75	250m 2:44.23
	27.48	31.91	34.51	32.85	37.48
6.	Tony Joe Trett Oliver	(99)	UniOfStirl	4:25.84	759
	50m 27.51	100m 59.58	150m 1:34.44	200m 2:08.30	250m 2:45.78
	27.99	31.59	34.86	33.86	37.48
7.	William Ryley	(98)	Co Cardiff	4:26.67	751
	50m 27.73	100m 1:00.03	150m 1:35.39	200m 2:09.76	250m 2:47.69
	27.73	32.30	35.36	34.37	37.93
8.	Pierce Greening	(03)	UniOfStirl	4:27.06	748
	50m 28.21	100m 1:00.40	150m 1:36.53	200m 2:12.11	250m 2:49.13
	28.21	32.19	36.13	35.58	37.02
9.	Ben Harrison	(00)	Lboro Uni	4:28.88	733
	50m 27.75	100m 1:00.31	150m 1:35.77	200m 2:10.81	250m 2:48.42
	27.75	32.56	35.46	35.04	37.61
10.	Evan Davidson	(07)	Perth City	4:29.01	732
	50m 28.21	100m 1:00.47	150m 1:36.70	200m 2:11.19	250m 2:48.55
	28.21	32.26	36.23	34.49	37.36
11.	Jay Manners	(99)	N & D PP SC	4:29.46	728
	50m 28.19	100m 1:00.96	150m 1:37.41	200m 2:13.33	250m 2:50.64
	28.19	32.77	36.45	35.92	37.31
12.	Angus Allison	(03)	UniOfStirl	4:29.89	725
	50m 28.65	100m 1:00.74	150m 1:37.50	200m 2:13.47	250m 2:49.96
	28.65	32.09	36.76	35.97	36.49
13.	Oscar Barlow	(05)	Swansea Uni	4:31.03	716
	50m 28.04	100m 1:01.25	150m 1:36.36	200m 2:10.48	250m 2:48.97
	28.04	33.21	35.11	34.12	38.49
14.	Charles Kershaw	(02)	Lboro Uni	4:31.22	714
	50m 28.93	100m 1:01.32	150m 1:36.78	200m 2:12.72	250m 2:49.41
	28.93	32.39	35.46	35.94	36.69
15.	James Shevchenko	(05)	Royal Wolv	4:31.40	713
	50m 27.69	100m 1:00.04	150m 1:35.55	200m 2:09.94	250m 2:49.15
	27.69	32.35	35.51	34.39	39.21
16.	Hubert Gdaniec	(04)	Mt Kelly	4:31.74	710
	50m 28.77	100m 1:02.44	150m 1:37.54	200m 2:11.17	250m 2:50.66
	28.77	33.67	35.10	33.63	39.49
17.	Andrew Bertoli	(04)	UniOfStirl	4:31.91	709
	50m 27.25	100m 58.68	150m 1:34.16	200m 2:09.55	250m 2:47.97
	27.25	31.43	35.48	35.39	38.42
18.	Tom Robinson	(00)	UoAPS	4:32.33	706
	50m 28.33	100m 1:00.55	150m 1:36.79	200m 2:12.64	250m 2:51.56
	28.33	32.22	36.24	35.85	38.92
19.	John Britton	(95)	Ealing	4:32.50	704
	50m 27.74	100m 59.96	150m 1:36.74	200m 2:12.49	250m 2:49.78
	27.74	32.22	36.78	35.75	37.29
20.	Finlay Davies	(06)	Midlothian	4:32.61	703
	50m 28.65	100m 1:01.90	150m 1:37.79	200m 2:12.72	250m 2:50.87
	28.65	33.25	35.89	34.93	38.15
21.	James Froggatt	(05)	Co Birm'ham	4:33.13	699
	50m 28.43	100m 1:01.30	150m 1:37.79	200m 2:14.01	250m 2:52.94
	28.43	32.87	36.49	36.22	38.93
22.	Daniel Jackson	(06)	Bo Kirklees	4:33.39	697
	50m 28.45	100m 1:01.40	150m 1:37.16	200m 2:11.70	250m 2:50.28
	28.45	32.95	35.76	34.54	38.58
23.	Isaac Dodds	(04)	Bath Univ	4:34.29	691
	50m 28.52	100m 1:01.37	150m 1:36.70	200m 2:11.82	250m 2:51.33
	28.52	32.85	35.33	35.12	39.51
24.	Kourosh Khodakhah	(07)	Co Leeds	4:34.76	687
	50m 28.18	100m 1:00.93	150m 1:38.17	200m 2:14.43	250m 2:53.80
	28.18	32.75	37.24	36.26	39.37
25.	Sam Williamson	(04)	Bath Univ	4:35.09	685
	50m 27.93	100m 1:00.33	150m 1:38.37	200m 2:15.29	250m 2:52.75
	27.93	32.40	38.04	36.92	37.46

Lead Partner



Funding Partner



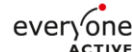
Official Partner



Endorsed Product



Host Venue



26. Luke Poulton	(06) Wycombe Dist	4:35.58	681				
50m 27.81	100m 1:00.29	150m 1:36.48	200m 2:11.27	250m 2:49.79	300m 3:29.74	350m 4:03.50	400m 4:35.58
27.81	32.48	36.19	34.79	38.52	39.95	33.76	32.08
27.82	(08) Camden Swiss	4:35.92	678				
50m 27.82	100m 1:00.94	150m 1:38.04	200m 2:14.25	250m 2:54.21	300m 3:34.68	350m 4:05.67	400m 4:35.92
27.82	33.12	37.10	36.21	39.96	40.47	30.99	30.25
28. Patrick Braddock	(04) Swansea Uni	4:36.03	678				
50m 27.56	100m 59.25	150m 1:36.47	200m 2:13.04	250m 2:53.47	300m 3:34.18	350m 4:05.84	400m 4:36.03
27.56	31.69	37.22	36.57	40.43	40.71	31.66	30.19
29. Cameron Wrapson	(06) Co Birm'ham	4:36.06	677				
50m 28.14	100m 1:00.53	150m 1:37.85	200m 2:14.12	250m 2:52.66	300m 3:32.16	350m 4:05.17	400m 4:36.06
28.14	32.39	37.32	36.27	38.54	39.50	33.01	30.89
30. Daniel Ransom	(08) Co Leeds	4:36.52	674				
50m 28.53	100m 1:01.09	150m 1:34.88	200m 2:08.86	250m 2:48.61	300m 3:28.20	350m 4:04.13	400m 4:36.52
28.53	32.56	33.79	33.98	39.75	39.59	35.93	32.39
31. Oliver Jones	(05) Poole	4:37.16	669				
50m 28.41	100m 1:00.97	150m 1:38.16	200m 2:13.52	250m 2:51.80	300m 3:30.86	350m 4:04.54	400m 4:37.16
28.41	32.56	37.19	35.36	38.28	39.06	33.68	32.62
31. Rhydian Arch	(05) Co Cardiff	4:37.16	669				
50m 28.63	100m 1:01.09	150m 1:37.87	200m 2:13.42	250m 2:52.23	300m 3:32.40	350m 4:05.69	400m 4:37.16
28.63	32.46	36.78	35.55	38.81	40.17	33.29	31.47
33. Andrew Jones	(04) Royal Wolv	4:37.83	664				
50m 28.08	100m 1:01.33	150m 1:36.55	200m 2:11.35	250m 2:50.11	300m 3:29.79	350m 4:04.76	400m 4:37.83
28.08	33.25	35.22	34.80	38.76	39.68	34.97	33.07
34. Elijah Kendrick	(04) Swansea Uni	4:37.89	664				
50m 27.42	100m 1:00.31	150m 1:37.02	200m 2:13.52	250m 2:52.37	300m 3:32.53	350m 4:05.74	400m 4:37.89
27.42	32.89	36.71	36.50	38.85	40.16	33.21	32.15
35. Oscar Dodds	(06) Leic Sharks	4:37.95	664				
50m 29.28	100m 1:03.30	150m 1:39.47	200m 2:14.07	250m 2:53.51	300m 3:33.23	350m 4:06.04	400m 4:37.95
29.28	34.02	36.17	34.60	39.44	39.72	32.81	31.91
36. Oliver Pope	(05) Thanet Swim	4:38.02	663				
50m 27.84	100m 1:00.38	150m 1:34.34	200m 2:08.13	250m 2:48.46	300m 3:31.01	350m 4:04.88	400m 4:38.02
27.84	32.54	33.96	33.79	40.33	42.55	33.87	33.14
37. Donald Bisset	(01) UniOfStirl	4:39.56	652				
50m 28.64	100m 1:01.80	150m 1:38.73	200m 2:15.23	250m 2:53.98	300m 3:33.82	350m 4:07.49	400m 4:39.56
28.64	33.16	36.93	36.50	38.75	39.84	33.67	32.07
38. Filip Nowacki	(07) TigersJersey	4:39.82	650				
50m 28.21	100m 1:00.97	150m 1:37.31	200m 2:13.52	250m 2:51.29	300m 3:30.42	350m 4:05.10	400m 4:39.82
28.21	32.76	36.34	36.21	37.77	39.13	34.68	34.72
38. Luke Clegg	(05) Swansea Uni	4:39.82	650				
50m 28.58	100m 1:02.29	150m 1:37.99	200m 2:13.80	250m 2:53.08	300m 3:32.71	350m 4:06.63	400m 4:39.82
28.58	33.71	35.70	35.81	39.28	39.63	33.92	33.19
40. Donatas Dragasius	(04) Co Manch Aq	4:40.34	647				
50m 28.82	100m 1:02.91	150m 1:38.99	200m 2:14.48	250m 2:54.13	300m 3:34.74	350m 4:08.43	400m 4:40.34
28.82	34.09	36.08	35.49	39.65	40.61	33.69	31.91
41. Joseph Buxton	(03) Reading	4:40.48	646				
50m 28.33	100m 1:02.53	150m 1:40.88	200m 2:17.44	250m 2:55.73	300m 3:34.55	350m 4:07.86	400m 4:40.48
28.33	34.20	38.35	36.56	38.29	38.82	33.31	32.62
42. Thomas Deffains	(04) Bath Univ	4:40.87	643				
50m 28.76	100m 1:02.60	150m 1:39.25	200m 2:15.48	250m 2:54.28	300m 3:34.47	350m 4:08.44	400m 4:40.87
28.76	33.84	36.65	36.23	38.80	40.19	33.97	32.43
43. Fergus Thomson	(07) Mt Kelly	4:42.41	633				
50m 29.09	100m 1:03.54	150m 1:37.24	200m 2:11.30	250m 2:52.69	300m 3:36.09	350m 4:09.83	400m 4:42.41
29.09	34.45	33.70	34.06	41.39	43.40	33.74	32.58
44. Myles Turner	(00) West Suffolk	4:44.31	620				
50m 28.36	100m 1:01.33	150m 1:38.00	200m 2:14.02	250m 2:54.08	300m 3:35.90	350m 4:10.14	400m 4:44.31
28.36	32.97	36.67	36.02	40.06	41.82	34.24	34.17
45. Adam Wilson	(03) Lboro Uni	4:44.79	617				
50m 28.66	100m 1:01.77	150m 1:38.16	200m 2:14.54	250m 2:55.21	300m 3:37.39	350m 4:11.69	400m 4:44.79
28.66	33.11	36.39	36.38	40.67	42.18	34.30	33.10
46. Joseph Ashley	(08) Co Liverpool	4:47.17	602				
50m 28.31	100m 1:00.74	150m 1:37.91	200m 2:15.14	250m 2:55.02	300m 3:36.63	350m 4:12.21	400m 4:47.17
28.31	32.43	37.17	37.23	39.88	41.61	35.58	34.96
47. Vadim Bosc	(05) Mt Kelly	4:49.82	585				
50m 28.24	100m 1:00.82	150m 1:38.92	200m 2:16.44	250m 2:58.45	300m 3:40.70	350m 4:16.13	400m 4:49.82
28.24	32.58	38.10	37.52	42.01	42.25	35.43	33.69
48. Toby Godsell	(07) Millfield	4:50.85	579				
50m 28.19	100m 1:02.29	150m 1:37.65	200m 2:13.46	250m 2:53.66	300m 3:36.90	350m 4:14.13	400m 4:50.85
28.19	34.10	35.36	35.81	40.20	43.24	37.23	36.72
Ewan Wilson	(02) Co Sheffield	DNC					
R Rowbotham-Keating	(05) Lboro Uni	DNC					

### EVENT 307 Men's 100m Freestyle

#### **Open Age Group - Full Results**

Place	Name	YoB	Club	Time	WA Pts	50
1.	Matthew Richards	(02)	Millfield	48.01		23.30
2.	David Cumberidge	(96)	Edinburgh Un	48.16		22.97
3.	Alexander Cohoon	(02)	Lboro Uni	48.44		23.03
4.	Thomas Dean	(00)	Bath PC	48.47		23.55
4.	Jacob Whittle	(04)	Bath PC	48.47		23.39
6.	Duncan Scott	(97)	UniOfStirl	48.48		23.19
7.	Alexander Painter	(04)	Millfield	48.66		23.36
8.	James Guy	(95)	Millfield	48.68		23.38
9.	Jack McMillan	(00)	UniOfStirl	48.75		23.51
10.	Dan Jones	(96)	Swansea Uni	48.93		23.31
11.	Jordan Cooley	(99)	Leeds Uni	48.94		23.35
12.	Lewis Burras	(00)	Lboro Uni	49.02		23.08
13.	Edward Mildred	(03)	Bath PC	49.03		23.34
14.	Calvin Fry	(04)	Lboro Uni	49.24		23.10
15.	Joe Litchfield	(98)	L'borough PC	49.36		23.65
16.	Thomas Watkin	(02)	Millfield	49.52		23.93
17.	Jamie Ingram	(98)	Co Manch Aq	49.73		23.93
18.	Ben Cope	(01)	Co Sheffield	49.82		24.04
19.	Evan Jones	(04)	UniOfStirl	49.96		23.94
20.	Kieran Bird	(99)	Bath PC	49.98		24.25
21.	Thomas Carswell	(00)	Edinburgh Un	50.00		23.51
22.	Cameron Kurle	(97)	Millfield	50.13		23.81
23.	Cameron Brooker	(02)	Bath PC	50.14		23.98
24.	Aiden Symons-Brown	(04)	Plymouth Lea	50.27		23.74
25.	Jacob Mills	(07)	Co Leicester	50.30		23.36
26.	Lewis Fraser	(00)	Swansea Uni	50.31		24.28
27.	Gabriel Shepherd	(08)	Co Leeds	50.33		24.42
28.	Jake Gaunt	(05)	Soundwell	50.50		24.66
29.	Stefan Krawiec	(06)	East Lothian	50.53		24.39
30.	Freddie Ashley-Sparks	(02)	Plymouth Lea	50.54		24.36
31.	Nicholas Finch	(06)	Chelsea&West	50.59		24.27
32.	Jack Skerry	(04)	Bath PC	50.65		24.35
33.	Kaleb Fox-Jones	(04)	Bath Univ	50.66		23.84
34.	Michael Ripper	(01)	Lboro Uni	50.67		24.39
35.	Harry Robinson	(04)	Lboro Uni	50.80		23.90
36.	George Snow	(06)	Millfield	50.88		24.49
37.	Maddox Roberts	(06)	Witham Dolph	50.94		24.15
38.	Max McCusker	(99)	Millfield	51.02		24.54
39.	Arun Oelkers	(05)	UniOfStirl	51.05		24.53
40.	Henry Gray	(06)	Chelsea&West	51.06		24.68
40.	Angelo Giani Contini	(06)	Newcastle	51.06		24.81
42.	Bruno Kempster	(99)	Edinburgh Un	51.07		23.92
43.	Tom Trueman	(04)	Derby Excel	51.15		24.61
44.	Luke Ibbeson	(03)	Lboro Uni	51.16		24.60
45.	Joel Watterson	(99)	Io Man	51.24		24.09
46.	Solomon Williams	(05)	Millfield	51.25		24.39
47.	Finlay Clubb	(05)	Edinburgh Un	51.34		24.58
48.	Oliver Watts	(05)	Lboro Uni	51.35		24.03
49.	Leon Mowlem	(03)	Plymouth Lea	51.39		24.36
50.	Ruairi McKinnon	(04)	Co Glasgow	51.45		24.39
51.	Matthew Wright	(98)	Team Luton	51.46		24.85
52.	Jonathan Turk	(06)	Mt Kelly	51.47		24.85
53.	Henry Baker	(03)	UniOfStirl	51.48		24.75
53.	Thomas Exall	(02)	Lboro Uni	51.48		24.42
55.	Evan Davies	(06)	Co Cardiff	51.49		24.61
56.	Charlie Poole	(01)	UniOfStirl	51.50		24.91
57.	Lauchlan Parrott	(07)	Millfield	51.54		24.88
58.	Scott Gibson	(00)	Edinburgh Un	51.56		24.49
59.	Miles Drabwell	(01)	Co Milton K	51.57		24.74
60.	Daniel Gencas	(03)	Lboro Uni	51.60		24.46
61.	Jacques Bonsell	(99)	Co Cambridge	51.70		24.82
62.	Maxwell Adams	(05)	Wycombe Dist	51.95		24.68
63.	Aryaan Din	(03)	Chelsea&West	51.97		24.75
64.	Jack Jenkinson	(06)	Skipton	52.03		24.84
64.	Lewis Maxwell	(03)	N & D PP SC	52.03		25.04
66.	Adam Graham	(05)	Millfield	52.04		25.11
67.	Oliver Dade	(05)	Gloucester	52.14		24.92
68.	Ben Blowers	(02)	Lboro Uni	52.24		24.65
69.	Josh Williams	(02)	Swansea Uni	52.28		25.10
70.	Alec White	(01)	Exeter City	52.39		24.67
71.	Matthew Baker	(06)	West Suffolk	52.52		25.05

Lead Partner



Funding Partner



Official Partner



Endorsed Product



Host Venue





Aquatics GB  
**SWIMMING  
CHAMPIONSHIPS**

LONDON AQUATICS CENTRE | 2-7 APRIL 2024

72. Reid Jones  
73. Anthony Whittall  
Malachi Cohen

(02) Plymouth Lea  
(05) Stockport Mo  
(03) Barnes

52.59  
52.65  
DNC

24.34  
25.37



Lead Partner



Funding Partner



Official Partner



Endorsed Product



Host Venue



### EVENT 308 Men's MC 100m Freestyle

#### **Multi-Classification by British Para-Swimming Points**

Place	Name	YoB	Club	Class	Time	BDPoints	50
1.	William Ellard	(06)	St Felix Sch	14	51.36	995	24.12
2.	Stephen Clegg	(95)	Edinburgh Un	12	54.94	882	25.83
3.	Rhys Darbey	(07)	Nofio Clwyd	14	54.47	834	26.25
4.	Louis Lawlor	(02)	Co Glasgow	14	54.48	833	25.87
5.	Dylan Broom	(02)	Torfaen D	14	54.87	816	26.40
6.	Phelipe Rodrigues	(90)	Co Manch Aq	10	54.26	812	25.29
7.	James Clegg	(94)	Edinburgh Un	12	57.42	772	27.22
8.	Harry Stewart	(04)	Plymouth Lea	14	56.11	763	26.93
9.	Matthew Redfern	(98)	Worcester	13	55.99	740	26.82
10.	Cameron Vearncombe	(02)	Bridgwater	14	56.80	735	27.17
11.	Mark Tompsett	(06)	Bolton Metro	14	56.96	729	27.03
12.	Rio Rogers	(04)	Basildon Ph	14	57.00	728	27.52
13.	Bruce Dee	(06)	Northampton	6	1:10.24	720	34.35
14.	Tomas Navarro-Barber	(04)	Portsmouth N	9	58.28	719	28.06
15.	Kieran Williams	(04)	Newquay	10	56.63	715	26.92
16.	Roan Brennan	(06)	Basildon Ph	10	56.68	713	27.27
17.	Max Davies	(07)	Worksop	8	1:04.85	703	31.69
18.	Jude Gunner	(09)	St Felix Sch	14	57.74	700	27.94
19.	Jamie Curtis	(08)	Co Bristol	8	1:05.11	695	30.57
20.	Oliver Carter	(00)	UniOfStirl	10	57.37	687	27.74
21.	Owen Garsides	(01)	KingstonHull	14	58.26	681	27.95
22.	Owen Say	(01)	Nova Cent'n	8	1:05.66	678	31.12
23.	Nathan McManus	(07)	Plymouth Lea	14	58.99	656	28.37
24.	Sam Downie	(06)	East Lothian	8	1:06.66	648	31.80
25.	Joseph Greaves	(03)	Nova Cent'n	14	59.36	644	28.42
26.	Ryan Potter	(03)	Preston	14	59.58	637	28.15
27.	Zach Washington-Young	(90)	Ealing	6	1:13.64	625	35.43
28.	William Newton	(08)	Co Coventry	14	1:00.12	620	29.06
29.	Luke Batty	(05)	Bolton Metro	9	1:01.74	605	29.65
30.	Akaash Das	(08)	Oswestry Ott	8	1:08.81	589	32.36
31.	Aidan Stanbrook	(07)	Winchester	10	1:01.41	560	29.17
32.	Lyndon Longhorne	(95)	Derwentside	4	1:36.82	541	45.25
	William Perry	(00)	Ealing	6	DNC		