



Results Day Two


EVENT 201 Men 200m Freestyle

14/15 Yrs Age Group - Full Results

Place	Name	AaD	Club	Time	FINA Pt	50	100	150
1.	Llewellyn Porter	15	Camden Swiss	1:54.76	702	27.04	56.72	1:25.90
						27.04	29.68	29.18
2.	Gabriel Shepherd	15	Co Leeds	1:54.85	700	26.54	56.01	1:25.58
						26.54	29.47	29.57
3.	Reuben Alty	15	Millfield	1:56.29	674	26.83	56.49	1:26.79
						26.83	29.66	30.30
4.	Daniel Khodaverdi	14	Stockport Mo	1:56.51	670	27.58	57.44	1:27.10
						27.58	29.86	29.66
5.	Morgan Davies	15	Guildford Ct	1:57.11	660	27.19	56.70	1:26.90
						27.19	29.51	30.20
6.	Samuel Sutcliffe	14	Ramsbottom	1:57.40	655	26.23	56.46	1:27.26
						26.23	30.23	30.80
7.	Ethan Kelly	15	Co Liverpool	1:57.50	654	27.19	56.76	1:27.78
						27.19	29.57	31.02
8.	Alessandro D'Onofrio	15	Mt Kelly	1:57.80	649	27.76	58.39	1:28.36
						27.76	30.63	29.97
9.	Aran Bissett	15	RTW Monson	1:57.83	648	26.70	56.10	1:26.12
						26.70	29.40	30.02
10.	Max El-Mokadem	15	RTW Monson	1:58.63	635	27.82	58.09	1:28.34
						27.82	30.27	30.25
11.	Joseph Ashley	15	Warrington W	1:58.80	632	27.45	58.19	1:27.88
						27.45	30.74	29.69
12.	Thomas Jennings	15	Portsmouth N	1:59.00	629	27.29	57.14	1:27.90
						27.29	29.85	30.76
13.	Hao Hao Shi	14	Co Sheffield	1:59.06	628	27.59	57.26	1:27.97
						27.59	29.67	30.71
14.	Thomas Belt	15	Plymouth Lea	1:59.15	627	28.05	58.02	1:28.66
						28.05	29.97	30.64
15.	Monty Smith	14	Wycombe Dist	1:59.20	626	27.09	57.35	1:27.64
						27.09	30.26	30.29
16.	Jack Bamborough	15	Co Cardiff	1:59.23	626	27.71	57.67	1:28.51
						27.71	29.96	30.84
17.	Oscar Bellinger	15	Salisbury	1:59.27	625	28.11	58.44	1:29.07
						28.11	30.33	30.63
18.	Harry Chandler	15	Royal Wolv	1:59.29	625	26.87	56.96	1:28.41
						26.87	30.09	31.45
19.	Daniel Belsey	15	Hatfield	1:59.39	623	28.05	58.22	1:29.45
						28.05	30.17	31.23
20.	Thomas Swales	14	Nova Cent'n	1:59.40	623	27.75	58.42	1:29.45
						27.75	30.67	31.03
21.	Hugh Mason-Williams	15	Co Birm'ham	1:59.79	617	27.86	59.07	1:29.70
						27.86	31.21	30.63
22.	Hugo Young	15	Poole	2:00.58	605	27.27	57.52	1:29.45
						27.27	30.25	31.93
23.	Aidan Turner	14	Newcastle	2:01.61	590	27.29	57.33	1:28.99
						27.29	30.04	31.66
24.	Archie Dandy	15	Co Leicester	2:01.84	586	28.08	58.51	1:29.92
						28.08	30.43	31.41

16 Yrs Age Group - Full Results

Place	Name	AaD	Club	Time	FINA Pt	50	100	150
1.	Lauchlan Parrott	16	Millfield	1:56.56	670	26.39	56.39	1:27.25
						26.39	30.00	30.86
2.	Matthew Deffains	16	Tigers Jersey	1:56.63	668	27.09	56.37	1:26.47
						27.09	29.28	30.10
3.	Ronnie Weall	16	Warrington W	1:57.61	652	27.81	57.85	1:28.10
						27.81	30.04	30.25
4.	Hayden Annan	16	RTW Monson	1:57.94	646	26.82	55.95	1:26.71
						26.82	29.13	30.76
5.	Alexander Lawrie	16	Leander	1:58.18	642	27.30	57.21	1:28.11
						27.30	29.91	30.90
6.	Finlay Pope	16	Stockport Mo	1:58.43	638	26.96	57.00	1:27.98
						26.96	30.04	30.98
7.	Ethan Stubbs-Green	16	Millfield	1:58.49	637	27.01	57.46	1:29.13
						27.01	30.45	31.67
8.	James Page	16	Co Birm'ham	1:58.54	637	27.22	57.11	1:27.69
						27.22	29.89	30.58
9.	Matthew Hamilton	16	Plymouth Lea	1:58.74	633	26.48	56.33	1:27.31
						26.48	29.85	30.98



Results Day Two

10.	Sam Smith	16	Skipton	1:58.77	633	26.87	56.95	1:28.21
11.	Josef Adams	16	Chelsea&West	1:58.89	631	26.87	30.08	31.26
12.	William Gowler	16	N & D PP SC	1:59.29	625	26.97	57.18	1:28.40
13.	Zach Slater	16	East Lothian	1:59.40	623	26.97	30.21	31.22
14.	Tom Hawkins	16	RTW Monson	1:59.45	622	27.52	57.64	1:28.49
15.	Wongsakorn Patsamarn	16	Plymouth Lea	1:59.52	621	27.52	30.12	30.85
16.	Ryan Wall	16	Co Cambridge	1:59.98	614	27.19	57.58	1:27.70
17.	Jack Finnie	16	Rotherham Mo	2:00.19	611	27.19	30.39	30.12
18.	Joseph Wey	16	Guildford Ct	2:00.60	605	27.28	57.24	1:28.11
19.	Edward Bell	16	Seagulls SC	2:00.72	603	27.28	29.96	30.87
20.	Alexander Andrews	16	Mid Sussex	2:01.02	598	28.16	58.50	1:29.16
20.	James Boddie	16	Garioch	2:01.02	598	28.16	30.34	30.66
22.	Jake Chesworth	16	Maxwell	2:01.13	597	27.26	56.85	1:27.79
23.	Zachariah Dale	16	Newcastle St	2:01.53	591	27.26	29.59	30.94
24.	Rio Daodu	16	KingstonHull	2:01.66	589	27.88	58.58	1:29.36
						27.88	30.70	30.78
						27.42	58.56	1:29.32
						27.42	31.14	30.76
						26.37	56.17	1:27.71
						26.37	29.80	31.54
						27.02	56.90	1:28.72
						27.02	29.88	31.82
						27.73	58.67	1:29.67
						27.73	30.94	31.00
						27.75	58.24	1:29.67
						27.75	30.49	31.43
						27.13	57.98	1:30.12
						27.13	30.85	32.14
						27.51	57.32	1:28.26
						27.51	29.81	30.94

17 Yrs Age Group - Full Results

Place	Name	AaD	Club	Time	FINA Pt	50	100	150
1.	Henry Gray	17	Chelsea&West	1:52.78	739	26.39	54.90	1:23.82
2.	David Annis	17	Royal Wolv	1:53.05	734	26.39	28.51	28.92
3.	Luke Homsey	17	East Lothian	1:53.26	730	26.05	54.76	1:24.20
4.	Luke McGee	17	N & D PP SC	1:53.37	728	26.05	28.71	29.44
5.	Matthew Baker	17	West Suffolk	1:53.81	719	26.48	55.13	1:24.80
6.	Jonathan Turck	17	Mt Kelly	1:54.06	715	26.48	28.65	29.67
7.	Oliver Rowe	17	Mt Kelly	1:54.27	711	25.95	54.68	1:24.61
8.	Angelo Giani Contini	17	Newcastle	1:54.95	698	25.95	28.73	29.93
9.	Jack Jenkinson	17	Skipton	1:55.78	683	25.82	54.40	1:23.93
10.	James McClure	17	Co Birm'ham	1:55.89	681	25.82	28.58	29.53
11.	Balint Ashton	17	Co Liverpool	1:56.38	673	26.27	55.11	1:24.64
12.	Jake Hutchinson	17	Co Leicester	1:56.51	670	26.27	28.84	29.53
13.	Cameron Wrapson	17	Co Birm'ham	1:56.87	664	26.97	55.82	1:25.26
14.	Scott Fleming	17	Eastkilbride	1:56.92	663	26.97	28.85	29.44
15.	Bryan Dinev	17	Bromley	1:56.93	663	26.17	55.21	1:25.23
16.	Samuel Lander	17	Mt Kelly	1:56.95	663	26.17	29.04	30.02
17.	Davey Unwin	17	Co Manch Aq	1:57.67	651	26.42	55.66	1:25.47
18.	George Moore	17	Co Leicester	1:57.85	648	26.42	29.24	29.81
19.	Ethan Lee	17	Co Cardiff	1:57.90	647	26.54	55.56	1:25.86
20.	Samuel Grimes	17	Wigan BEST	1:58.04	645	26.54	29.02	30.30
21.	Callum Cox	17	Mt Kelly	1:58.05	645	27.44	57.40	1:27.60
						27.44	29.96	30.20
						26.15	55.35	1:25.93
						26.15	29.20	30.58
						26.93	56.45	1:26.83
						26.93	29.52	30.38
						27.04	56.63	1:27.05
						27.04	29.59	30.42
						26.64	56.13	1:26.52
						26.64	29.49	30.39
						26.81	56.13	1:26.59
						26.81	29.32	30.46
						27.84	57.64	1:27.96
						27.84	29.80	30.32
						27.09	56.47	1:27.41
						27.09	29.38	30.94
						26.79	56.46	1:27.27
						26.79	29.67	30.81
						27.26	56.93	1:27.03
						27.26	29.67	30.10
						27.04	57.33	1:27.49
						27.04	30.29	30.16



Results Day Two

22.	Jacob Lee	17	Co Leicester	1:59.81	617	27.03	56.95	1:28.53
23.	Joseph Moment	17	KingstonHull	2:00.47	606	27.03	29.92	31.58
	George Snow	17	Millfield	DNC		27.25	57.57	1:29.26
						27.25	30.32	31.69

18 Yrs Age Group - Full Results

Place	Name	AaD	Club	Time	FINA Pt	50	100	150
1.	Tyler Melbourne-Smith	18	Co Liverpool	1:50.99	776	25.86	53.93	1:22.59
2.	R Rowbotham-Keating	18	Co Manch Aq	1:53.17	732	25.86	28.07	28.66
3.	Joshua O Brien	18	Co Cardiff	1:53.70	721	25.17	53.48	1:23.09
4.	Riccardo Lucarelli	18	Mt Kelly	1:53.75	721	25.17	28.31	29.61
5.	Reece Grady	18	Stockport Mo	1:53.94	717	26.41	54.73	1:23.93
6.	Alexander Harrand	18	Derby Excel	1:54.51	706	26.41	28.32	29.20
7.	James Cleaver	18	Beckenham	1:55.27	692	26.48	55.32	1:24.40
8.	Alexander Volkovoy	18	Co Salford	1:55.37	691	26.48	28.84	29.08
9.	Arun Oelkers	18	Mt Kelly	1:55.71	684	26.77	55.10	1:24.72
10.	Finlay Clubb	18	Aberdeen Dol	1:55.75	684	26.77	28.33	29.62
10.	Finn Drysdale	18	Royal Wolv	1:55.75	684	27.22	55.69	1:25.21
12.	Jake Gaunt	18	Soundwell	1:55.85	682	27.22	28.47	29.52
13.	Josh Denholm	18	Newcastle	1:56.00	679	25.91	55.41	1:25.59
14.	Max Geysen-Holley	18	Co Cardiff	1:56.31	674	25.91	29.50	30.18
14.	Brodie Gordon-Gibson	18	Warrender Ba	1:56.31	674	26.68	55.55	1:25.41
16.	Sean McCann	18	Co Leicester	1:56.38	673	26.68	28.87	29.86
17.	James Shevchenko	18	Royal Wolv	1:56.58	669	26.35	55.41	1:25.21
18.	Christian Duetoft	18	Guildford Ct	1:57.24	658	26.35	29.06	29.80
19.	Maxwell Adams	18	Team Bath AS	1:58.10	644	26.12	55.64	1:25.88
20.	Nathan Potter	18	Maidenhead	1:59.74	618	26.12	29.52	30.24
21.	Kaiden Welsby	18	Stockport Mo	2:00.94	599	26.53	55.88	1:25.50
						26.53	29.35	29.62
						26.39	55.86	1:25.98
						26.39	29.47	30.12
						27.01	56.23	1:26.30
						27.01	29.22	30.07
						26.62	55.76	1:26.04
						26.62	29.14	30.28
						26.56	55.50	1:25.55
						26.56	28.94	30.05
						27.34	56.56	1:26.56
						27.34	29.22	30.00
						27.25	57.03	1:27.17
						27.25	29.78	30.14
						26.96	56.57	1:27.11
						26.96	29.61	30.54
						26.37	55.88	1:26.75
						26.37	29.51	30.87
						26.93	56.45	1:28.05
						26.93	29.52	31.60
						26.90	57.62	1:29.09
						26.90	30.72	31.47

19 Yrs/Over Age Group - Full Results

Place	Name	AaD	Club	Time	FINA Pt	50	100	150
1.	Kieran Bird	24	Bath PC	1:49.47	808	25.07	52.35	1:20.43
2.	Freddie Ashley-Sparks	21	Plymouth Lea	1:50.94	777	25.07	27.28	28.08
3.	Ben Cope	22	Co Sheffield	1:51.02	775	25.92	53.75	1:22.43
4.	Josh Williams	21	Swansea Uni	1:51.19	771	25.92	27.83	28.68
5.	William Bell	21	Lboro Uni	1:51.32	769	25.88	54.01	1:23.01
6.	Alexander Painter	19	Millfield	1:51.48	765	25.88	28.13	29.00
7.	Michael Ripper	22	Lboro Uni	1:51.61	763	26.15	54.06	1:22.52
8.	Jordan Cooley	24	Leeds Uni	1:51.69	761	26.15	27.91	28.46
9.	Andrew Bertoli	19	UniOfStirl	1:52.40	747	26.06	54.03	1:22.51
10.	Finn Nicholl	21	Swansea Uni	1:52.68	741	26.06	27.97	28.48
11.	Cameron Travis	19	UoAPS	1:52.74	740	25.45	53.36	1:22.14
12.	Ben Harrison	23	Lboro Uni	1:52.98	735	25.45	27.91	28.78
						25.64	53.75	1:22.55
						25.64	28.11	28.80
						25.41	53.13	1:22.14
						25.41	27.72	29.01
						25.92	54.26	1:23.35
						25.92	28.34	29.09
						25.90	54.05	1:23.29
						25.90	28.15	29.24
						26.09	54.48	1:23.20
						26.09	28.39	28.72
						26.67	55.33	1:24.56

Funding Partner



Official Partners



Official Supplier



Endorsed Product



Host Venue





Results Day Two

13. Aryaan Din	20	Chelsea&West	1:53.31	729	26.67	28.66	29.23
					26.22	54.42	1:23.38
14. Tom Trueman	19	Derby Excel	1:53.52	725	26.22	28.20	28.96
					26.76	55.15	1:24.39
15. Arthur Logan	19	Edinburgh Un	1:54.33	710	26.76	28.39	29.24
					26.48	54.99	1:24.74
16. Matthew Woodhall	19	Co Sheffield	1:54.64	704	26.48	28.51	29.75
					26.88	55.91	1:25.40
17. Alexander Sargeant	21	Millfield	1:55.51	688	26.88	29.03	29.49
					26.76	55.39	1:25.36
Thomas Watkin	21	Millfield	DNC		26.76	28.63	29.97

EVENT 202 Women MC 200m Freestyle


Multi-Classification by British Para-Swimming Points

Place	Name	AaD	Club	Class	Time	BDPoints	50	100	150
1.	Megan Neave	20	Repton	14	2:26.37	603	32.61	1:09.39	1:48.52
							32.61	36.78	39.13
2.	Tylia Glynn	17	Stockport Mo	14	2:32.91	529	34.34	1:12.25	1:53.77
							34.34	37.91	41.52
3.	Chiara Fellone	16	Co Salford	14	2:33.39	524	34.43	1:13.05	1:53.57
							34.43	38.62	40.52
4.	Abigail Daly	18	Devonport	14	2:43.28	434	35.55	1:16.93	1:59.75
							35.55	41.38	42.82

EVENT 203 Men MC 200m Freestyle

Multi-Classification by British Para-Swimming Points

Place	Name	AaD	Club	Class	Time	BDPoints	50	100	150
1.	Dylan Broom	21	Torfaen D	14	2:02.80	766	27.70	58.68	1:30.68
							27.70	30.98	32.00
2.	Joseph Greaves	20	Nova Cent'n	14	2:07.41	686	28.97	1:01.47	1:34.46
							28.97	32.50	32.99
3.	Jack Milne	22	UoAPS	14	2:10.96	632	31.03	1:04.00	1:37.54
							31.03	32.97	33.54
4.	Owen Garsides	22	KingstonHull	14	2:11.34	626	29.80	1:02.93	1:37.34
							29.80	33.13	34.41
5.	Nathan McManus	16	Plymouth Lea	14	2:11.76	620	29.83	1:02.90	1:37.30
							29.83	33.07	34.40
6.	Rio Rogers	19	Basildon Ph	14	2:13.15	601	29.22	1:02.38	1:37.38
							29.22	33.16	35.00
7.	Matthew Scott	24	UoAPS	14	2:14.93	578	30.72	1:05.06	1:40.72
							30.72	34.34	35.66
	George Kelman-Johns	22	Gloucester	14	DNC				



Results Day Two

EVENT 204 Women 400m Freestyle


13/14 Yrs Age Group - Full Results

Place	Name	AaD	Club	Time	FINA Pt
1.	Zara Krawiec	14	East Lothian	4:29.89	672
	50m 30.39	100m 1:04.14	150m 1:39.04	200m 2:14.18	250m 2:48.25
	30.39	33.75	34.90	35.14	34.07
					300m 3:22.62
					34.37
					350m 3:56.05
					33.43
					400m 4:29.89
					33.84
2.	Elizabeth Warner	13	Co Leeds	4:30.06	670
	50m 31.24	100m 1:04.35	150m 1:38.08	200m 2:11.83	250m 2:46.27
	31.24	33.11	33.73	33.75	34.44
					300m 3:21.39
					35.12
					350m 3:56.21
					34.82
					400m 4:30.06
					33.85
3.	Darcey Smith	13	Portsmouth N	4:33.42	646
	50m 30.55	100m 1:04.77	150m 1:39.44	200m 2:14.29	250m 2:49.24
	30.55	34.22	34.67	34.85	34.95
					300m 3:24.57
					35.33
					350m 3:59.49
					34.92
					400m 4:33.42
					33.93
4.	Millie Threlfall	14	Co Leeds	4:33.54	645
	50m 30.89	100m 1:05.14	150m 1:39.56	200m 2:14.31	250m 2:49.36
	30.89	34.25	34.42	34.75	35.05
					300m 3:24.37
					35.01
					350m 3:59.38
					35.01
					400m 4:33.54
					34.16
4.	Alice Forrest	14	N & D PP SC	4:33.54	645
	50m 30.65	100m 1:04.41	150m 1:38.78	200m 2:13.58	250m 2:48.68
	30.65	33.76	34.37	34.80	35.10
					300m 3:24.10
					35.42
					350m 3:59.11
					35.01
					400m 4:33.54
					34.43
6.	Elysia Stephens	14	Co Birm'ham	4:34.73	637
	50m 30.41	100m 1:04.11	150m 1:38.75	200m 2:13.51	250m 2:48.76
	30.41	33.70	34.64	34.76	35.25
					300m 3:24.41
					35.65
					350m 4:00.41
					36.00
					400m 4:34.73
					34.32
7.	Abbie Roscoe	14	Wirral Metro	4:35.04	634
	50m 29.98	100m 1:03.70	150m 1:39.17	200m 2:14.43	250m 2:49.46
	29.98	33.72	35.47	35.26	35.03
					300m 3:25.47
					36.01
					350m 4:00.63
					35.16
					400m 4:35.04
					34.41
8.	Evie Clare	14	Stockport Mo	4:37.09	620
	50m 31.91	100m 1:06.42	150m 1:41.51	200m 2:16.75	250m 2:51.90
	31.91	34.51	35.09	35.24	35.15
					300m 3:27.16
					35.26
					350m 4:02.79
					35.63
					400m 4:37.09
					34.30
9.	Amalie Smith	14	Tonbridge	4:37.62	617
	50m 31.17	100m 1:05.60	150m 1:40.94	200m 2:16.34	250m 2:51.85
	31.17	34.43	35.34	35.40	35.51
					300m 3:27.90
					36.05
					350m 4:03.41
					35.51
					400m 4:37.62
					34.21
10.	Adea Sollaku	14	Derby Excel	4:37.94	615
	50m 31.84	100m 1:06.59	150m 1:41.28	200m 2:16.83	250m 2:52.38
	31.84	34.75	34.69	35.55	35.55
					300m 3:28.33
					35.95
					350m 4:03.62
					35.29
					400m 4:37.94
					34.32
11.	Elizabeth Land	14	Newcastle	4:38.17	613
	50m 30.18	100m 1:04.60	150m 1:39.01	200m 2:14.21	250m 2:49.38
	30.18	34.42	34.41	35.20	35.17
					300m 3:25.62
					36.24
					350m 4:02.54
					36.92
					400m 4:38.17
					35.63
12.	Lydia Cordle	13	Repton	4:38.81	609
	50m 31.56	100m 1:06.38	150m 1:42.11	200m 2:18.46	250m 2:54.62
	31.56	34.82	35.73	36.35	36.16
					300m 3:30.95
					36.33
					350m 4:06.67
					35.72
					400m 4:38.81
					32.14
13.	Jasmine Hall	13	Basildon Ph	4:38.91	608
	50m 31.54	100m 1:06.18	150m 1:41.56	200m 2:17.21	250m 2:53.26
	31.54	34.64	35.38	35.65	36.05
					300m 3:29.11
					35.85
					350m 4:04.71
					35.60
					400m 4:38.91
					34.20
14.	Grace Robinson	14	St Felix Sch	4:39.67	603
	50m 31.21	100m 1:05.73	150m 1:41.34	200m 2:17.39	250m 2:53.80
	31.21	34.52	35.61	36.05	36.41
					300m 3:30.27
					36.47
					350m 4:06.63
					36.36
					400m 4:39.67
					33.04
15.	Chloe Barnard	14	Basildon Ph	4:40.48	598
	50m 31.83	100m 1:06.36	150m 1:41.80	200m 2:17.32	250m 2:53.30
	31.83	34.53	35.44	35.52	35.98
					300m 3:29.25
					35.95
					350m 4:05.50
					36.25
					400m 4:40.48
					34.98
16.	Willow Harrison	14	Co Sheffield	4:41.23	593
	50m 31.19	100m 1:06.19	150m 1:42.03	200m 2:18.38	250m 2:54.46
	31.19	35.00	35.84	36.35	36.08
					300m 3:30.40
					35.94
					350m 4:06.39
					35.99
					400m 4:41.23
					34.84
17.	Ever Ives	14	Hatfield	4:41.37	593
	50m 31.65	100m 1:05.86	150m 1:41.27	200m 2:16.99	250m 2:52.86
	31.65	34.21	35.41	35.72	35.87
					300m 3:29.51
					36.65
					350m 4:06.57
					37.06
					400m 4:41.37
					34.80
18.	Evie Handley	14	Exeter City	4:41.54	592
	50m 32.06	100m 1:06.61	150m 1:41.62	200m 2:17.65	250m 2:53.72
	32.06	34.55	35.01	36.03	36.07
					300m 3:30.14
					36.42
					350m 4:06.49
					36.35
					400m 4:41.54
					35.05
19.	Edie Price	14	Mt Kelly	4:41.65	591
	50m 31.17	100m 1:05.98	150m 1:41.74	200m 2:17.82	250m 2:54.04
	31.17	34.81	35.76	36.08	36.22
					300m 3:30.48
					36.44
					350m 4:06.56
					36.08
					400m 4:41.65
					35.09
20.	Annabel Cooke	14	Co Sheffield	4:42.55	585
	50m 30.62	100m 1:05.37	150m 1:40.90	200m 2:17.20	250m 2:53.41
	30.62	34.75	35.53	36.30	36.21
					300m 3:29.96
					36.55
					350m 4:06.46
					36.50
					400m 4:42.55
					36.09
21.	Lois Child	13	Harrogate	4:43.01	582
	50m 31.79	100m 1:06.96	150m 1:42.90	200m 2:19.03	250m 2:54.96
	31.79	35.17	35.94	36.13	35.93
					300m 3:31.56
					36.60
					350m 4:08.01
					36.45
					400m 4:43.01
					35.00
22.	Isla Ince	14	Millfield	4:44.31	574
	50m 31.47	100m 1:06.95	150m 1:43.04	200m 2:19.94	250m 2:56.15
	31.47	35.48	36.09	36.90	36.21
					300m 3:33.31
					37.16
					350m 4:08.78
					35.47
					400m 4:44.31
					35.53
23.	Abigail Smiley	14	RTW Monson	4:46.70	560
	50m 31.67	100m 1:07.08	150m 1:43.22	200m 2:20.00	250m 2:56.84
	31.67	35.41	36.14	36.78	36.84
					300m 3:34.34
					37.50
					350m 4:11.10
					36.76
					400m 4:46.70
					35.60
24.	Francesca Harrison	14	Co Leicester	4:46.81	559
	50m 31.50	100m 1:06.08	150m 1:41.95	200m 2:18.43	250m 2:55.49
	31.50	34.58	35.87	36.48	37

Results Day Two

15 Yrs Age Group - Full Results

Place	Name	AaD	Club	Time	FINA Pt
1.	Ava Cook	15	Co Sheffield	4:28.57	681
	50m 30.82	100m 1:04.57	150m 1:38.87	200m 2:13.42	250m 2:47.93
	30.82	33.75	34.30	34.55	34.51
					300m 3:22.07
					34.14
					350m 3:55.97
					33.90
					400m 4:28.57
					32.60
2.	Emma Price	15	N & D PP SC	4:28.98	678
	50m 29.98	100m 1:03.06	150m 1:36.67	200m 2:11.01	250m 2:45.30
	29.98	33.08	33.61	34.34	34.29
					300m 3:20.01
					34.71
					350m 3:55.03
					35.02
					400m 4:28.98
					33.95
3.	Katie Lee	15	Co Salford	4:29.28	676
	50m 30.38	100m 1:03.53	150m 1:37.55	200m 2:11.81	250m 2:46.39
	30.38	33.15	34.02	34.26	34.58
					300m 3:20.95
					34.56
					350m 3:55.49
					34.54
					400m 4:29.28
					33.79
4.	Hazel-Anne Carter	15	Wycombe Dist	4:30.19	669
	50m 30.60	100m 1:04.23	150m 1:38.31	200m 2:12.29	250m 2:46.61
	30.60	33.63	34.08	33.98	34.32
					300m 3:21.30
					34.69
					350m 3:55.97
					34.67
					400m 4:30.19
					34.22
5.	Kerry Hennie	15	Warrington W	4:30.41	668
	50m 29.90	100m 1:02.88	150m 1:36.82	200m 2:11.70	250m 2:46.41
	29.90	32.98	33.94	34.88	34.71
					300m 3:21.60
					35.19
					350m 3:56.56
					34.96
					400m 4:30.41
					33.85
6.	Alice Young	15	Guildford Ct	4:32.05	656
	50m 30.49	100m 1:03.75	150m 1:37.38	200m 2:12.16	250m 2:46.83
	30.49	33.26	33.63	34.78	34.67
					300m 3:22.23
					35.40
					350m 3:57.55
					35.32
					400m 4:32.05
					34.50
7.	Alice Volkovaya	15	Co Salford	4:33.23	647
	50m 30.76	100m 1:04.66	150m 1:39.54	200m 2:14.88	250m 2:49.94
	30.76	33.90	34.88	35.34	35.06
					300m 3:24.76
					34.82
					350m 3:59.35
					34.59
					400m 4:33.23
					33.88
8.	Phoebe Arbuckle	15	Warrender Ba	4:33.36	646
	50m 31.09	100m 1:04.79	150m 1:39.43	200m 2:14.33	250m 2:49.15
	31.09	33.70	34.64	34.90	34.82
					300m 3:24.17
					35.02
					350m 3:59.10
					34.93
					400m 4:33.36
					34.26
9.	Annie McLeod	15	Putteridge	4:33.51	645
	50m 30.14	100m 1:03.44	150m 1:37.89	200m 2:13.00	250m 2:48.36
	30.14	33.30	34.45	35.11	35.36
					300m 3:24.30
					35.94
					350m 3:59.66
					35.36
					400m 4:33.51
					33.85
10.	Annabelle Compton	15	Wycombe Dist	4:33.63	644
	50m 30.61	100m 1:04.32	150m 1:38.93	200m 2:14.37	250m 2:49.91
	30.61	33.71	34.61	35.44	35.54
					300m 3:25.54
					35.63
					350m 4:00.30
					34.76
					400m 4:33.63
					33.33
11.	Rebecca Coogan	15	Romford Town	4:34.06	641
	50m 30.64	100m 1:04.03	150m 1:38.37	200m 2:13.23	250m 2:48.51
	30.64	33.39	34.34	34.86	35.28
					300m 3:23.83
					35.32
					350m 3:59.21
					35.38
					400m 4:34.06
					34.85
12.	Isla Roberts	15	Hackney	4:34.28	640
	50m 30.68	100m 1:04.15	150m 1:39.13	200m 2:14.12	250m 2:49.49
	30.68	33.47	34.98	34.99	35.37
					300m 3:24.96
					35.47
					350m 4:00.45
					35.49
					400m 4:34.28
					33.83
13.	Jemima Sawle	15	Portsmouth N	4:35.04	634
	50m 31.26	100m 1:05.31	150m 1:40.06	200m 2:15.12	250m 2:50.52
	31.26	34.05	34.75	35.06	35.40
					300m 3:25.65
					35.13
					350m 4:00.94
					35.29
					400m 4:35.04
					34.10
14.	Lauren Lilley	15	Co Leeds	4:35.45	632
	50m 31.66	100m 1:05.87	150m 1:41.27	200m 2:16.63	250m 2:51.80
	31.66	34.21	35.40	35.36	35.17
					300m 3:27.33
					35.53
					350m 4:02.25
					34.92
					400m 4:35.45
					33.20
15.	Katherine Noble	15	Newcastle	4:36.25	626
	50m 31.35	100m 1:05.38	150m 1:40.27	200m 2:15.69	250m 2:50.95
	31.35	34.03	34.89	35.42	35.26
					300m 3:26.72
					35.77
					350m 4:02.73
					36.01
					400m 4:36.25
					33.52
16.	Amy Hempenstall	15	Elmbridge	4:36.74	623
	50m 30.49	100m 1:03.75	150m 1:38.99	200m 2:14.46	250m 2:50.47
	30.49	33.26	35.24	35.47	36.01
					300m 3:26.37
					35.90
					350m 4:02.27
					35.90
					400m 4:36.74
					34.47
17.	Phoebe Chadwick	15	Teddington	4:38.40	612
	50m 30.84	100m 1:05.31	150m 1:40.19	200m 2:15.27	250m 2:50.74
	30.84	34.47	34.88	35.08	35.47
					300m 3:27.06
					36.32
					350m 4:03.69
					36.63
					400m 4:38.40
					34.71
18.	Constanze Naranjo	15	Barnet Copt	4:39.40	605
	50m 30.24	100m 1:03.84	150m 1:38.74	200m 2:14.92	250m 2:50.86
	30.24	33.60	34.90	36.18	35.94
					300m 3:27.51
					36.65
					350m 4:03.95
					36.44
					400m 4:39.40
					35.45
19.	Lucy Matthews	15	Co Coventry	4:39.47	605
	50m 31.08	100m 1:05.32	150m 1:40.51	200m 2:16.22	250m 2:52.25
	31.08	34.24	35.19	35.71	36.03
					300m 3:28.28
					36.08
					350m 4:04.34
					36.06
					400m 4:39.47
					35.13
20.	Alyssa Lo	15	Co Leicester	4:41.41	592
	50m 31.25	100m 1:06.82	150m 1:42.26	200m 2:19.07	250m 2:54.55
	31.25	35.57	35.44	36.81	35.48
					300m 3:30.41
					35.86
					350m 4:06.10
					35.69
					400m 4:41.41
					35.31
21.	Eva Lawson	15	Millfield	4:42.58	585
	50m 31.37	100m 1:06.19	150m 1:41.84	200m 2:17.94	250m 2:54.63
	31.37	34.82	35.65	36.10	36.69
					300m 3:30.87
					36.24
					350m 4:07.65
					36.78
					400m 4:42.58
					34.93
22.	Maisie Brown	15	Rushmoor Ryl	4:42.74	584
	50m 32.26	100m 1:08.15	150m 1:44.40	200m 2:20.67	250m 2:56.75
	32.26	35.89	36.25	36.27	36.08
					300m 3:33.21
					36.46
					350m 4:08.70
					35.49
					400m 4:42.74
					34.04
23.	Tiffany Latham	15	Royal Wolv	4:43.18	581
	50m 31.09	100m 1:05.50	150m 1:41.21	200m 2:17.26	250m 2:53.71
	31.09	34.41	35.71	36.05	36.45
					300m 3:30.19
					36.48
					350m 4:07.47
					37.28
					400m 4:43.18
					35.71
24.	Eve Doherty	15	Co Sheffield	4:43.27	581
	50m 31.41	100m 1:06.45	150m 1:41.47	200m 2:17.79	250m 2:53.74
	31.41	35.04	35.02	36.32	35.95
					300m 3:30.89
					37.15



Results Day Two

16 Yrs Age Group - Full Results

Place	Name	AaD	Club	Time	FINA Pt
1.	Molly Baker	16	Co Sheffield	4:25.98	702
	50m 31.01	100m 1:04.31	150m 1:37.77	200m 2:11.25	250m 2:44.95
	31.01	33.30	33.46	34.48	33.70
					300m 3:18.99
					350m 3:52.99
					400m 4:25.98
					32.99
2.	Cait Cotter	16	Chelmsford	4:27.08	693
	50m 30.24	100m 1:03.31	150m 1:37.00	200m 2:11.17	250m 2:45.42
	30.24	33.07	33.69	34.17	34.25
					300m 3:19.88
					350m 3:53.98
					400m 4:27.08
					33.10
3.	Jessica Smelt	16	Bo Kirklees	4:27.86	687
	50m 31.37	100m 1:04.81	150m 1:38.65	200m 2:12.65	250m 2:46.62
	31.37	33.44	33.84	34.00	33.97
					300m 3:21.43
					350m 3:54.96
					400m 4:27.86
					32.90
4.	Emilia John	16	Co Cardiff	4:28.36	683
	50m 29.58	100m 1:01.98	150m 1:35.65	200m 2:09.71	250m 2:44.12
	29.58	32.40	33.67	34.06	34.41
					300m 3:18.97
					350m 3:54.00
					400m 4:28.36
					34.36
5.	Lucy Parsons	16	Co Liverpool	4:28.85	679
	50m 30.70	100m 1:04.12	150m 1:38.09	200m 2:12.17	250m 2:46.64
	30.70	33.42	33.97	34.08	34.47
					300m 3:21.12
					350m 3:55.72
					400m 4:28.85
					33.13
6.	Lillie Grover	16	Royal Wolv	4:29.75	673
	50m 29.92	100m 1:02.50	150m 1:36.57	200m 2:11.40	250m 2:46.17
	29.92	32.58	34.07	34.83	34.77
					300m 3:21.35
					350m 3:56.09
					400m 4:29.75
					33.66
7.	Isla Jones	16	Co Sheffield	4:29.91	671
	50m 30.39	100m 1:03.40	150m 1:37.37	200m 2:12.22	250m 2:46.87
	30.39	33.01	33.97	34.85	34.65
					300m 3:21.13
					350m 3:55.97
					400m 4:29.91
					33.94
8.	Maisie Dickinson	16	Wycombe Dist	4:30.44	667
	50m 31.13	100m 1:05.22	150m 1:39.61	200m 2:14.23	250m 2:47.95
	31.13	34.09	34.39	34.62	33.72
					300m 3:22.59
					350m 3:56.89
					400m 4:30.44
					33.55
8.	Evangeline Stacey	16	Co Leeds	4:30.44	667
	50m 30.85	100m 1:04.02	150m 1:38.34	200m 2:12.66	250m 2:47.27
	30.85	33.17	34.32	34.32	34.61
					300m 3:22.16
					350m 3:57.10
					400m 4:30.44
					33.34
10.	Izzy Blackhurst	16	TauntonDeane	4:32.23	654
	50m 30.71	100m 1:03.69	150m 1:37.71	200m 2:11.96	250m 2:47.10
	30.71	32.98	34.02	34.25	35.14
					300m 3:22.13
					350m 3:57.59
					400m 4:32.23
					34.64
11.	Suzie McNair	16	StirlingSwim	4:32.55	652
	50m 31.40	100m 1:05.69	150m 1:40.55	200m 2:15.58	250m 2:49.85
	31.40	34.29	34.86	35.03	34.27
					300m 3:24.77
					350m 3:58.95
					400m 4:32.55
					33.60
12.	Sedona Reed	16	Co Leeds	4:33.06	648
	50m 31.29	100m 1:05.37	150m 1:40.10	200m 2:14.81	250m 2:49.61
	31.29	34.08	34.73	34.71	34.80
					300m 3:24.62
					350m 3:59.26
					400m 4:33.06
					33.80
13.	Madison Rens	16	Co Liverpool	4:33.25	647
	50m 30.28	100m 1:03.80	150m 1:38.98	200m 2:13.74	250m 2:48.60
	30.28	33.52	35.18	34.76	34.86
					300m 3:23.79
					350m 3:59.22
					400m 4:33.25
					34.03
14.	Madison Emmet	16	Guildford Ct	4:33.47	645
	50m 30.65	100m 1:04.35	150m 1:38.75	200m 2:13.55	250m 2:48.28
	30.65	33.70	34.40	34.80	34.73
					300m 3:23.79
					350m 3:59.06
					400m 4:33.47
					34.41
15.	Katherine Renfrew	16	Perth City	4:34.30	640
	50m 31.16	100m 1:04.68	150m 1:39.53	200m 2:14.64	250m 2:49.51
	31.16	33.52	34.85	35.11	34.87
					300m 3:24.70
					350m 4:00.00
					400m 4:34.30
					34.30
16.	Elinor Chadwick	16	Barnet Copt	4:34.90	635
	50m 31.64	100m 1:06.16	150m 1:41.55	200m 2:17.22	250m 2:52.19
	31.64	34.52	35.39	35.67	34.97
					300m 3:27.47
					350m 4:02.22
					400m 4:34.90
					32.68
17.	Sophie Benn	16	Mt Kelly	4:35.14	634
	50m 30.48	100m 1:04.05	150m 1:39.04	200m 2:14.20	250m 2:49.66
	30.48	33.57	34.99	35.16	35.46
					300m 3:25.12
					350m 4:00.75
					400m 4:35.14
					34.39
18.	Jessica Cater	16	Nova Cent'n	4:37.93	615
	50m 30.78	100m 1:05.22	150m 1:40.04	200m 2:15.66	250m 2:50.85
	30.78	34.44	34.82	35.62	35.19
					300m 3:26.69
					350m 4:02.34
					400m 4:37.93
					35.59
19.	Lucia Lopez	16	Co Milton K	4:38.03	614
	50m 30.95	100m 1:05.48	150m 1:40.89	200m 2:16.55	250m 2:52.18
	30.95	34.53	35.41	35.66	35.63
					300m 3:27.97
					350m 4:03.48
					400m 4:38.03
					34.55
20.	Charlotte Surrell	16	Chase	4:38.24	613
	50m 30.96	100m 1:04.40	150m 1:39.98	200m 2:15.94	250m 2:51.80
	30.96	33.44	35.58	35.96	35.86
					300m 3:27.75
					350m 4:03.14
					400m 4:38.24
					35.10
21.	Lilia Gilbert	16	Wycombe Dist	4:42.01	589
	50m 31.40	100m 1:06.03	150m 1:41.36	200m 2:16.67	250m 2:52.22
	31.40	34.63	35.33	35.31	35.55
					300m 3:28.76
					350m 4:05.59
					400m 4:42.01
					36.42
22.	Skye Austin-Burrows	16	Rushmoor Ryl	4:42.62	585
	50m 31.70	100m 1:06.33	150m 1:41.92	200m 2:18.54	250m 2:54.62
	31.70	34.63	35.59	36.62	36.08
					300m 3:30.98
					350m 4:07.33
					400m 4:42.62
					35.29
23.	Erin Tankard	16	Co Sheffield	4:44.43	574
	50m 30.71	100m 1:04.92	150m 1:40.69	200m 2:17.38	250m 2:54.14
	30.71	34.21	35.77	36.69	36.76
					300m 3:31.47
					350m 4:08.12
					400m 4:44.43
					36.31



Results Day Two

17 Yrs Age Group - Full Results


Place	Name	AaD	Club	Time	FINA Pt
1.	Lucy Fox	17	Wycombe Dist	4:19.93	752
	50m 29.84	100m 1:02.75	150m 1:35.90	200m 2:08.84	250m 2:42.06
	29.84	32.91	33.15	32.94	33.22
					300m 3:15.11
					33.05
					350m 3:47.84
					32.73
					400m 4:19.93
					32.09
2.	Eja Coe	17	Derby Excel	4:27.41	690
	50m 30.87	100m 1:03.97	150m 1:37.98	200m 2:12.26	250m 2:46.40
	30.87	33.10	34.01	34.28	34.14
					300m 3:20.52
					34.12
					350m 3:54.61
					34.09
					400m 4:27.41
					32.80
3.	Ruby Griffiths	17	Mt Kelly	4:27.73	688
	50m 30.62	100m 1:03.91	150m 1:37.72	200m 2:12.07	250m 2:46.05
	30.62	33.29	33.81	34.35	33.98
					300m 3:20.44
					34.39
					350m 3:54.38
					33.94
					400m 4:27.73
					33.35
4.	Tsala Bernholt	17	Barnet Copt	4:27.79	687
	50m 30.28	100m 1:03.36	150m 1:37.01	200m 2:11.07	250m 2:45.12
	30.28	33.08	33.65	34.06	34.05
					300m 3:19.75
					34.63
					350m 3:54.42
					34.67
					400m 4:27.79
					33.37
5.	Evangeline Belt	17	Plymouth Lea	4:29.10	677
	50m 30.47	100m 1:03.83	150m 1:38.26	200m 2:12.71	250m 2:47.02
	30.47	33.36	34.43	34.45	34.31
					300m 3:21.77
					34.75
					350m 3:56.01
					34.24
					400m 4:29.10
					33.09
6.	Jess Widdowson	17	Co Leeds	4:29.13	677
	50m 31.39	100m 1:04.83	150m 1:38.87	200m 2:13.05	250m 2:47.19
	31.39	33.44	34.04	34.18	34.14
					300m 3:21.73
					34.54
					350m 3:56.06
					34.33
					400m 4:29.13
					33.07
7.	Matilda Bogle	17	teamipswich	4:30.11	670
	50m 30.75	100m 1:04.49	150m 1:38.74	200m 2:13.18	250m 2:47.56
	30.75	33.74	34.25	34.44	34.38
					300m 3:22.19
					34.63
					350m 3:56.32
					34.13
					400m 4:30.11
					33.79
8.	Emily Johnson	17	Sevenside	4:30.26	669
	50m 30.68	100m 1:04.48	150m 1:38.52	200m 2:12.82	250m 2:47.30
	30.68	33.80	34.04	34.30	34.48
					300m 3:22.11
					34.81
					350m 3:56.75
					34.64
					400m 4:30.26
					33.51
9.	Sophie Busby	17	Royal Wolv	4:30.51	667
	50m 31.01	100m 1:04.71	150m 1:39.21	200m 2:13.71	250m 2:48.00
	31.01	33.70	34.50	34.50	34.29
					300m 3:22.96
					34.96
					350m 3:57.54
					34.58
					400m 4:30.51
					32.97
10.	Hannah Hodgkiss	17	Repton	4:31.70	658
	50m 30.29	100m 1:03.64	150m 1:38.31	200m 2:13.08	250m 2:48.52
	30.29	33.35	34.67	34.77	35.44
					300m 3:23.04
					34.52
					350m 3:58.24
					35.20
					400m 4:31.70
					33.46
11.	Kasia Titterton	17	Bromley	4:32.19	655
	50m 30.82	100m 1:04.18	150m 1:38.54	200m 2:13.46	250m 2:48.41
	30.82	33.36	34.36	34.92	34.95
					300m 3:23.53
					35.12
					350m 3:58.57
					35.04
					400m 4:32.19
					33.62
12.	Morgan Brand	17	Rugby	4:32.22	654
	50m 31.20	100m 1:05.51	150m 1:40.33	200m 2:15.25	250m 2:49.68
	31.20	34.31	34.82	34.92	34.43
					300m 3:23.71
					34.03
					350m 3:58.10
					34.39
					400m 4:32.22
					34.12
13.	Annabel Pilgrim	17	Guildford Ct	4:32.62	652
	50m 31.38	100m 1:05.20	150m 1:39.48	200m 2:14.36	250m 2:48.49
	31.38	33.82	34.28	34.88	34.13
					300m 3:23.62
					35.13
					350m 3:58.80
					35.18
					400m 4:32.62
					33.82
14.	Ella Blocksidge	17	Co Salford	4:33.75	643
	50m 31.24	100m 1:05.32	150m 1:39.90	200m 2:14.82	250m 2:49.81
	31.24	34.08	34.58	34.92	34.99
					300m 3:24.78
					34.97
					350m 3:59.62
					34.84
					400m 4:33.75
					34.13
15.	Rosie Richards	17	Rushmoor Ryl	4:33.89	643
	50m 31.06	100m 1:05.29	150m 1:39.41	200m 2:14.79	250m 2:49.44
	31.06	34.23	34.12	35.38	34.65
					300m 3:24.82
					35.38
					350m 3:59.86
					35.04
					400m 4:33.89
					34.03
16.	Louise Bressler	17	Guildford Ct	4:34.14	641
	50m 30.68	100m 1:05.23	150m 1:40.00	200m 2:15.02	250m 2:49.48
	30.68	34.55	34.77	35.02	34.46
					300m 3:24.58
					35.10
					350m 3:59.52
					34.94
					400m 4:34.14
					34.62
17.	Abby Mitchell	17	Co Leicester	4:34.47	638
	50m 30.37	100m 1:04.09	150m 1:39.50	200m 2:14.91	250m 2:49.72
	30.37	33.72	35.41	35.41	34.81
					300m 3:24.41
					34.69
					350m 3:59.33
					34.92
					400m 4:34.47
					35.14
18.	Millie Patterson	17	Swansea Aq	4:34.58	638
	50m 30.44	100m 1:04.22	150m 1:38.81	200m 2:13.59	250m 2:48.99
	30.44	33.78	34.59	34.78	35.40
					300m 3:24.39
					35.40
					350m 3:59.98
					35.59
					400m 4:34.58
					34.60
19.	Eleanor Kay	17	Bolton Metro	4:35.18	634
	50m 29.86	100m 1:03.42	150m 1:38.31	200m 2:13.38	250m 2:49.16
	29.86	33.56	34.89	35.07	35.78
					300m 3:24.92
					35.76
					350m 4:00.55
					35.63
					400m 4:35.18
					34.63
20.	Mia Burslem	17	Co Liverpool	4:36.73	623
	50m 31.31	100m 1:06.28	150m 1:41.80	200m 2:18.03	250m 2:52.99
	31.31	34.97	35.52	36.23	34.96
					300m 3:28.57
					35.58
					350m 4:03.57
					35.00
					400m 4:36.73
					33.16
21.	Mariia Mishchenko	17	UoAPS	4:37.68	617
	50m 31.34	100m 1:05.22	150m 1:40.35	200m 2:15.73	250m 2:51.29
	31.34	33.88	35.13	35.38	35.56
					300m 3:27.36
					36.07
					350m -
					-
					400m 4:37.68
					1:10.32
22.	Zara Beaumont	17	Worcester	4:38.90	608
	50m 31.29	100m 1:05.14	150m 1:40.37	200m 2:16.15	250m 2:52.23
	31.29	33.85	35.23	35.78	36.08
					300m 3:28.47
					36.24
					350m 4:04.48
					36.01
					400m 4:38.90
					34.42
23.	Alexa Mann	17	Chelmsford	4:42.33	587
	50m 30.73	100m 1:05.09	150m 1:40.88	200m 2:17.39	250m 2:54.24
	30.73	34.36	35.79	36.51	36.85
					300m 3:31.29
					37.05
					350m 4:07.65
					36.36
					400m 4:42.33
					34.68

Funding Partner



Official Partners





Results Day Two

18 Yrs/Over Age Group - Full Results

Place	Name	AaD	Club	Time	FINA Pt
1.	Shannon Stott	23	Hatfield	4:19.26	758
	50m 29.96	100m 1:03.03	150m 1:36.10	200m 2:09.36	250m 2:42.15
	29.96	33.07	33.07	33.26	32.79
					300m 3:14.90
					32.75
					350m 3:47.41
					32.51
					400m 4:19.26
					31.85
2.	Fleur Lewis	20	Lboro Uni	4:20.36	748
	50m 30.22	100m 1:02.83	150m 1:35.83	200m 2:08.95	250m 2:41.98
	30.22	32.61	33.00	33.12	33.03
					300m 3:14.93
					32.95
					350m 3:48.06
					33.13
					400m 4:20.36
					32.30
3.	Jemima Hall	22	Bath Univ	4:21.44	739
	50m 30.37	100m 1:03.07	150m 1:36.43	200m 2:09.65	250m 2:42.80
	30.37	32.70	33.36	33.22	33.15
					300m 3:15.91
					33.11
					350m 3:49.08
					33.17
					400m 4:21.44
					32.36
3.	Jessica Podger	22	Lboro Uni	4:21.44	739
	50m 30.38	100m 1:03.00	150m 1:35.85	200m 2:09.38	250m 2:42.31
	30.38	32.62	32.85	33.53	32.93
					300m 3:15.53
					33.22
					350m 3:48.96
					33.43
					400m 4:21.44
					32.48
5.	Beatrice Varley	20	Plymouth Lea	4:21.45	739
	50m 30.32	100m 1:03.77	150m 1:37.29	200m 2:10.45	250m 2:43.13
	30.32	33.45	33.52	33.16	32.68
					300m 3:16.01
					32.88
					350m 3:49.23
					33.22
					400m 4:21.45
					32.22
6.	Mia Slevin	20	Lboro Uni	4:21.79	736
	50m 30.42	100m 1:03.79	150m 1:37.16	200m 2:10.42	250m 2:43.70
	30.42	33.37	33.37	33.26	33.28
					300m 3:16.77
					33.07
					350m 3:49.79
					33.02
					400m 4:21.79
					32.00
6.	Michaela Glenister	21	UniOfStirl	4:21.79	736
	50m 30.34	100m 1:03.44	150m 1:36.57	200m 2:10.13	250m 2:43.14
	30.34	33.10	33.13	33.56	33.01
					300m 3:16.69
					33.55
					350m 3:49.88
					33.19
8.	Henrietta Dammassa	18	Repton	4:23.84	719
	50m 30.69	100m 1:03.63	150m 1:37.44	200m 2:11.10	250m 2:44.32
	30.69	32.94	33.81	33.66	33.22
					300m 3:18.05
					33.73
					350m 3:51.47
					33.42
					400m 4:23.84
					32.37
9.	Anya Preece	20	Nova Cent'n	4:24.82	711
	50m 30.22	100m 1:03.03	150m 1:36.05	200m 2:09.88	250m 2:43.31
	30.22	32.81	33.02	33.83	33.43
					300m 3:17.41
					34.10
					350m 3:51.33
					33.92
					400m 4:24.82
					33.49
10.	Isabelle Jopson	20	Lboro Uni	4:25.35	707
	50m 30.63	100m 1:03.65	150m 1:36.90	200m 2:10.48	250m 2:44.09
	30.63	33.02	33.25	33.58	33.61
					300m 3:18.05
					33.96
					350m 3:52.18
					34.13
					400m 4:25.35
					33.17
11.	Laura Hodgson	18	Newcastle	4:25.64	704
	50m 31.04	100m 1:04.55	150m 1:37.96	200m 2:11.98	250m 2:45.57
	31.04	33.51	33.41	34.02	33.59
					300m 3:19.50
					33.93
					350m 3:52.96
					33.46
					400m 4:25.64
					32.68
12.	Phyllida Britton	26	Ealing	4:25.86	703
	50m 30.37	100m 1:03.70	150m 1:36.38	200m 2:10.22	250m 2:43.70
	30.37	33.33	32.68	33.84	33.48
					300m 3:17.86
					34.16
					350m 3:52.04
					34.18
					400m 4:25.86
					33.82
13.	Aimee Monks	18	Royal Wolv	4:27.47	690
	50m 30.20	100m 1:03.78	150m 1:37.86	200m 2:11.92	250m 2:45.91
	30.20	33.58	34.08	34.06	33.99
					300m 3:19.84
					33.93
					350m 3:54.05
					34.21
					400m 4:27.47
					33.42
14.	Scarlett Orchard	20	Lboro Uni	4:28.89	679
	50m 30.12	100m 1:02.50	150m 1:36.14	200m 2:09.53	250m 2:43.63
	30.12	32.38	33.64	33.39	34.10
					300m 3:18.33
					34.70
					350m 3:54.10
					35.77
					400m 4:28.89
					34.79
15.	Alicia Dingle	21	Lboro Uni	4:30.19	669
	50m 30.86	100m 1:03.86	150m 1:38.35	200m 2:12.56	250m 2:47.24
	30.86	33.00	34.49	34.21	34.68
					300m 3:21.52
					34.28
					350m 3:56.46
					34.94
					400m 4:30.19
					33.73
16.	Amelia Brian	18	Beckenham	4:31.64	659
	50m 30.49	100m 1:03.64	150m 1:37.75	200m 2:12.63	250m 2:47.68
	30.49	33.15	34.11	34.88	35.05
					300m 3:22.69
					35.01
					350m 3:57.52
					34.83
					400m 4:31.64
					34.12
17.	Nicole Ryan	25	Guildford Ct	4:33.12	648
	50m 29.92	100m 1:03.21	150m 1:37.68	200m 2:12.81	250m 2:48.03
	29.92	33.29	34.47	35.13	35.22
					300m 3:23.80
					35.77
					350m 3:59.09
					35.29
					400m 4:33.12
					34.03
18.	Natasha Simson	18	Warrender Ba	4:33.77	643
	50m 30.75	100m 1:04.30	150m 1:38.74	200m 2:13.00	250m 2:48.09
	30.75	33.55	34.44	34.26	35.09
					300m 3:23.15
					35.06
					350m 3:58.72
					35.57
					400m 4:33.77
					35.05
19.	Chloe Goodridge	18	Northampton	4:44.65	572
	50m 31.00	100m 1:05.44	150m 1:41.18	200m 2:17.06	250m 2:53.65
	31.00	34.44	35.74	35.88	36.59
					300m 3:30.51
					36.86
					350m 4:08.49
					37.98
					400m 4:44.65
					36.16



Results Day Two

EVENT 205 Men 100m Breaststroke

14/15 Yrs Age Group - Full Results

Place	Name	AaD	Club	Time	FINA Pt	50
1.	William Tonks	15	Boldmere	1:05.25	662	30.72
2.	Daniel Ransom	15	Co Leeds	1:05.51	654	30.72
3.	Joseph Ashley	15	Warrington W	1:05.81	645	30.79
4.	Roger Davis	15	Soundwell	1:06.39	628	31.67
5.	Saxon Minto	15	Chelmsford	1:07.14	608	31.67
6.	Aran Bissett	15	RTW Monson	1:08.15	581	31.25
7.	Finley Lowe	15	Co Birm'ham	1:08.22	579	31.25
7.	Edward Robinson	15	Chelsea&West	1:08.22	579	31.78
9.	Hugh Mason-Williams	15	Co Birm'ham	1:08.70	567	31.78
10.	Jeremiah Carnegie	14	Beckenham	1:08.76	566	31.42
11.	Lucas Carter	15	Swindon Dolp	1:08.95	561	31.42
12.	Max Stafford-Davies	15	Chelsea&West	1:09.00	560	32.15
13.	Gregor Ross	15	Co Glasgow	1:09.29	553	31.19
13.	Joshua Sackree	15	Co Peterboro	1:09.29	553	32.54
15.	Ryan Mills	15	Middlesboro	1:09.46	549	32.54
16.	Oliver Richmond	15	Nova Cent'n	1:09.87	539	32.54
17.	Matthew Dey	15	N & D PP SC	1:10.05	535	33.11
18.	Llewellyn Porter	15	Camden Swiss	1:10.20	531	32.59
19.	Henry Guppy	15	Millfield	1:10.29	529	33.29
20.	Marcus Haigh	15	Wycombe Dist	1:10.33	529	32.90
21.	Niklas Saukko-Paavola	15	Nova Cent'n	1:10.71	520	33.09
22.	Max Higgins	15	Millfield	1:11.62	500	33.09
23.	Frazer Dow	14	Perth City	1:11.93	494	33.01
24.	Dylan Mitchell	14	Warrender Ba	1:13.23	468	32.50

16 Yrs Age Group - Full Results

Place	Name	AaD	Club	Time	FINA Pt	50
1.	Connor Mitchell	16	Warrender Ba	1:06.28	632	30.82
2.	Rhys Dodd	16	Soundwell	1:06.33	630	30.82
3.	Jamie Steadman	16	Clevedon	1:07.02	611	30.99
4.	Edward Ormsby	16	Co Cambridge	1:07.35	602	30.99
5.	Ben Buckley	16	Co Norwich	1:07.40	601	31.38
6.	George Brooks	16	Co Leeds	1:07.58	596	31.38
7.	Finley Gilham	16	Bromley	1:07.59	595	31.74
8.	Blake Price	16	Bridlington	1:07.92	587	31.74
9.	Adam Bradley	16	Co Liverpool	1:08.10	582	31.74
10.	Daniel Beadle	16	Maxwell	1:08.19	580	31.08



Results Day Two

11.	Rojus Kringelis	16	Co Glasgow	1:08.29	577	30.88
						32.08
						32.08
12.	Lewis Hickman	16	Royal Wolv	1:08.35	576	32.03
						32.03
						32.03
13.	Frederick Beasley	16	Poole	1:08.54	571	31.80
						31.80
						31.80
14.	Jacob Barnett	16	N & D PP SC	1:08.66	568	32.31
						32.31
						32.31
15.	Thomas Williams	16	Guildford Ct	1:08.83	564	31.97
						31.97
						31.97
16.	Demi Alli	16	Sevenoaks	1:08.84	564	31.37
						31.37
						31.37
17.	Szymon Wyrozumski	16	TauntonDeane	1:09.00	560	32.41
						32.41
						32.41
18.	Lucas Bohm	16	Camden Swiss	1:09.16	556	31.64
						31.64
						31.64
19.	Rhydian Sheppard	16	Co Cardiff	1:09.20	555	32.47
						32.47
						32.47
20.	Logan Vandermeulen	16	StirlingSwim	1:09.69	543	33.28
						33.28
						33.28
21.	Cameron McQuade	16	Cosacss	1:09.83	540	32.86
						32.86
						32.86
22.	Xuanming Guo	16	Co Manch Aq	1:09.88	539	32.01
						32.01
						32.01
23.	Oliver Warner	16	Bromley	1:10.80	518	33.02
						33.02
						33.02
24.	Oliver Dodsworth	16	Newcastle	1:11.18	510	32.35
						32.35
						32.35

17 Yrs Age Group - Full Results

Place	Name	AaD	Club	Time	FINA Pt	50
1.	Alexander Corver	17	Whitgift SC	1:05.38	658	30.48
						30.48
						30.48
2.	Reagan Gallagher	17	TauntonDeane	1:06.57	623	31.11
						31.11
						31.11
3.	Freddie Carter	17	Swindon Dolp	1:06.63	622	30.55
						30.55
						30.55
4.	Carwyn Jones	17	Mt Kelly	1:07.02	611	31.24
						31.24
						31.24
5.	James Abulencia	17	Co Birm'ham	1:07.31	603	31.60
						31.60
						31.60
6.	Leon Taylor	17	Shiverers	1:07.52	597	31.51
						31.51
						31.51
7.	Jack Mitchell	17	UoAPS	1:07.57	596	31.46
						31.46
						31.46
8.	Kayden Sillah	17	AbingdonVale	1:07.61	595	31.37
						31.37
						31.37
9.	Joshua Scott	17	Bracknell	1:08.13	581	32.34
						32.34
						32.34
10.	Daniel Jackson	17	Bo Kirklees	1:08.15	581	31.48
						31.48
						31.48
11.	Jad El Ghaziri	17	Mt Kelly	1:08.51	572	30.72
						30.72
						30.72
12.	Callum Farrow	17	Black Lion	1:08.56	571	31.97
						31.97
						31.97
13.	Tristan Lee	17	Co Cardiff	1:08.58	570	32.26
						32.26
						32.26
14.	Sam Martin-Young	17	RTW Monson	1:08.65	568	31.33
						31.33
						31.33
15.	Albert Whitlock	17	Millfield	1:08.79	565	32.13
						32.13
						32.13
16.	Daniel Holliss	17	Co St Albans	1:08.80	565	31.27
						31.27
						31.27
17.	James Escolme	17	Carnforth	1:08.96	561	31.84
						31.84
						31.84
18.	Callum Nurse	17	Cleethorpes	1:09.00	560	32.17
						32.17
						32.17
19.	Michael Elsaify	17	Billingham	1:09.02	559	32.12
						32.12
						32.12
20.	Jack Renouf	17	Hoddesdon	1:09.20	555	31.48
						31.48
						31.48
21.	David Smyth	17	Glenrothes	1:10.16	532	32.06
						32.06
						32.06
22.	Ashton Hallows	17	Plymouth Lea	1:10.19	532	32.58
						32.58
						32.58



Results Day Two

18 Yrs Age Group - Full Results						32.58
Place	Name	AaD	Club	Time	FINA Pt	50
1.	Elliot Woodburn	18	Millfield	1:02.87	740	28.76
2.	Oliver Jones	18	Poole	1:03.90	705	29.63
3.	Olivier Vedrenne	18	Co Norwich	1:04.04	700	30.07
4.	Can Tugcetin	18	AbingdonVale	1:05.19	664	30.35
5.	Jacob Hamblen	18	Derby Excel	1:05.77	646	30.54
6.	Micah Van Blerk	18	Warrender Ba	1:06.01	639	30.96
7.	Tyler Tombs	18	Chelmsford	1:06.06	638	30.96
8.	William Godsell	18	Bishop Stort	1:06.11	636	30.30
9.	Christian Ryan	18	N & D PP SC	1:06.26	632	30.21
10.	Vadim Bosc	18	Mt Kelly	1:06.27	632	31.48
11.	Ley Ito	18	Hackney	1:07.35	602	31.43
12.	Jake Acton	18	Brighton	1:07.56	596	31.35
13.	William Dean	18	Maidenhead	1:07.58	596	31.64
14.	Jean-Luc Lovell-Pascal	18	Holywell	1:07.61	595	31.19
15.	Robson Miles	18	Co Glasgow	1:07.84	589	31.97
16.	Nathan Walford	18	Wycombe Dist	1:08.08	583	31.46
17.	Oliver Caddick	18	Chase	1:08.42	574	31.70
18.	Blayne Stanbrook	18	Co Bristol	1:08.47	573	31.31
19.	Luke Jones	18	Bromsgrove	1:08.58	570	31.46
20.	Benjamin Rogers	18	RichmondDale	1:08.75	566	31.91
21.	Henry Crust	18	Co Lincoln P	1:08.81	564	31.75
22.	Mark Milburn	18	Enfield Sq	1:08.99	560	32.64
23.	Matt Burrows	18	Sevenoaks	1:09.55	547	31.66
	Callum Woolfenden	18	Beckenham	DQ		32.63
						32.63
19 Yrs/Over Age Group - Full Results						50
Place	Name	AaD	Club	Time	FINA Pt	50
1.	Rory Dickson	21	UniOfStirl	1:02.46	755	29.83
2.	Pravin Mahendrakumar	20	Winchester	1:02.80	743	29.15
3.	Cameron Williams	19	Dartmoor DA	1:02.95	737	29.15
4.	Rhys Taylor	23	Lboro Uni	1:03.00	735	28.95
5.	George Smith	19	UniOfStirl	1:03.13	731	29.34
6.	Ryan Griffiths	20	Co Sheffield	1:03.19	729	30.06
7.	Kai Ho Yuen	21	Co Birm'ham	1:03.44	720	30.01
8.	William Ellington	20	UniOfStirl	1:03.49	719	30.06
9.	Matthew Rogers	23	Bromley	1:03.66	713	29.85
10.	Harvey Freeman	19	Lboro Uni	1:03.74	710	29.95
11.	Samuel Neeld	23	Birm'ham Uni	1:03.85	706	29.83
						29.51
						29.51



Results Day Two

12.	Rafe Dobson	19	UniOfStirl	1:03.89	705	30.24
13.	Benjamin Dinsdale	23	Winchester	1:04.00	702	30.24
14.	Alexander Casey	19	Lboro Uni	1:04.03	701	29.88
15.	Charlie-Joe Hallett	22	Plymouth Lea	1:04.06	700	29.88
16.	Luke Ibbeson	20	Lboro Uni	1:04.09	699	30.06
17.	Alex Meijer	21	UniOfStirl	1:04.15	697	30.06
18.	Yaron Gerber	25	Ealing	1:04.54	684	29.17
19.	Rohan Smith	19	Skipton	1:04.95	671	29.17
20.	Elijah Kendrick	19	Swansea Uni	1:05.98	640	30.13
21.	Kamell Nunes-Smith	19	Orion	1:06.58	623	30.13
	Lawrence Palmer	31	Putteridge	DNC		29.61
						30.05
						30.15
						30.15
						30.50
						30.50
						30.28
						30.28

EVENT 206 Women MC 400m Freestyle

Multi-Classification by British Para-Swimming Points

Place	Name	AaD	Club	Class	Time	BDPoints
1.	Lily Rice	19	Pemb's Cty	8	5:18.96	693
	50m 37.65	100m 1:17.41	150m 1:57.68	200m 2:38.32	250m 3:18.53	300m 3:58.80
	37.65	39.76	40.27	40.64	40.21	40.27
						350m 4:39.94
						400m 5:18.96
						39.02
1.	Charlotte Hyde	21	Enfield Sq	7	5:44.40	693
	50m 38.84	100m 1:20.59	150m 2:04.10	200m 2:48.15	250m 3:32.20	300m 4:16.52
	38.84	41.75	43.51	44.05	44.05	44.32
						350m 5:00.63
						400m 5:44.40
						43.77
3.	Eliza Humphrey	18	Northampton	11	5:41.24	642
	50m 38.79	100m 1:20.16	150m 2:01.87	200m 2:45.63	250m 3:28.67	300m 4:13.47
	38.79	41.37	41.71	43.76	43.04	44.80
						350m 4:58.49
						400m 5:41.24
						42.75
4.	Isabella Haynes	15	S Bourne'm'th	9	5:27.09	605
	50m 36.29	100m 1:16.33	150m 1:57.84	200m 2:39.89	250m 3:21.72	300m 4:03.85
	36.29	40.04	41.51	42.05	41.83	42.13
						350m 4:45.72
						400m 5:27.09
						41.37
5.	Abigail Wickens	16	Flitwick	8	5:34.97	599
	50m 39.15	100m 1:20.88	150m 2:03.14	200m 2:45.56	250m 3:28.28	300m 4:11.01
	39.15	41.73	42.26	42.42	42.72	42.73
						350m 4:53.61
						400m 5:34.97
						41.36
6.	Amber Haycock	16	Northampton	10	5:14.62	591
	50m 34.23	100m 1:11.98	150m 1:51.16	200m 2:32.00	250m 3:13.32	300m 3:54.57
	34.23	37.75	39.18	40.84	41.32	41.25
						350m -
						400m 5:14.62
						1:20.05
7.	Rebecca Lewis	20	RCT Squad	10	5:17.90	573
	50m 34.86	100m 1:13.55	150m 1:53.35	200m 2:33.89	250m 3:14.88	300m 3:56.00
	34.86	38.69	39.80	40.54	40.99	41.12
						350m 4:37.21
						400m 5:17.90
						40.69
8.	Astrid Carroll	14	Bo Kirklees	12	5:17.98	561
	50m 34.12	100m 1:12.82	150m 1:53.16	200m 2:33.79	250m 3:15.15	300m 3:56.23
	34.12	38.70	40.34	40.63	41.36	41.08
						350m 4:38.09
						400m 5:17.98
						39.89
9.	Meghan Willis	16	Torfaen D	10	5:24.38	539
	50m 35.59	100m 1:15.79	150m 1:56.94	200m 2:38.76	250m 3:20.28	300m 4:02.02
	35.59	40.20	41.15	41.82	41.52	41.74
						350m 4:43.60
						400m 5:24.38
						40.78
10.	Fern Sneddon	17	RTW Monson	6	6:14.45	538
	50m 40.56	100m -	150m 2:12.96	200m 3:00.75	250m -	300m -
	40.56	-	1:32.40	47.79	-	-
						350m -
						400m 6:14.45
						3:13.70



Results Day Two

EVENT 207 Men MC 400m Freestyle

Multi-Classification by British Para-Swimming Points

Place	Name	AaD	Club	Class	Time	BDPoints				
1.	Tomas Navarro-Barber	19	Portsmouth N	9	4:36.21	743				
	50m 29.43	100m 1:02.28	150m 1:37.23		200m 2:12.40	250m 2:48.00	300m 3:24.31	350m 4:00.60	400m 4:36.21	
	29.43	32.85	34.95		35.17	35.60	36.31	36.29	35.61	
2.	Luke Batty	18	Bolton Metro	9	4:39.59	717				
	50m 30.49	100m 1:05.37	150m 1:39.87		200m 2:15.64	250m 2:51.57	300m 3:27.66	350m 4:04.15	400m 4:39.59	
	30.49	34.88	34.50		35.77	35.93	36.09	36.49	35.44	
3.	Kieran Williams	19	Newquay	10	4:26.11	712				
	50m 28.52	100m 1:01.93	150m 1:35.95		200m 2:10.39	250m 2:44.43	300m 3:18.53	350m 3:53.21	400m 4:26.11	
	28.52	33.41	34.02		34.44	34.04	34.10	34.68	32.90	
4.	Roan Brennan	17	Basildon Ph	10	4:27.88	698				
	50m 29.18	100m 1:01.35	150m 1:35.48		200m 2:09.88	250m 2:44.41	300m 3:19.12	350m 3:54.19	400m 4:27.88	
	29.18	32.17	34.13		34.40	34.53	34.71	35.07	33.69	
5.	Bruce Dee	17	Northampton	6	5:37.07	666				
	50m 37.67	100m 1:20.50	150m 2:04.36		200m 2:47.18	250m 3:29.69	300m 4:13.52	350m 4:57.21	400m 5:37.07	
	37.67	42.83	43.86		42.82	42.51	43.83	43.69	39.86	
6.	Z Washington-Young	33	Co Manch Aq	6	5:41.90	638				
	50m 38.08	100m 1:19.14	150m 2:00.96		200m 2:43.96	250m 3:28.20	300m 4:12.79	350m 4:57.36	400m 5:41.90	
	38.08	41.06	41.82		43.00	44.24	44.59	44.57	44.54	
7.	Jamie Curtis	15	Co Bristol	8	5:09.27	630				
	50m 34.76	100m 1:13.35	150m 1:52.74		200m 2:32.39	250m 3:11.43	300m 3:51.17	350m 4:30.67	400m 5:09.27	
	34.76	38.59	39.39		39.65	39.04	39.74	39.50	38.60	
8.	Zack Sturgess	16	Bourmth Coll	10	4:39.08	617				
	50m 30.61	100m 1:05.22	150m 1:40.76		200m 2:16.42	250m 2:52.18	300m 3:28.16	350m 4:04.03	400m 4:39.08	
	30.61	34.61	35.54		35.66	35.76	35.98	35.87	35.05	
9.	Kai Gelsthorpe	17	Nova Cent'n	10	4:44.35	584				
	50m 30.32	100m 1:04.78	150m 1:41.09		200m 2:17.99	250m 2:54.90	300m 3:32.19	350m 4:09.62	400m 4:44.35	
	30.32	34.46	36.31		36.90	36.91	37.29	37.43	34.73	
10.	Lewis Jones	17	ArunTridents	9	5:01.33	572				
	50m 32.69	100m 1:09.06	150m 1:47.60		200m 2:26.45	250m 3:05.94	300m 3:45.38	350m 4:25.29	400m 5:01.33	
	32.69	36.37	38.54		38.85	39.49	39.44	39.91	36.04	
11.	Owen Say	22	Nova Cent'n	8	5:31.20	513				
	50m 32.47	100m 1:08.94	150m 1:48.89		200m 2:31.37	250m 3:15.08	300m 4:00.21	350m 4:45.97	400m 5:31.20	
	32.47	36.47	39.95		42.48	43.71	45.13	45.76	45.23	



Results Day Two

EVENT 208 Women 50m Breaststroke

15 Yrs Age Group - Full Results

Place	Name	AaD	Club	Time	FINA Pt
1.	Seren Tallantyre	15	N & D PP SC	33.52	667
2.	Gabrielle Idle-Beavers	15	Mt Kelly	33.54	666
3.	Amber Rigg	15	Cockermouth	33.83	649
4.	Amelie Spicer	15	Co Bristol	33.87	647
5.	Gabriella Hunt	15	Warrington W	34.04	637
6.	Gracie Parker	15	Basildon Ph	34.17	630
7.	Chloe Platt	15	Maidenhead	34.21	628
8.	Niamh Savory	15	Newcastle	34.28	624
9.	Mari Gibson	15	Co Cardiff	34.31	622
10.	Rose Harrison	15	Tiverton	34.36	620
11.	Ella Greatbatch	15	Bishop Stort	34.44	615
12.	Iris Court	15	Anaconda	34.53	610
13.	Alissa Boslem	15	Co Salford	34.72	600
14.	Ellie-Louise Kennedy	15	Co Glasgow	34.73	600
15.	Hazel-Anne Carter	15	Wycombe Dist	35.04	584
16.	Megan Mills	15	York City	35.12	580
17.	Maryse Magnee	15	Co Birm'ham	35.16	578
18.	Niamh Dunbar	15	Co Leicester	35.19	577
19.	Julianna Babbington	15	Plymouth Lea	35.20	576
20.	Carys Morgan	15	Wrexham	35.58	558
21.	Connie Rennard	15	Repton	35.65	555
22.	Maisie Brown	15	Rushmoor Ryl	35.66	554
23.	Philippa Hickman	15	Nova Cent'n	36.02	538
24.	Hollie Whaymand	15	Maxwell	36.25	528

16 Yrs Age Group - Full Results

Place	Name	AaD	Club	Time	FINA Pt
1.	Charlotte Hardy	16	Millfield	33.11	692
2.	Danielle Siong	16	Co Milton K	33.16	689
3.	Anna Finlay	16	N & D PP SC	33.56	665
4.	Teia Hendley	16	Leamington	33.63	661
5.	Ruby Stephenson	16	Co Milton K	33.66	659
6.	Lauren Kenna	16	4 Shires	33.97	641
7.	Isabelle Cameron	16	Co Peterboro	33.99	640
8.	Eilidh Robertson	16	Sth Ayrshire	34.17	630
9.	Lotta Schulze	16	Mt Kelly	34.19	629
9.	Anna Farr	16	Co Leicester	34.19	629
11.	Eva Harris Brown	16	Camden Swiss	34.35	620
12.	Lilly Davis	16	Co Peterboro	34.36	620
13.	Mia Lowe	16	Basildon Ph	34.45	615
14.	Ellie Kennington	16	Plymouth Lea	34.50	612
15.	Kenza Ajimi	16	Co Coventry	34.81	596
16.	Kirsty Neill	16	Bishop Stort	34.87	593
16.	Grace Earp	16	Worcester	34.87	593
18.	Mei Rogers	16	Warrender Ba	34.97	588
19.	Perrie Scobbie	16	StirlingSwim	34.98	587
20.	Amber Valletta	16	Royal Wolv	35.64	555
21.	Charlotte Cope	16	Guildotte Ct	35.70	552
22.	Saba Williams	16	Tilehurst	35.80	548
23.	Indigo Stone	16	Dulwich Dolp	35.96	540

17 Yrs Age Group - Full Results

Place	Name	AaD	Club	Time	FINA Pt
1.	Sophie King	17	Woking	32.83	710
2.	Anna Healey	17	Wigan BEST	33.28	682
3.	Aaliyah Richards	17	Sevenoaks	33.32	679
4.	Amelie Elliott	17	Leyland Barr	33.67	658
5.	Eleanor Hall	17	Millfield	33.82	650
6.	Jasmine D'Cunha	17	Mt Kelly	33.99	640
7.	Charlotte Bianchi	17	Co Sheffield	34.01	639
8.	Sholah Robinson	17	Co Sheffield	34.08	635
9.	Eloise Wade	17	Newbury	34.20	628
10.	Morgan Brand	17	Rugby	34.32	622
11.	Lucy Buckingham	17	Millfield	34.34	621
12.	Lucy Stoves	17	Dun City Aqu	34.39	618
13.	Chloe Bown	17	Mt Kelly	34.42	616
14.	Matilda Ransome	17	Co Cambridge	34.44	615
14.	Amy Macleod	17	Co Glasgow	34.44	615
16.	Eva Johnson	17	Winchester	34.61	606
17.	Phoebe Williams-Jones	17	Co Cardiff	34.88	592



Results Day Two

18. Daisy Mixer	17	Norwich Swan	34.92	590
19. Emma Allatt-File	17	Guildford Ct	35.35	569
20. Louise Bressler	17	Guildford Ct	35.50	562
21. Foteini Kalkani	17	Co Leicester	36.06	536

18 Yrs/Over Age Group - Full Results

Place	Name	AaD	Club	Time	FINA Pt
1.	Imogen Clark	24	Derby Excel	30.38	897
2.	Leah Schlosshan	18	Co Leeds	32.11	759
3.	Ashley Ransome	28	Hatfield	32.42	738
4.	Kameliya Stoimenova	20	Swansea Uni	32.50	732
5.	Cira Fletcher	25	Nova Cent'n	32.59	726
6.	Amelia Riggott	19	Mt Kelly	32.63	724
7.	Lucy Cannavan	19	Birm'ham Uni	32.76	715
8.	Emily Farr	19	Co Leicester	32.90	706
9.	Louise Jones	18	Royal Wolv	33.00	699
10.	Darcy Revitt	18	Guildford Ct	33.04	697
11.	Jessica Ayling	22	Romford Town	33.07	695
12.	Maia Hall	21	N & D PP SC	33.16	689
13.	Jana Spinner	24	Bath Univ	33.36	677
14.	Hannah Bowley	18	Repton	33.51	668
15.	Lauren Crawford	18	Hastings	33.63	661
16.	Constance Mortimer	18	Rushmoor Ryl	33.70	657
17.	Ellen Bagley	18	AbingdonVale	33.80	651
18.	Caitlin Hartley	19	Hatfield	33.87	647
19.	Hannah Woodcock	19	Pershore	33.88	646
20.	Katie Andrews	19	Norwich Swan	33.94	643
21.	Kirsten Powell	18	Millfield	34.33	621
22.	Cadi Jones	18	Swim Gwynedd	34.40	617
23.	Nula Gow	18	Garioch	34.43	616



Results Day Two

EVENT 209 Men 50m Backstroke

16 Yrs Age Group - Full Results

Place	Name	AaD	Club	Time	FINA Pt
1.	Toby Godsell	16	Bishop Stort	26.81	691
2.	Rio Daodu	16	KingstonHull	26.90	684
3.	Zeno Ubertalli	16	Chelsea&West	26.96	680
4.	Cameron Jamieson	16	Repton	27.20	662
5.	Fergus Thomson	16	Mt Kelly	27.30	655
6.	Alexandru Lazar	16	N & D PP SC	27.38	649
7.	Jamie Gray	16	Plymouth Lea	27.47	643
8.	Josef Adams	16	Chelsea&West	27.54	638
9.	Laurel Roberts-Burrell	16	NottmLeander	27.65	630
10.	Jacob Brown	16	Tadcaster	27.70	627
11.	Ewan Pedersen	16	Millfield	27.78	621
12.	Edward Bell	16	Seagulls SC	27.83	618
13.	Zachariah Dale	16	Newcastle St	27.92	612
14.	Sam Adams	16	Hackney	27.94	611
15.	William Viney	16	Co Birn'ham	28.09	601
16.	Finlay Pope	16	Stockport Mo	28.12	599
17.	Adam White	16	Millfield	28.33	586
18.	Logan Vandermeulen	16	StirlingSwim	28.35	584
19.	Jack Docherty-Simpson	16	Scotia	28.39	582
20.	Oliver Dennis	16	Plymouth Lea	28.69	564
21.	Adam Scott	16	Ren 96	28.70	563
22.	Marcus Richards	16	Maidstone SC	29.24	533
23.	Ashton Redhead	16	teamipswich	30.38	475
	Jake Franse	16	Worksop	DQ	

17 Yrs Age Group - Full Results

Place	Name	AaD	Club	Time	FINA Pt
1.	Finn Broekhoven	17	Plymouth Lea	26.27	735
2.	David Annis	17	Royal Wolv	26.45	720
3.	Conor Cherrington	17	Millfield	26.69	701
4.	Charlie Meek	17	Poole	26.79	693
5.	George Whittle	17	Derby Excel	26.96	680
6.	George Snow	17	Millfield	27.14	666
7.	Jake Hutchinson	17	Co Leicester	27.25	658
8.	Lucas Brown	17	Elgin	27.77	622
9.	Maximus Leigh	17	S Bournem'th	27.88	615
10.	Jacobus Enslin	17	Killerwhales	27.94	611
11.	Joshua Paton	17	Leamington	28.05	603
12.	Finlay John	17	Bridgend Cty	28.07	602
12.	Reece Blackett	17	Newcastle	28.07	602
14.	Mark Tompsett	17	Bolton Metro	28.23	592
15.	Jude Denning	17	Repton	28.31	587
16.	Zackary Studley	17	Poole	28.32	586
17.	Calum Peebles	17	East Lothian	28.35	584
17.	Thomas Maskell	17	N & D PP SC	28.35	584
19.	Luke Poulton	17	Wycombe Dist	28.44	579
20.	Flynn Smith	17	Southport	28.57	571
	Henry Gray	17	Chelsea&West	DNC	

18 Yrs Age Group - Full Results

Place	Name	AaD	Club	Time	FINA Pt
1.	Gabriel Knight	18	S Bournem'th	26.67	702
2.	Kieran Grant	18	Bev Barracud	26.72	698
3.	Sean Simmons	18	Bristol Hen	26.82	690
4.	Lewis Warner	18	NottmLeander	26.88	686
5.	Christian Duetoft	18	Guildford Ct	27.01	676
6.	Robert Burgess	18	Co Glasgow	27.22	660
7.	Rafae Shafi	18	Repton	27.29	655
8.	Oscar Barlow	18	Bath Univ	27.35	651
9.	Jack Hill	18	Linslade	27.43	645
10.	Gideon Hollinsky	18	Plymouth Lea	27.46	643
11.	Dominic Morgan	18	Leatherhead	27.49	641
12.	Jake Acton	18	Brighton	27.69	627
13.	Oliver Burns	18	Royal Wolv	27.84	617
14.	Andrew Brodie	18	Aberdeen Dol	27.96	609
15.	Matthew Tinkler	18	Wigan BEST	28.04	604
16.	Grier Vandermeulen	18	StirlingSwim	28.10	600
17.	Matthew Aldred	18	Watford SC	28.13	598
18.	Ewan Batey	18	Warrender Ba	28.19	594
19.	Luke Clegg	18	Bo Kirklees	28.32	586



Results Day Two

20. Oliver Pope	18	Thanet Swim	28.47	577
21. Daniel Fallon	18	Epsom Dist	28.71	563

19 Yrs/Over Age Group - Full Results

Place	Name	AaD	Club	Time	FINA Pt
1.	Jamie Robertson	23	UniOfStirl	25.50	803
2.	Robbie Hemmings	19	Poole	25.83	773
3.	Jamie Ferguson	20	UoAPS	25.94	763
4.	Zach Speakman	21	UniOfStirl	25.97	760
5.	Fritz Dietz	19	Dartmoor DA	26.23	738
6.	Samuel Greenbank	20	Co Sheffield	26.25	736
7.	Samuel Pease	24	UniOfStirl	26.31	731
7.	Harry Turner	24	Swansea Uni	26.31	731
9.	Toby Hill	19	Co Manch Aq	26.37	726
10.	Ellis Morgan	20	Hillingdon	26.40	724
11.	James Le Grice	20	Warwick Uni	26.41	723
12.	Nathan Wells	25	West Norfolk	26.55	712
13.	Harry Nicholson	19	Newcastle	26.60	708
14.	Archie Evans	19	Bath Univ	26.62	706
15.	Pietro Ubertalli	19	Chelsea&West	26.67	702
16.	William Ellis	20	N & D PP SC	26.75	696
16.	Lewis Maxwell	20	N & D PP SC	26.75	696
18.	Andrew Jones	19	Royal Wolv	26.82	690
19.	Shakil Giordani	21	Haringey	27.23	660
20.	Harry Robinson	19	Mt Kelly	27.26	657

EVENT 210 Men MC 150m IM

Multi-Classification by British Para-Swimming Points

Place	Name	AaD	Club	Class	Time	BDPoints	50	100
1.	Lyndon Longhorne	28	N & D PP SC	4	2:59.87	483	53.99	2:04.56
							53.99	1:10.57