

Swim England National Winter
Championships (25m) 2021


3-5 December | Ponds Forge, Sheffield

**EVENT 302 Men Open 400m IM****Senior Championship**

Place	Name	AaD	Club	Time	FINA Pt	250m	300m	350m	400m
1.	Charlie Hutchison	19	Loughboro Un	4:12.39	805	250m 2:37.87	300m 3:14.21	350m 3:44.02	400m 4:12.39
	50m 27.24	100m 58.91	150m 1:30.81	200m 2:02.35		250m 2:37.87	300m 3:14.21	350m 3:44.02	400m 4:12.39
	27.24	31.67	31.90	31.54	35.52	36.34	29.81	28.37	
2.	Jacob Greenow	22	Bath Univ	4:17.37	759	250m 2:38.09	300m 3:14.59	350m 3:46.82	400m 4:17.37
	50m 27.02	100m 57.93	150m 1:30.39	200m 2:01.96		250m 2:38.09	300m 3:14.59	350m 3:46.82	400m 4:17.37
	27.02	30.91	32.46	31.57	36.13	36.50	32.23	30.55	
3.	Ben Harrison	21	Loughboro Un	4:18.66	748	250m 2:42.14	300m 3:18.50	350m 3:49.28	400m 4:18.66
	50m 27.74	100m 59.55	150m 1:33.56	200m 2:06.59		250m 2:42.14	300m 3:18.50	350m 3:49.28	400m 4:18.66
	27.74	31.81	34.01	33.03	35.55	36.36	30.78	29.38	
4.	John Britton	26	Ealing	4:20.01	736	250m 2:43.00	300m 3:19.33	350m 3:50.33	400m 4:20.01
	50m 28.08	100m 59.32	150m 1:33.80	200m 2:07.12		250m 2:43.00	300m 3:19.33	350m 3:50.33	400m 4:20.01
	28.08	31.24	34.48	33.32	35.88	36.33	31.00	29.68	
5.	Max Murphy	21	Loughboro Un	4:20.19	734	250m 2:43.92	300m 3:21.87	350m 3:51.41	400m 4:20.19
	50m 27.96	100m 59.63	150m 1:33.46	200m 2:07.27		250m 2:43.92	300m 3:21.87	350m 3:51.41	400m 4:20.19
	27.96	31.67	33.83	33.81	36.65	37.95	29.54	28.78	
6.	William Ryley	23	Bath Univ	4:21.23	726	250m 2:41.68	300m 3:19.97	350m 3:51.19	400m 4:21.23
	50m 27.74	100m 59.79	150m 1:32.46	200m 2:04.91		250m 2:41.68	300m 3:19.97	350m 3:51.19	400m 4:21.23
	27.74	32.05	32.67	32.45	36.77	38.29	31.22	30.04	
7.	Oliver O'Halleron	21	Derwentside	4:21.50	723	250m 2:44.04	300m 3:22.32	350m 3:52.29	400m 4:21.50
	50m 27.47	100m 59.69	150m 1:33.32	200m 2:06.84		250m 2:44.04	300m 3:22.32	350m 3:52.29	400m 4:21.50
	27.47	32.22	33.63	33.52	37.20	38.28	29.97	29.21	
8.	George Smith	17	Ellesmere Co	4:22.43	716	250m 2:46.67	300m 3:23.80	350m 3:53.97	400m 4:22.43
	50m 28.39	100m 1:01.14	150m 1:35.86	200m 2:09.70		250m 2:46.67	300m 3:23.80	350m 3:53.97	400m 4:22.43
	28.39	32.75	34.72	33.84	36.97	37.13	30.17	28.46	
9.	Luke Ibbeson	18	Loughboro Un	4:22.49	715	250m 2:44.01	300m 3:21.20	350m 3:52.05	400m 4:22.49
	50m 27.53	100m 59.85	150m 1:33.99	200m 2:08.21		250m 2:44.01	300m 3:21.20	350m 3:52.05	400m 4:22.49
	27.53	32.32	34.14	34.22	35.80	37.19	30.85	30.44	
10.	Isaac Dodds	17	Ellesmere Co	4:22.74	713	250m 2:42.18	300m 3:21.31	350m -	400m 4:22.74
	50m 28.31	100m 59.88	150m 1:32.22	200m 2:04.53		250m 2:42.18	300m 3:21.31	350m -	400m 4:22.74
	28.31	31.57	32.34	32.31	37.65	39.13	-	1:01.43	
11.	Charlie Broome	17	Co Leeds	4:23.13	710	250m 2:42.96	300m 3:22.06	350m 3:53.52	400m 4:23.13
	50m 26.90	100m 58.52	150m 1:32.44	200m 2:05.02		250m 2:42.96	300m 3:22.06	350m 3:53.52	400m 4:23.13
	26.90	31.62	33.92	32.58	37.94	39.10	31.46	29.61	
12.	Nathan Wells	23	West Norfolk	4:23.44	708	250m 2:44.39	300m 3:23.18	350m 3:54.02	400m 4:23.44
	50m 27.52	100m 59.87	150m 1:33.30	200m 2:06.43		250m 2:44.39	300m 3:23.18	350m 3:54.02	400m 4:23.44
	27.52	32.35	33.43	33.13	37.96	38.79	30.84	29.42	
13.	Harvey Freeman	17	Northampton	4:23.54	707	250m 2:44.00	300m 3:20.97	350m 3:52.49	400m 4:23.54
	50m 27.80	100m 1:00.08	150m 1:34.13	200m 2:08.51		250m 2:44.00	300m 3:20.97	350m 3:52.49	400m 4:23.54
	27.80	32.28	34.05	34.38	35.49	36.97	31.52	31.05	
14.	Jay Manners	22	Derwentside	4:24.53	699	250m 2:46.43	300m 3:23.76	350m 3:54.56	400m 4:24.53
	50m 28.12	100m 1:00.14	150m 1:35.16	200m 2:10.02		250m 2:46.43	300m 3:23.76	350m 3:54.56	400m 4:24.53
	28.12	32.02	35.02	34.86	36.41	37.33	30.80	29.97	
15.	Jan Poulton	17	Wycombe Dist	4:25.69	690	250m 2:45.98	300m 3:24.56	350m 3:55.79	400m 4:25.69
	50m 27.50	100m 1:00.51	150m 1:33.85	200m 2:06.43		250m 2:45.98	300m 3:24.56	350m 3:55.79	400m 4:25.69
	27.50	33.01	33.34	32.58	39.55	38.58	31.23	29.90	
16.	Adam Wilson	20	Co Sheffield	4:25.74	689	250m 2:45.26	300m 3:23.71	350m 3:55.42	400m 4:25.74
	50m 27.54	100m 59.04	150m 1:32.10	200m 2:05.52		250m 2:45.26	300m 3:23.71	350m 3:55.42	400m 4:25.74
	27.54	31.50	33.06	33.42	39.74	38.45	31.71	30.32	
17.	Joshua Vance	18	Northampton	4:26.09	687	250m 2:46.58	300m 3:25.45	350m 3:56.70	400m 4:26.09
	50m 28.95	100m 1:01.69	150m 1:35.12	200m 2:07.99		250m 2:46.58	300m 3:25.45	350m 3:56.70	400m 4:26.09
	28.95	32.74	33.43	32.87	38.59	38.87	31.25	29.39	
18.	Lewis Maxwell	18	Bath Univ	4:26.26	685	250m 2:45.38	300m 3:23.65	350m 3:55.66	400m 4:26.26
	50m 27.00	100m 59.26	150m 1:33.36	200m 2:07.42		250m 2:45.38	300m 3:23.65	350m 3:55.66	400m 4:26.26
	27.00	32.26	34.10	34.06	37.96	38.27	32.01	30.60	
19.	R Rowbotham-Keating	16	Co Manch Aq	4:27.25	678	250m 2:47.63	300m 3:27.13	350m 3:57.26	400m 4:27.25
	50m 27.74	100m 1:00.51	150m 1:35.11	200m 2:08.69		250m 2:47.63	300m 3:27.13	350m 3:57.26	400m 4:27.25
	27.74	32.77	34.60	33.58	38.94	39.50	30.13	29.99	
20.	Theo Clark	18	Co Sheffield	4:27.29	677	250m 2:45.82	300m 3:24.87	350m 3:56.69	400m 4:27.29
	50m 27.58	100m 1:00.04	150m 1:34.39	200m 2:07.63		250m 2:45.82	300m 3:24.87	350m 3:56.69	400m 4:27.29
	27.58	32.46	34.35	33.24	38.19	39.05	31.82	30.60	
21.	Elijah Kendrick	17	Plymouth Lea	4:27.62	675	250m 2:45.12	300m 3:24.75	350m 3:56.85	400m 4:27.62
	50m 27.47	100m 1:00.52	150m 1:33.75	200m 2:07.20		250m 2:45.12	300m 3:24.75	350m 3:56.85	400m 4:27.62
	27.47	33.05	33.23	33.45	37.92	39.63	32.10	30.77	
22.	Jacob Armon	18	Mt Kelly	4:28.28	670	250m 2:46.29	300m 3:24.66	350m 3:57.46	400m 4:28.28
	50m 27.61	100m 59.97	150m 1:34.65	200m 2:08.22		250m 2:46.29	300m 3:24.66	350m 3:57.46	400m 4:28.28
	27.61	32.36	34.68	33.57	38.07	38.37	32.80	30.82	
22.	Vadim Bosc	16	Co Liverpool	4:28.28	670	250m 2:46.95	300m 3:25.04	350m 3:57.65	400m 4:28.28
	50m 28.30	100m 1:00.93	150m 1:35.32	200m 2:09.53		250m 2:46.95	300m 3:25.04	350m 3:57.65	400m 4:28.28
	28.30	32.63	34.39	34.21	37.42	38.09	32.61	30.63	
24.	Robbie Jones	20	Loughboro Un	4:28.40	669	250m 2:42.92	300m 3:21.19	350m 3:54.70	400m 4:28.40
	50m 27.31	100m 59.11	150m 1:32.27	200m 2:05.80		250m 2:42.92	300m 3:21.19	350m 3:54.70	400m 4:28.40
	27.31	31.80	33.16	33.53	37.12	38.27	33.51	33.70	

Swim England National Winter
Championships (25m) 2021

3-5 December | Ponds Forge, Sheffield



25.	Joshua Press	18	Co Milton K	4:28.46	669					
	50m 26.65	100m 58.68	150m 1:32.42	200m 2:06.09	250m 2:45.18	300m 3:24.67	350m 3:57.10	400m 4:28.46		
	26.65	32.03	33.74	33.67	39.09	39.49	32.43	31.36		
26.	Donald Bisset	20	Gloucester	4:28.50	668					
	50m 28.23	100m 1:01.46	150m 1:36.14	200m 2:10.46	250m 2:47.29	300m 3:24.88	350m 3:57.31	400m 4:28.50		
	28.23	33.23	34.68	34.32	36.83	37.59	32.43	31.19		
27.	Thomas Bearer	19	Swansea Uni	4:28.82	666					
	50m 28.97	100m 1:01.78	150m 1:35.09	200m 2:08.20	250m 2:47.39	300m 3:27.39	350m 3:58.40	400m 4:28.82		
	28.97	32.81	33.31	33.11	39.19	40.00	31.01	30.42		
28.	Sam Williamson	17	Mt Kelly	4:28.97	665					
	50m 28.91	100m 1:01.80	150m 1:37.28	200m 2:12.11	250m 2:49.10	300m 3:26.93	350m 3:58.97	400m 4:28.97		
	28.91	32.89	35.48	34.83	36.99	37.83	32.04	30.00		
29.	Oscar Barlow	16	TauntonDeane	4:29.10	664					
	50m 28.66	100m 1:02.00	150m 1:34.78	200m 2:07.34	250m 2:47.28	300m 3:27.36	350m 3:58.51	400m 4:29.10		
	28.66	33.34	32.78	32.56	39.94	40.08	31.15	30.59		
30.	Benjamin Tritton	21	SurreyUni SC	4:29.20	663					
	50m 28.51	100m 1:02.09	150m 1:36.88	200m 2:11.57	250m 2:49.06	300m 3:27.64	350m 3:59.08	400m 4:29.20		
	28.51	33.58	34.79	34.69	37.49	38.58	31.44	30.12		
31.	Matthew Woodhall	17	Co Sheffield	4:29.22	663					
	50m 28.44	100m 1:01.28	150m 1:35.33	200m 2:09.27	250m 2:48.44	300m 3:28.25	350m 3:59.11	400m 4:29.22		
	28.44	32.84	34.05	33.94	39.17	39.81	30.86	30.11		
32.	Thomas Paine	27	Co Manch Aq	4:29.28	663					
	50m 27.70	100m 58.90	150m 1:32.54	200m 2:06.21	250m 2:44.00	300m 3:23.24	350m 3:56.39	400m 4:29.28		
	27.70	31.20	33.64	33.67	37.79	39.24	33.15	32.89		
33.	B Howarth-Osborne	17	Co Sheffield	4:29.63	660					
	50m 28.57	100m 1:01.03	150m 1:37.81	200m 2:13.43	250m 2:50.32	300m 3:28.33	350m 3:59.71	400m 4:29.63		
	28.57	32.46	36.78	35.62	36.89	38.01	31.38	29.92		
34.	Finley Bunhejee	16	Derventio	4:29.93	658					
	50m 28.22	100m 1:00.80	150m 1:35.32	200m 2:10.16	250m 2:48.11	300m 3:27.76	350m 3:59.93	400m 4:29.93		
	28.22	32.58	34.52	34.84	37.95	39.65	32.17	30.00		
35.	Myles Turner	21	West Suffolk	4:30.07	657					
	50m 29.05	100m 1:01.62	150m 1:35.58	200m 2:09.99	250m 2:48.00	300m 3:27.23	350m 3:59.48	400m 4:30.07		
	29.05	32.57	33.96	34.41	38.01	39.23	32.25	30.59		
36.	James Bartley	18	Mt Kelly	4:30.11	656					
	50m 28.20	100m 1:00.89	150m 1:35.44	200m 2:09.93	250m 2:48.82	300m 3:28.62	350m 4:00.07	400m 4:30.11		
	28.20	32.69	34.55	34.49	38.89	39.80	31.45	30.04		
37.	Reece Grady	16	Stockport Mo	4:31.05	650					
	50m 28.42	100m 1:01.59	150m 1:36.42	200m 2:11.91	250m 2:49.76	300m 3:28.92	350m 4:00.60	400m 4:31.05		
	28.42	33.17	34.83	35.49	37.85	39.16	31.68	30.45		
38.	Thomas Deffains	17	Mt Kelly	4:31.27	648					
	50m 28.88	100m 1:02.00	150m 1:36.94	200m 2:11.50	250m 2:48.88	300m 3:27.70	350m 4:00.24	400m 4:31.27		
	28.88	33.12	34.94	34.56	37.38	38.82	32.54	31.03		
39.	Miles Drabwell	20	Bath Univ	4:31.76	645					
	50m 27.65	100m 1:00.41	150m 1:34.40	200m 2:07.44	250m 2:46.87	300m 3:27.81	350m 4:00.34	400m 4:31.76		
	27.65	32.76	33.99	33.04	39.43	40.94	32.53	31.42		
40.	Matthew Ward	16	Mt Kelly	4:31.78	644					
	50m 28.70	100m 1:01.69	150m 1:35.79	200m 2:10.03	250m 2:48.87	300m 3:28.92	350m 4:01.19	400m 4:31.78		
	28.70	32.99	34.10	34.24	38.84	40.05	32.27	30.59		
41.	Samuel Smith	16	Northampton	4:32.20	641					
	50m 28.77	100m 1:01.05	150m 1:36.80	200m 2:12.40	250m 2:49.64	300m 3:28.77	350m 4:01.16	400m 4:32.20		
	28.77	32.28	35.75	35.60	37.24	39.13	32.39	31.04		
41.	Rico Bringeman	16	South Lincs	4:32.20	641					
	50m 28.98	100m 1:02.27	150m 1:36.41	200m 2:11.14	250m 2:50.06	300m 3:29.80	350m 4:01.62	400m 4:32.20		
	28.98	33.29	34.14	34.73	38.92	39.74	31.82	30.58		
43.	Charles Kershaw	19	Loughboro Un	4:32.21	641					
	50m 29.22	100m 1:02.56	150m 1:36.40	200m 2:10.78	250m 2:49.45	300m 3:28.17	350m 4:00.73	400m 4:32.21		
	29.22	33.34	33.84	34.38	38.67	38.72	32.56	31.48		
44.	Moritz Baumgartner	16	Mt Kelly	4:32.41	640					
	50m 28.77	100m 1:01.93	150m 1:35.64	200m 2:09.07	250m 2:48.51	300m 3:30.13	350m 4:00.98	400m 4:32.41		
	28.77	33.16	33.71	33.43	39.44	41.62	30.85	31.43		
45.	Donatas Dragasius	17	Mt Kelly	4:32.89	637					
	50m 28.50	100m 1:02.67	150m 1:38.20	200m 2:12.46	250m 2:49.84	300m 3:28.87	350m 4:01.89	400m 4:32.89		
	28.50	34.17	35.53	34.26	37.38	39.03	33.02	31.00		
46.	Jonathan Turck	15	Mt Kelly	4:33.32	634					
	50m 28.96	100m 1:03.81	150m 1:38.82	200m 2:13.10	250m 2:51.30	300m 3:30.02	350m 4:02.12	400m 4:33.32		
	28.96	34.85	35.01	34.28	38.20	38.72	32.10	31.20		
47.	Oliver Pope	16	Thanet Swim	4:33.62	631					
	50m 28.87	100m 1:02.35	150m 1:36.58	200m 2:09.89	250m 2:49.34	300m 3:30.32	350m 4:02.81	400m 4:33.62		
	28.87	33.48	34.23	33.31	39.45	40.98	32.49	30.81		
48.	Andrew Jones	17	Royal Wolv	4:33.73	631					
	50m 28.76	100m 1:02.14	150m 1:37.31	200m 2:12.64	250m 2:51.69	300m 3:31.43	350m 4:03.30	400m 4:33.73		
	28.76	33.38	35.17	35.33	39.05	39.74	31.87	30.43		
49.	Luke Poulton	15	Wycombe Dist	4:34.11	628					
	50m 28.48	100m 1:01.68	150m 1:37.21	200m 2:11.70	250m 2:50.48	300m 3:29.92	350m 4:03.06	400m 4:34.11		
	28.48	33.20	35.53	34.49	38.78	39.44	33.14	31.05		
50.	Simon Robson	17	York City	4:34.14	628					
	50m 29.19	100m 1:02.94	150m 1:37.63	200m 2:11.94	250m 2:52.33	300m 3:32.90	350m 4:03.87	400m 4:34.14		
	29.19	33.75	34.69	34.31	40.39	40.57	30.97	30.27		
51.	Oscar Bilbao	15	HA Dubai	4:35.00	622					
	50m 28.61	100m 1:02.42	150m 1:38.59	200m 2:13.97	250m 2:51.58	300m 3:30.31	350m 4:03.07	400m 4:35.00		
	28.61	33.81	36.17	35.38	37.61	38.73	32.76	31.93		

Swim England National Winter
Championships (25m) 2021

3-5 December | Ponds Forge, Sheffield



52.	Jolan Bennett	18	Stockport Mo	4:35.33	620					
	50m 27.98	100m 1:00.69	150m 1:35.63	200m 2:10.48	250m 2:50.43	300m 3:30.89	350m 4:04.01	400m 4:35.33		
	27.98	32.71	34.94	34.85	39.95	40.46	33.12	31.32		
53.	Filip Nowacki	14	TigersJersey	4:36.11	615					
	50m 29.69	100m 1:04.00	150m 1:39.85	200m 2:15.05	250m 2:53.54	300m 3:31.54	350m 4:04.61	400m 4:36.11		
	29.69	34.31	35.85	35.20	38.49	38.00	33.07	31.50		
54.	Oscar Dodds	15	Ellesmere Co	4:36.36	613					
	50m 28.99	100m 1:03.02	150m 1:36.80	200m 2:10.64	250m 2:51.37	300m 3:31.87	350m 4:04.67	400m 4:36.36		
	28.99	34.03	33.78	33.84	40.73	40.50	32.80	31.69		
55.	Luke Clegg	16	Bo Kirklees	4:36.69	611					
	50m 28.72	100m 1:02.34	150m 1:36.63	200m 2:11.86	250m 2:50.79	300m 3:31.26	350m 4:04.57	400m 4:36.69		
	28.72	33.62	34.29	35.23	38.93	40.47	33.31	32.12		
56.	Samuel Naylor	21	Newcastle	4:36.86	610					
	50m 28.46	100m 1:00.64	150m 1:35.34	200m 2:10.36	250m 2:50.46	300m 3:31.32	350m 4:05.06	400m 4:36.86		
	28.46	32.18	34.70	35.02	40.10	40.86	33.74	31.80		
57.	Llewellyn Porter	13	Camden Swiss	4:37.41	606					
	50m 30.23	100m 1:04.10	150m 1:38.67	200m 2:13.76	250m 2:55.15	300m 3:35.24	350m 4:06.77	400m 4:37.41		
	30.23	33.87	34.57	35.09	41.39	40.09	31.53	30.64		
58.	Charles Hazell	17	Mt Kelly	4:37.47	606					
	50m 29.76	100m 1:03.89	150m 1:37.39	200m 2:11.95	250m 2:50.87	300m 3:32.86	350m 4:06.13	400m 4:37.47		
	29.76	34.13	33.50	34.56	38.92	41.99	33.27	31.34		
59.	Nikita Charykin	15	Thurrock	4:37.48	605					
	50m 28.54	100m 1:01.49	150m 1:36.32	200m 2:11.88	250m 2:51.75	300m 3:33.03	350m 4:05.64	400m 4:37.48		
	28.54	32.95	34.83	35.56	39.87	41.28	32.61	31.84		
60.	Harry Hewitt	16	Millfield	4:38.26	600					
	50m 28.62	100m 1:01.96	150m 1:38.02	200m 2:13.15	250m 2:53.19	300m 3:33.74	350m 4:06.57	400m 4:38.26		
	28.62	33.34	36.06	35.13	40.04	40.55	32.83	31.69		
61.	Bailey Hairsine	22	Co Manch Aq	4:38.29	600					
	50m 29.28	100m 1:03.50	150m 1:38.78	200m 2:13.31	250m 2:53.73	300m 3:34.23	350m 4:06.92	400m 4:38.29		
	29.28	34.22	35.28	34.53	40.42	40.50	32.69	31.37		
62.	Anthony Whittall	16	HA Dubai	4:38.36	600					
	50m 28.67	100m 1:02.01	150m 1:38.17	200m 2:13.74	250m 2:53.31	300m 3:34.52	350m 4:07.32	400m 4:38.36		
	28.67	33.34	36.16	35.57	39.57	41.21	32.80	31.04		
63.	Arthur Logan	17	Mid Sussex	4:38.80	597					
	50m 28.81	100m 1:02.25	150m 1:38.77	200m 2:14.86	250m 2:55.62	300m 3:37.25	350m 4:08.85	400m 4:38.80		
	28.81	33.44	36.52	36.09	40.76	41.63	31.60	29.95		
64.	Mark Milburn	16	Colchester	4:39.08	595					
	50m 28.71	100m 1:02.80	150m 1:38.40	200m 2:13.19	250m 2:53.05	300m 3:33.09	350m 4:06.72	400m 4:39.08		
	28.71	34.09	35.60	34.79	39.86	40.04	33.63	32.36		
65.	David Annis	15	Pershore	4:39.39	593					
	50m 29.99	100m 1:04.36	150m 1:39.05	200m 2:13.09	250m 2:55.48	300m 3:37.21	350m 4:09.24	400m 4:39.39		
	29.99	34.37	34.69	34.04	42.39	41.73	32.03	30.15		
66.	Thomas Wilkinson	15	Co Sheffield	4:39.61	592					
	50m 28.47	100m 1:01.98	150m 1:39.10	200m 2:14.88	250m 2:54.45	300m 3:34.61	350m 4:07.46	400m 4:39.61		
	28.47	33.51	37.12	35.78	39.57	40.16	32.85	32.15		
67.	Joe Stratton	17	Royal Wolv	4:39.62	592					
	50m 28.65	100m 1:01.76	150m 1:38.31	200m 2:13.91	250m 2:52.66	300m 3:32.92	350m 4:07.00	400m 4:39.62		
	28.65	33.11	36.55	35.60	38.75	40.26	34.08	32.62		
68.	Ezra Lambert	15	Repton Swim	4:39.75	591					
	50m 29.04	100m 1:02.79	150m 1:37.33	200m 2:12.68	250m 2:53.04	300m 3:33.81	350m 4:07.39	400m 4:39.75		
	29.04	33.75	34.54	35.35	40.36	40.77	33.58	32.36		
69.	Matthew Holland	23	Wolv'hampton	4:39.77	591					
	50m 27.37	100m 1:00.12	150m 1:36.67	200m 2:13.24	250m 2:53.84	300m 3:35.07	350m 4:08.68	400m 4:39.77		
	27.37	32.75	36.55	36.57	40.60	41.23	33.61	31.09		
70.	Aslak Varela	18	Plymouth Lea	4:40.05	589					
	50m 30.16	100m 1:05.68	150m 1:41.32	200m 2:18.13	250m 2:54.90	300m 3:33.60	350m 4:07.25	400m 4:40.05		
	30.16	35.52	35.64	36.81	36.77	38.70	33.65	32.80		
71.	Luca Arioli	16	Mt Kelly	4:40.38	587					
	50m 30.19	100m 1:05.73	150m 1:41.93	200m 2:19.15	250m 2:58.84	300m 3:40.00	350m 4:10.17	400m 4:40.38		
	30.19	35.54	36.20	37.22	39.69	41.16	30.17	30.21		
72.	Dominik Strba	18	Crawley	4:41.17	582					
	50m 28.37	100m 1:01.84	150m 1:38.51	200m 2:14.66	250m 2:55.09	300m 3:35.17	350m 4:09.11	400m 4:41.17		
	28.37	33.47	36.67	36.15	40.43	40.08	33.94	32.06		
73.	James Hart	17	Plymouth Lea	4:41.21	582					
	50m 27.08	100m 58.87	150m 1:33.75	200m 2:09.15	250m 2:51.31	300m 3:34.91	350m 4:07.76	400m 4:41.21		
	27.08	31.79	34.88	35.40	42.16	43.60	32.85	33.45		
74.	Alexander Williams	16	Hillingdon	4:41.33	581					
	50m 29.11	100m 1:02.70	150m 1:38.37	200m 2:13.68	250m 2:53.33	300m 3:35.62	350m 4:08.64	400m 4:41.33		
	29.11	33.59	35.67	35.31	39.65	42.29	33.02	32.69		
74.	Alex Austin	17	Hillingdon	4:41.33	581					
	50m 29.62	100m 1:03.88	150m 1:39.43	200m 2:14.87	250m 2:56.25	300m 3:37.48	350m 4:09.70	400m 4:41.33		
	29.62	34.26	35.55	35.44	41.38	41.23	32.22	31.63		
74.	Riccardo Lucarelli	16	Mt Kelly	4:41.33	581					
	50m 28.32	100m 1:01.13	150m 1:38.56	200m 2:14.84	250m 2:55.07	300m 3:36.02	350m 4:09.15	400m 4:41.33		
	28.32	32.81	37.43	36.28	40.23	40.95	33.13	32.18		
77.	Elliot Sibley	16	Nova Cent'n	4:41.65	579					
	50m 29.01	100m 1:03.39	150m 1:40.66	200m 2:18.21	250m 2:57.77	300m 3:37.53	350m 4:10.62	400m 4:41.65		
	29.01	34.38	37.27	37.55	39.56	39.76	33.09	31.03		
78.	David Allen	16	Sevenoaks	4:42.28	575					
	50m 28.89	100m 1:02.87	150m 1:38.33	200m 2:13.02	250m 2:55.27	300m 3:38.49	350m 4:10.89	400m 4:42.28		
	28.89	33.98	35.46	34.69	42.25	43.22	32.40	31.39		


Swim England National Winter Championships (25m) 2021

3-5 December | Ponds Forge, Sheffield



79. Matthew Hargreaves	17 Mt Kelly	4:42.32	575
50m 29.33	100m 1:02.71	150m 1:39.10	200m 2:14.76
29.33	33.38	36.39	35.66
250m 2:56.02	300m 3:38.07	350m 4:11.13	400m 4:42.32
41.26	42.05	33.06	31.19
80. Fergus Thomson	14 Mt Kelly	4:42.78	572
50m 29.20	100m 1:03.79	150m 1:38.26	200m 2:13.33
29.20	34.59	34.47	35.07
250m 2:54.60	300m 3:36.71	350m 4:10.04	400m 4:42.78
41.27	42.11	33.33	32.74
81. James Robinson	16 Co Leeds	4:43.48	568
50m 29.29	100m 1:03.37	150m 1:38.55	200m 2:13.64
29.29	34.08	35.18	35.09
250m 2:55.74	300m 3:38.19	350m 4:11.07	400m 4:43.48
42.10	42.45	32.88	32.41
82. Arthur Llewellyn	17 Bo Stockton	4:43.69	567
50m 28.32	100m 1:01.98	150m 1:38.96	200m 2:16.10
28.32	33.66	36.98	37.14
250m 2:55.57	300m 3:36.11	350m 4:10.93	400m 4:43.69
39.47	40.54	34.82	32.76
83. Joshua Golsby-Taylor	17 Leamington	4:43.75	566
50m 28.08	100m 1:01.33	150m 1:36.50	200m 2:11.27
28.08	33.25	35.17	34.77
250m 2:54.31	300m 3:37.36	350m 4:11.71	400m 4:43.75
43.04	43.05	34.35	32.04
84. Connor McCarthy	16 Romford Town	4:43.85	566
50m 29.31	100m 1:03.26	150m 1:39.58	200m 2:15.61
29.31	33.95	36.32	36.03
250m 2:56.84	300m 3:39.19	350m 4:12.05	400m 4:43.85
41.23	42.35	32.86	31.80
85. Cameron Carlos	16 Barnet Copt	4:44.19	564
50m 29.07	100m 1:02.17	150m 1:38.67	200m 2:13.93
29.07	33.10	36.50	35.26
250m 2:57.14	300m 3:40.91	350m 4:13.04	400m 4:44.19
43.21	43.77	32.13	31.15
86. Jack Jenkinson	15 Skipton	4:44.48	562
50m 29.01	100m 1:02.88	150m 1:39.21	200m 2:14.59
29.01	33.87	36.33	35.38
250m 2:56.54	300m 3:39.97	350m 4:13.10	400m 4:44.48
41.95	43.43	33.13	31.38
87. Raheel Mahmood	14 Romford Town	4:44.49	562
50m 28.67	100m 1:01.89	150m 1:38.61	200m 2:14.77
28.67	33.22	36.72	36.16
250m 2:55.66	300m 3:37.57	350m 4:11.96	400m 4:44.49
40.89	41.91	34.39	32.53
88. James McClure	15 Co Coventry	4:44.52	562
50m 28.94	100m 1:02.18	150m 1:37.59	200m 2:11.57
28.94	33.24	35.41	33.98
250m 2:53.59	300m 3:37.42	350m 4:11.35	400m 4:44.52
42.02	43.83	33.93	33.17
89. Sami Zemzami	16 Bishop Stort	4:44.74	560
50m 28.80	100m 1:02.82	150m 1:38.78	200m 2:14.19
28.80	34.02	35.96	35.41
250m 2:56.65	300m 3:39.84	350m 4:12.83	400m 4:44.74
42.46	43.19	32.99	31.91
90. Luke Critchlow	16 Stockport Mo	4:44.81	560
50m 28.44	100m 1:01.65	150m 1:39.96	200m 2:18.13
28.44	33.21	38.31	38.17
250m 2:58.38	300m 3:40.45	350m 4:12.97	400m 4:44.81
40.25	42.07	32.52	31.84
91. Oliver Caddick	16 Chase	4:44.95	559
50m 28.77	100m 1:03.64	150m 1:38.65	200m 2:14.10
28.77	34.87	35.01	35.45
250m 2:56.60	300m 3:39.72	350m 4:12.57	400m 4:44.95
42.50	43.12	32.85	32.38
92. George Booth Rudd	19 Maidenhead	4:45.16	558
50m 28.72	100m 1:01.93	150m 1:38.46	200m 2:15.08
28.72	33.21	36.53	36.62
250m 2:54.15	300m 3:36.08	350m 4:10.79	400m 4:45.16
39.07	41.93	34.71	34.37
93. James Froggatt	16 Co Birm'ham	4:45.30	557
50m 30.66	100m 1:03.89	150m -	200m -
30.66	33.23	-	-
250m 2:58.00	300m 3:40.00	350m 4:12.78	400m 4:45.30
1:54.11	42.00	32.78	32.52
94. James Abulencia	15 Co Birm'ham	4:45.42	556
50m 30.21	100m 1:04.66	150m 1:43.87	200m 2:21.96
30.21	34.45	39.21	38.09
250m 3:00.02	300m 3:39.28	350m 4:12.73	400m 4:45.42
38.06	39.26	33.45	32.69
95. Benjamin Holland	18 Mt Kelly	4:45.49	556
50m 28.70	100m 1:03.24	150m 1:39.16	200m 2:15.44
28.70	34.54	35.92	36.28
250m 2:55.95	300m 3:39.47	350m 4:12.66	400m 4:45.49
40.51	43.52	33.19	32.83
96. Kai Ogden	18 Hackney	4:45.83	554
50m 30.20	100m 1:04.54	150m 1:39.89	200m 2:15.56
30.20	34.34	35.35	35.67
250m 2:56.21	300m 3:37.54	350m 4:11.61	400m 4:45.83
40.65	41.33	34.07	34.22
97. Lawrence Elliott	16 Seagulls SC	4:46.46	550
50m 30.27	100m 1:04.51	150m 1:42.76	200m 2:20.43
30.27	34.24	38.25	37.67
250m 3:00.71	300m 3:42.26	350m 4:15.84	400m 4:46.46
40.28	41.55	33.58	30.62
98. Samuel Pyefinch	16 Maxwell	4:46.51	550
50m 29.10	100m 1:03.39	150m 1:40.98	200m 2:17.01
29.10	34.29	37.59	36.03
250m 2:59.78	300m 3:42.05	350m 4:15.42	400m 4:46.51
42.77	42.27	33.37	31.09
99. Alexander Volkovoy	16 Co Salford	4:47.19	546
50m 29.60	100m 1:03.62	150m 1:40.65	200m 2:17.04
29.60	34.02	37.03	36.39
250m 3:00.48	300m 3:43.82	350m 4:16.55	400m 4:47.19
43.44	43.34	32.73	30.64
99. Justin Christie	15 Leatherhead	4:47.19	546
50m 29.71	100m 1:04.23	150m 1:40.88	200m 2:16.33
29.71	34.52	36.65	35.45
250m 2:58.72	300m 3:42.24	350m 4:15.20	400m 4:47.19
42.39	43.52	32.96	31.99
101. Thomas Dixon	16 Leic Sharks	4:47.26	546
50m 29.88	100m 1:02.77	150m 1:40.87	200m 2:18.04
29.88	32.89	38.10	37.17
250m 3:00.12	300m 3:42.93	350m 4:16.22	400m 4:47.26
42.08	42.81	33.29	31.04
102. Martin Smith	17 Bo Kirklees	4:47.60	544
50m 29.13	100m 1:02.93	150m 1:38.27	200m 2:15.28
29.13	33.80	35.34	37.01
250m 2:55.30	300m 3:36.62	350m 4:12.39	400m 4:47.60
40.02	41.32	35.77	35.21
103. James Renshaw	16 Lancing Col	4:47.84	542
50m 28.92	100m 1:03.22	150m 1:38.49	200m 2:14.45
28.92	34.30	35.27	35.96
250m 2:55.90	300m 3:40.86	350m 4:15.31	400m 4:47.84
41.45	44.96	34.45	32.53
104. Samuel Grimes	15 Wigan BEST	4:47.92	542
50m 28.52	100m 1:02.05	150m 1:38.02	200m 2:13.55
28.52	33.53	35.97	35.53
250m 2:55.26	300m 3:39.62	350m 4:14.13	400m 4:47.92
41.71	44.36	34.51	33.79
105. Oscar Miles	17 Thanet Swim	4:48.23	540
50m 28.55	100m 1:01.58	150m 1:38.06	200m 2:14.76
28.55	33.03	36.48	36.70
250m 2:55.97	300m 3:39.82	350m 4:14.00	400m 4:48.23
41.21	43.85	34.18	34.23

Swim England National Winter Championships (25m) 2021




3-5 December | Ponds Forge, Sheffield

106. William Baines	16 Bo Stockton	4:48.25	540
50m 28.74	100m 1:02.65	150m 1:38.62	200m 2:15.18
28.74	33.91	35.97	36.56
250m 2:57.79	300m 3:42.66	350m 4:15.21	400m 4:48.25
42.61	44.87	32.55	33.04
107. Amos Starkey	16 Gloucester	4:48.45	539
50m 29.56	100m 1:03.76	150m 1:41.81	200m 2:19.01
29.56	34.20	38.05	37.20
250m 3:00.28	300m 3:44.04	350m 4:16.60	400m 4:48.45
41.27	43.76	32.56	31.85
108. Lucas Waligora	16 York City	4:48.74	537
50m 29.30	100m 1:03.96	150m 1:39.49	200m 2:16.14
29.30	34.66	35.53	36.65
250m 2:58.41	300m 3:40.84	350m 4:15.24	400m 4:48.74
42.27	42.43	34.40	33.50
109. Toby Mayfield	17 York City	4:49.16	535
50m 28.83	100m 1:03.82	150m 1:40.03	200m 2:16.36
28.83	34.99	36.21	36.33
250m 2:57.74	300m 3:39.86	350m 4:14.77	400m 4:49.16
41.38	42.12	34.91	34.39
110. Luca Gunawardena	18 Bristol Hen	4:49.65	532
50m 28.24	100m 1:01.94	150m 1:40.26	200m 2:18.58
28.24	33.70	38.32	38.32
250m 2:57.89	300m 3:39.31	350m 4:14.63	400m 4:49.65
39.31	41.42	35.32	35.02
111. Joseph Watkiss	16 Maidenhead	4:49.87	531
50m 30.16	100m 1:04.83	150m 1:41.62	200m 2:18.55
30.16	34.67	36.79	36.93
250m 3:00.37	300m 3:42.35	350m 4:15.89	400m 4:49.87
41.82	41.98	33.54	33.98
112. Jason Herbert	16 Leamington	4:49.88	531
50m 30.12	100m 1:04.99	150m 1:42.93	200m 2:19.31
30.12	34.87	37.94	36.38
250m 3:02.06	300m 3:44.76	350m 4:18.25	400m 4:49.88
42.75	42.70	33.49	31.63
113. Ivan Hart	15 Millfield	4:50.01	530
50m 28.72	100m 1:02.00	150m 1:39.20	200m 2:15.01
28.72	33.28	37.20	35.81
250m 3:00.12	300m 3:45.62	350m 4:18.87	400m 4:50.01
45.11	45.50	33.25	31.14
114. James Cummings-Candal	16 Portsmouth N	4:50.54	527
50m 29.44	100m 1:04.05	150m 1:40.99	200m 2:17.82
29.44	34.61	36.94	36.83
250m 2:59.72	300m 3:42.84	350m 4:16.86	400m 4:50.54
41.90	43.12	34.02	33.68
115. Daniel McGuinness	15 Basildon Ph	4:51.19	524
50m 30.29	100m 1:05.28	150m 1:42.01	200m 2:18.76
30.29	34.99	36.73	36.75
250m 3:01.09	300m 3:44.03	350m 4:18.24	400m 4:51.19
42.33	42.94	34.21	32.95
116. Jake Chesworth	14 Maxwell	4:51.63	521
50m 30.78	100m 1:05.42	150m 1:42.80	200m 2:20.79
30.78	34.64	37.38	37.99
250m 3:01.56	300m 3:44.12	350m 4:18.90	400m 4:51.63
40.77	42.56	34.78	32.73
117. Finlay Waligora	18 York City	4:51.64	521
50m 29.17	100m 1:03.29	150m 1:40.47	200m 2:17.38
29.17	34.12	37.18	36.91
250m 3:00.05	300m 3:43.02	350m 4:18.33	400m 4:51.64
42.67	42.97	35.31	33.31
118. Charlie Toms	15 Maxwell	4:52.10	519
50m 30.04	100m 1:04.72	150m 1:41.84	200m 2:18.16
30.04	34.68	37.12	36.32
250m 3:02.16	300m 3:45.68	350m 4:19.60	400m 4:52.10
44.00	43.52	33.92	32.50
119. Oren Jones	15 Crawley	4:52.14	519
50m 29.69	100m 1:04.85	150m 1:45.12	200m 2:22.85
29.69	35.16	40.27	37.73
250m 3:02.48	300m 3:43.21	350m 4:18.80	400m 4:52.14
39.63	40.73	35.59	33.34
120. Oliver Greaves	14 Wrekin Coll	4:53.53	511
50m 29.73	100m 1:04.95	150m 1:41.33	200m 2:17.91
29.73	35.22	36.38	36.58
250m 3:01.48	300m 3:46.19	350m 4:20.13	400m 4:53.53
43.57	44.71	33.94	33.40
121. Leo White	16 Chester Le S	4:56.05	498
50m 30.16	100m 1:05.65	150m 1:44.16	200m 2:20.99
30.16	35.49	38.51	36.83
250m 3:04.42	300m 3:48.81	350m 4:23.44	400m 4:56.05
43.43	44.39	34.63	32.61
122. Louis Thorne	14 Co Bristol	5:02.79	466
50m 29.79	100m 1:05.10	150m 1:43.17	200m 2:20.34
29.79	35.31	38.07	37.17
250m 3:03.66	300m 3:48.21	350m 4:25.82	400m 5:02.79
43.32	44.55	37.61	36.97
Connor Thorpe	16 Co Sheffield	DNC	
George Chapman	16 Plymouth Lea	DNC	
Christian Duetoft	16 Leatherhead	DNC	
Samuel Lowe	17 Guernsey	DNC	
Reuben Alexander	22 Co Milton K	DNC	
Daniel Kennedy	17 Repton Swim	DNC	
Edward Whittles	15 Chelsea&West	DNC	
James Shevchenko	16 Royal Wolv	DQ 5	

Swim England National Winter Championships (25m) 2021

3-5 December | Ponds Forge, Sheffield




16 Yrs/Under Age Group - Full Results

Place	Name	AaD	Club	Time	FINA Pt												
1.	R Rowbotham-Keating	16	Co Manch Aq	4:27.25	678												
	50m	27.74		100m	1:00.51	150m	1:35.11	200m	2:08.69	250m	2:47.63	300m	3:27.13	350m	3:57.26	400m	4:27.25
		27.74			32.77		34.60		33.58		38.94		39.50		30.13		29.99
2.	Vadim Bosc	16	Co Liverpool	4:28.28	670												
	50m	28.30		100m	1:00.93	150m	1:35.32	200m	2:09.53	250m	2:46.95	300m	3:25.04	350m	3:57.65	400m	4:28.28
		28.30			32.63		34.39		34.21		37.42		38.09		32.61		30.63
3.	Oscar Barlow	16	TauntonDeane	4:29.10	664												
	50m	28.66		100m	1:02.00	150m	1:34.78	200m	2:07.34	250m	2:47.28	300m	3:27.36	350m	3:58.51	400m	4:29.10
		28.66			33.34		32.78		32.56		39.94		40.08		31.15		30.59
4.	Finley Bunhejee	16	Derventio	4:29.93	658												
	50m	28.22		100m	1:00.80	150m	1:35.32	200m	2:10.16	250m	2:48.11	300m	3:27.76	350m	3:59.93	400m	4:29.93
		28.22			32.58		34.52		34.84		37.95		39.65		32.17		30.00
5.	Reece Grady	16	Stockport Mo	4:31.05	650												
	50m	28.42		100m	1:01.59	150m	1:36.42	200m	2:11.91	250m	2:49.76	300m	3:28.92	350m	4:00.60	400m	4:31.05
		28.42			33.17		34.83		35.49		37.85		39.16		31.68		30.45
6.	Matthew Ward	16	Mt Kelly	4:31.78	644												
	50m	28.70		100m	1:01.69	150m	1:35.79	200m	2:10.03	250m	2:48.87	300m	3:28.92	350m	4:01.19	400m	4:31.78
		28.70			32.99		34.10		34.24		38.84		40.05		32.27		30.59
7.	Samuel Smith	16	Northampton	4:32.20	641												
	50m	28.77		100m	1:01.05	150m	1:36.80	200m	2:12.40	250m	2:49.64	300m	3:28.77	350m	4:01.16	400m	4:32.20
		28.77			32.28		35.75		35.60		37.24		39.13		32.39		31.04
7.	Rico Bringeman	16	South Lincs	4:32.20	641												
	50m	28.98		100m	1:02.27	150m	1:36.41	200m	2:11.14	250m	2:50.06	300m	3:29.80	350m	4:01.62	400m	4:32.20
		28.98			33.29		34.14		34.73		38.92		39.74		31.82		30.58
9.	Moritz Baumgartner	16	Mt Kelly	4:32.41	640												
	50m	28.77		100m	1:01.93	150m	1:35.64	200m	2:09.07	250m	2:48.51	300m	3:30.13	350m	4:00.98	400m	4:32.41
		28.77			33.16		33.71		33.43		39.44		41.62		30.85		31.43
10.	Jonathan Turck	15	Mt Kelly	4:33.32	634												
	50m	28.96		100m	1:03.81	150m	1:38.82	200m	2:13.10	250m	2:51.30	300m	3:30.02	350m	4:02.12	400m	4:33.32
		28.96			34.85		35.01		34.28		38.20		38.72		32.10		31.20
11.	Oliver Pope	16	Thanet Swim	4:33.62	631												
	50m	28.87		100m	1:02.35	150m	1:36.58	200m	2:09.89	250m	2:49.34	300m	3:30.32	350m	4:02.81	400m	4:33.62
		28.87			33.48		34.23		33.31		39.45		40.98		32.49		30.81
12.	Luke Poulton	15	Wycombe Dist	4:34.11	628												
	50m	28.48		100m	1:01.68	150m	1:37.21	200m	2:11.70	250m	2:50.48	300m	3:29.92	350m	4:03.06	400m	4:34.11
		28.48			33.20		35.53		34.49		38.78		39.44		33.14		31.05
13.	Oscar Bilbao	15	HA Dubai	4:35.00	622												
	50m	28.61		100m	1:02.42	150m	1:38.59	200m	2:13.97	250m	2:51.58	300m	3:30.31	350m	4:03.07	400m	4:35.00
		28.61			33.81		36.17		35.38		37.61		38.73		32.76		31.93
14.	Filip Nowacki	14	TigersJersey	4:36.11	615												
	50m	29.69		100m	1:04.00	150m	1:39.85	200m	2:15.05	250m	2:53.54	300m	3:31.54	350m	4:04.61	400m	4:36.11
		29.69			34.31		35.85		35.20		38.49		38.00		33.07		31.50
15.	Oscar Dodds	15	Ellesmere Co	4:36.36	613												
	50m	28.99		100m	1:03.02	150m	1:36.80	200m	2:10.64	250m	2:51.37	300m	3:31.87	350m	4:04.67	400m	4:36.36
		28.99			34.03		33.78		33.84		40.73		40.50		32.80		31.69
16.	Luke Clegg	16	Bo Kirklees	4:36.69	611												
	50m	28.72		100m	1:02.34	150m	1:36.63	200m	2:11.86	250m	2:50.79	300m	3:31.26	350m	4:04.57	400m	4:36.69
		28.72			33.62		34.29		35.23		38.93		40.47		33.31		32.12
17.	Llewellyn Porter	13	Camden Swiss	4:37.41	606												
	50m	30.23		100m	1:04.10	150m	1:38.67	200m	2:13.76	250m	2:55.15	300m	3:35.24	350m	4:06.77	400m	4:37.41
		30.23			33.87		34.57		35.09		41.39		40.09		31.53		30.64
18.	Nikita Charykin	15	Thurrock	4:37.48	605												
	50m	28.54		100m	1:01.49	150m	1:36.32	200m	2:11.88	250m	2:51.75	300m	3:33.03	350m	4:05.64	400m	4:37.48
		28.54			32.95		34.83		35.56		39.87		41.28		32.61		31.84
19.	Harry Hewitt	16	Millfield	4:38.26	600												
	50m	28.62		100m	1:01.96	150m	1:38.02	200m	2:13.15	250m	2:53.19	300m	3:33.74	350m	4:06.57	400m	4:38.26
		28.62			33.34		36.06		35.13		40.04		40.55		32.83		31.69
20.	Anthony Whittall	16	HA Dubai	4:38.36	600												
	50m	28.67		100m	1:02.01	150m	1:38.17	200m	2:13.74	250m	2:53.31	300m	3:34.52	350m	4:07.32	400m	4:38.36
		28.67			33.34		36.16		35.57		39.57		41.21		32.80		31.04
21.	Mark Milburn	16	Colchester	4:39.08	595												
	50m	28.71		100m	1:02.80	150m	1:38.40	200m	2:13.19	250m	2:53.05	300m	3:33.09	350m	4:06.72	400m	4:39.08
		28.71			34.09		35.60		34.79		39.86		40.04		33.63		32.36
22.	David Annis	15	Pershore	4:39.39	593												
	50m	29.99		100m	1:04.36	150m	1:39.05	200m	2:13.09	250m	2:55.48	300m	3:37.21	350m	4:09.24	400m	4:39.39
		29.99			34.37		34.69		34.04		42.39		41.73		32.03		30.15
23.	Thomas Wilkinson	15	Co Sheffield	4:39.61	592												
	50m	28.47		100m	1:01.98	150m	1:39.10	200m	2:14.88	250m	2:54.45	300m	3:34.61	350m	4:07.46	400m	4:39.61
		28.47			33.51		37.12		35.78		39.57		40.16		32.85		32.15
24.	Ezra Lambert	15	Repton Swim	4:39.75	591												
	50m	29.04		100m	1:02.79	150m	1:37.33	200m	2:12.68	250m	2:53.04	300m	3:33.81	350m	4:07.39	400m	4:39.75
		29.04			33.75		34.54		35.35		40.36		40.77		33.58		32.36
25.	Luca Arioli	16	Mt Kelly	4:40.38	587												
	50m	30.19		100m	1:05.73	150m	1:41.93	200m	2:19.15	250m	2:58.84	300m	3:40.00	350m	4:10.17	400m	4:40.38
		30.19			35.54		36.20		37.22		39.69		41.16		30.17		30.21

Swim England National Winter
Championships (25m) 2021

3-5 December | Ponds Forge, Sheffield



26. Alexander Williams	16 Hillingdon	4:41.33	581
50m 29.11	100m 1:02.70	150m 1:38.37	200m 2:13.68
29.11	33.59	35.67	35.31
250m 2:53.33	300m 3:35.62	350m 4:08.64	400m 4:41.33
39.65	42.29	33.02	32.69
26. Riccardo Lucarelli	16 Mt Kelly	4:41.33	581
50m 28.32	100m 1:01.13	150m 1:38.56	200m 2:14.84
28.32	32.81	37.43	36.28
250m 2:55.07	300m 3:36.02	350m 4:09.15	400m 4:41.33
40.23	40.95	33.13	32.18
28. Elliot Sibley	16 Nova Cent'n	4:41.65	579
50m 29.01	100m 1:03.39	150m 1:40.66	200m 2:18.21
29.01	34.38	37.27	37.55
250m 2:57.77	300m 3:37.53	350m 4:10.62	400m 4:41.65
39.56	39.76	33.09	31.03
29. David Allen	16 Sevenoaks	4:42.28	575
50m 28.89	100m 1:02.87	150m 1:38.33	200m 2:13.02
28.89	33.98	35.46	34.69
250m 2:55.27	300m 3:38.49	350m 4:10.89	400m 4:42.28
42.25	43.22	32.40	31.39
30. Fergus Thomson	14 Mt Kelly	4:42.78	572
50m 29.20	100m 1:03.79	150m 1:38.26	200m 2:13.33
29.20	34.59	34.47	35.07
250m 2:54.60	300m 3:36.71	350m 4:10.04	400m 4:42.78
41.27	42.11	33.33	32.74
31. James Robinson	16 Co Leeds	4:43.48	568
50m 29.29	100m 1:03.37	150m 1:38.55	200m 2:13.64
29.29	34.08	35.18	35.09
250m 2:55.74	300m 3:38.19	350m 4:11.07	400m 4:43.48
42.10	42.45	32.88	32.41
32. Connor McCarthy	16 Romford Town	4:43.85	566
50m 29.31	100m 1:03.26	150m 1:39.58	200m 2:15.61
29.31	33.95	36.32	36.03
250m 2:56.84	300m 3:39.19	350m 4:12.05	400m 4:43.85
41.23	42.35	32.86	31.80
33. Cameron Carlos	16 Barnet Copt	4:44.19	564
50m 29.07	100m 1:02.17	150m 1:38.67	200m 2:13.93
29.07	33.10	36.50	35.26
250m 2:57.14	300m 3:40.91	350m 4:13.04	400m 4:44.19
43.21	43.77	32.13	31.15
34. Jack Jenkinson	15 Skipton	4:44.48	562
50m 29.01	100m 1:02.88	150m 1:39.21	200m 2:14.59
29.01	33.87	36.33	35.38
250m 2:56.54	300m 3:39.97	350m 4:13.10	400m 4:44.48
41.95	43.43	33.13	31.38
35. Raheel Mahmood	14 Romford Town	4:44.49	562
50m 28.67	100m 1:01.89	150m 1:38.61	200m 2:14.77
28.67	33.22	36.72	36.16
250m 2:55.66	300m 3:37.57	350m 4:11.96	400m 4:44.49
40.89	41.91	34.39	32.53
36. James McClure	15 Co Coventry	4:44.52	562
50m 28.94	100m 1:02.18	150m 1:37.59	200m 2:11.57
28.94	33.24	35.41	33.98
250m 2:53.59	300m 3:37.42	350m 4:11.35	400m 4:44.52
42.02	43.83	33.93	33.17
37. Sami Zemzami	16 Bishop Stort	4:44.74	560
50m 28.80	100m 1:02.82	150m 1:38.78	200m 2:14.19
28.80	34.02	35.96	35.41
250m 2:56.65	300m 3:39.84	350m 4:12.83	400m 4:44.74
42.46	43.19	32.99	31.91
38. Luke Critchlow	16 Stockport Mo	4:44.81	560
50m 28.44	100m 1:01.65	150m 1:39.96	200m 2:18.13
28.44	33.21	38.31	38.17
250m 2:58.38	300m 3:40.45	350m 4:12.97	400m 4:44.81
40.25	42.07	32.52	31.84
39. Oliver Caddick	16 Chase	4:44.95	559
50m 28.77	100m 1:03.64	150m 1:38.65	200m 2:14.10
28.77	34.87	35.01	35.45
250m 2:56.60	300m 3:39.72	350m 4:12.57	400m 4:44.95
42.50	43.12	32.85	32.38
40. James Froggatt	16 Co Birm'ham	4:45.30	557
50m 30.66	100m 1:03.89	150m -	200m -
30.66	33.23	-	-
250m 2:58.00	300m 3:40.00	350m 4:12.78	400m 4:45.30
1:54.11	42.00	32.78	32.52
41. James Abulencia	15 Co Birm'ham	4:45.42	556
50m 30.21	100m 1:04.66	150m 1:43.87	200m 2:21.96
30.21	34.45	39.21	38.09
250m 3:00.02	300m 3:39.28	350m 4:12.73	400m 4:45.42
38.06	39.26	33.45	32.69
42. Lawrence Elliott	16 Seagulls SC	4:46.46	550
50m 30.27	100m 1:04.51	150m 1:42.76	200m 2:20.43
30.27	34.24	38.25	37.67
250m 3:00.71	300m 3:42.26	350m 4:15.84	400m 4:46.46
40.28	41.55	33.58	30.62
43. Samuel Pyefinch	16 Maxwell	4:46.51	550
50m 29.10	100m 1:03.39	150m 1:40.98	200m 2:17.01
29.10	34.29	37.59	36.03
250m 2:59.78	300m 3:42.05	350m 4:15.42	400m 4:46.51
42.77	42.27	33.37	31.09
44. Alexander Volkovoy	16 Co Salford	4:47.19	546
50m 29.60	100m 1:03.62	150m 1:40.65	200m 2:17.04
29.60	34.02	37.03	36.39
250m 3:00.48	300m 3:43.82	350m 4:16.55	400m 4:47.19
43.44	43.34	32.73	30.64
44. Justin Christie	15 Leatherhead	4:47.19	546
50m 29.71	100m 1:04.23	150m 1:40.88	200m 2:16.33
29.71	34.52	36.65	35.45
250m 2:58.72	300m 3:42.24	350m 4:15.20	400m 4:47.19
42.39	43.52	32.96	31.99
46. Thomas Dixon	16 Leic Sharks	4:47.26	546
50m 29.88	100m 1:02.77	150m 1:40.87	200m 2:18.04
29.88	32.89	38.10	37.17
250m 3:00.12	300m 3:42.93	350m 4:16.22	400m 4:47.26
42.08	42.81	33.29	31.04
47. James Renshaw	16 Lancing Col	4:47.84	542
50m 28.92	100m 1:03.22	150m 1:38.49	200m 2:14.45
28.92	34.30	35.27	35.96
250m 2:55.90	300m 3:40.86	350m 4:15.31	400m 4:47.84
41.45	44.96	34.45	32.53
48. Samuel Grimes	15 Wigan BEST	4:47.92	542
50m 28.52	100m 1:02.05	150m 1:38.02	200m 2:13.55
28.52	33.53	35.97	35.53
250m 2:55.26	300m 3:39.62	350m 4:14.13	400m 4:47.92
41.71	44.36	34.51	33.79
49. William Baines	16 Bo Stockton	4:48.25	540
50m 28.74	100m 1:02.65	150m 1:38.62	200m 2:15.18
28.74	33.91	35.97	36.56
250m 2:57.79	300m 3:42.66	350m 4:15.21	400m 4:48.25
42.61	44.87	32.55	33.04
50. Amos Starkey	16 Gloucester	4:48.45	539
50m 29.56	100m 1:03.76	150m 1:41.81	200m 2:19.01
29.56	34.20	38.05	37.20
250m 3:00.28	300m 3:44.04	350m 4:16.60	400m 4:48.45
41.27	43.76	32.56	31.85
51. Lucas Waligora	16 York City	4:48.74	537
50m 29.30	100m 1:03.96	150m 1:39.49	200m 2:16.14
29.30	34.66	35.53	36.65
250m 2:58.41	300m 3:40.84	350m 4:15.24	400m 4:48.74
42.27	42.43	34.40	33.50
52. Joseph Watkiss	16 Maidenhead	4:49.87	531
50m 30.16	100m 1:04.83	150m 1:41.62	200m 2:18.55
30.16	34.67	36.79	36.93
250m 3:00.37	300m 3:42.35	350m 4:15.89	400m 4:49.87
41.82	41.98	33.54	33.98

Swim England National Winter Championships (25m) 2021


3-5 December | Ponds Forge, Sheffield



53.	Jason Herbert	16	Leamington	4:49.88				531				
	50m 30.12		100m 1:04.99	150m 1:42.93	200m 2:19.31	250m 3:02.06	300m 3:44.76	350m 4:18.25	400m 4:49.88			
	30.12		34.87	37.94	36.38	42.75	42.70	33.49	31.63			
54.	Ivan Hart	15	Millfield	4:50.01				530				
	50m 28.72		100m 1:02.00	150m 1:39.20	200m 2:15.01	250m 3:00.12	300m 3:45.62	350m 4:18.87	400m 4:50.01			
	28.72		33.28	37.20	35.81	45.11	45.50	33.25	31.14			
55.	James Cummings-Candal	16	Portsmouth N	4:50.54				527				
	50m 29.44		100m 1:04.05	150m 1:40.99	200m 2:17.82	250m 2:59.72	300m 3:42.84	350m 4:16.86	400m 4:50.54			
	29.44		34.61	36.94	36.83	41.90	43.12	34.02	33.68			
56.	Daniel McGuinness	15	Basildon Ph	4:51.19				524				
	50m 30.29		100m 1:05.28	150m 1:42.01	200m 2:18.76	250m 3:01.09	300m 3:44.03	350m 4:18.24	400m 4:51.19			
	30.29		34.99	36.73	36.75	42.33	42.94	34.21	32.95			
57.	Jake Chesworth	14	Maxwell	4:51.63				521				
	50m 30.78		100m 1:05.42	150m 1:42.80	200m 2:20.79	250m 3:01.56	300m 3:44.12	350m 4:18.90	400m 4:51.63			
	30.78		34.64	37.38	37.99	40.77	42.56	34.78	32.73			
58.	Charlie Toms	15	Maxwell	4:52.10				519				
	50m 30.04		100m 1:04.72	150m 1:41.84	200m 2:18.16	250m 3:02.16	300m 3:45.68	350m 4:19.60	400m 4:52.10			
	30.04		34.68	37.12	36.32	44.00	43.52	33.92	32.50			
59.	Oren Jones	15	Crawley	4:52.14				519				
	50m 29.69		100m 1:04.85	150m 1:45.12	200m 2:22.85	250m 3:02.48	300m 3:43.21	350m 4:18.80	400m 4:52.14			
	29.69		35.16	40.27	37.73	39.63	40.73	35.59	33.34			
60.	Oliver Greaves	14	Wrekin Coll	4:53.53				511				
	50m 29.73		100m 1:04.95	150m 1:41.33	200m 2:17.91	250m 3:01.48	300m 3:46.19	350m 4:20.13	400m 4:53.53			
	29.73		35.22	36.38	36.58	43.57	44.71	33.94	33.40			
61.	Leo White	16	Chester Le S	4:56.05				498				
	50m 30.16		100m 1:05.65	150m 1:44.16	200m 2:20.99	250m 3:04.42	300m 3:48.81	350m 4:23.44	400m 4:56.05			
	30.16		35.49	38.51	36.83	43.43	44.39	34.63	32.61			
62.	Louis Thorne	14	Co Bristol	5:02.79				466				
	50m 29.79		100m 1:05.10	150m 1:43.17	200m 2:20.34	250m 3:03.66	300m 3:48.21	350m 4:25.82	400m 5:02.79			
	29.79		35.31	38.07	37.17	43.32	44.55	37.61	36.97			
	Connor Thorpe	16	Co Sheffield	DNC								
	George Chapman	16	Plymouth Lea	DNC								
	Christian Duetoft	16	Leatherhead	DNC								
	Edward Whittles	15	Chelsea&West	DNC								
	James Shevchenko	16	Royal Wolv	DQ 8								

Swim England National Winter
Championships (25m) 2021


3-5 December | Ponds Forge, Sheffield

**EVENT 301 Women Open 400m IM****Senior Championship**

Place	Name	AaD	Club	Time	FINA Pt
1.	Lily Booker	20	Loughboro Un	4:42.99	766
	50m 29.77	100m 1:04.97	150m 1:40.96	200m 2:16.05	250m 2:54.88
	29.77	35.20	35.99	35.09	38.83
					300m 3:34.47
					350m 4:09.36
					400m 4:42.99
					33.63
2.	Amelia Monaghan	19	Co Sheffield	4:44.62	753
	50m 30.31	100m 1:05.32	150m 1:42.14	200m 2:18.21	250m 2:57.23
	30.31	35.01	36.82	36.07	39.02
					300m 3:37.26
					350m 4:11.70
					400m 4:44.62
					32.92
3.	Amber Keegan	24	Co Sheffield	4:45.45	746
	50m 30.43	100m 1:04.87	150m 1:41.26	200m 2:16.39	250m 2:55.94
	30.43	34.44	36.39	35.13	39.55
					300m 3:36.73
					350m 4:11.78
					400m 4:45.45
					33.67
4.	Beatrice Varley	18	Plymouth Lea	4:46.43	738
	50m 31.11	100m 1:06.80	150m 1:42.64	200m 2:18.26	250m 2:59.14
	31.11	35.69	35.84	35.62	40.88
					300m 3:40.80
					350m 4:13.86
					400m 4:46.43
					32.57
5.	Rachel Anderson	19	Loughboro Un	4:48.18	725
	50m 30.25	100m 1:05.47	150m 1:40.96	200m 2:16.20	250m 2:59.03
	30.25	35.22	35.49	35.24	42.83
					300m 3:42.38
					350m 4:15.48
					400m 4:48.18
					32.70
6.	Frances Newe	18	Birm'ham Uni	4:48.39	723
	50m 30.25	100m 1:05.12	150m 1:41.77	200m 2:17.75	250m 2:59.01
	30.25	34.87	36.65	35.98	41.26
					300m 3:40.52
					350m 4:15.13
					400m 4:48.39
					33.26
7.	Lara Thomson	16	Co Leeds	4:48.51	722
	50m 31.18	100m 1:06.84	150m 1:45.15	200m 2:22.34	250m 3:02.45
	31.18	35.66	38.31	37.19	40.11
					300m 3:43.15
					350m 4:16.36
					400m 4:48.51
					32.15
8.	Carys O'Reilly	18	Co Leicester	4:50.49	708
	50m 30.53	100m 1:05.38	150m 1:42.14	200m 2:19.27	250m 2:59.91
	30.53	34.85	36.76	37.13	40.64
					300m 3:41.63
					350m 4:16.61
					400m 4:50.49
					33.88
9.	Leah Schlosshan	16	Co Leeds	4:50.70	706
	50m 31.47	100m 1:07.21	150m 1:46.24	200m 2:24.57	250m 3:04.14
	31.47	35.74	39.03	38.33	39.57
					300m 3:45.42
					350m 4:18.87
					400m 4:50.70
					31.83
10.	Abigail Miles	17	Co Sheffield	4:51.73	699
	50m 30.60	100m 1:06.70	150m 1:43.98	200m 2:20.83	250m 3:01.43
	30.60	36.10	37.28	36.85	40.60
					300m 3:43.36
					350m 4:18.15
					400m 4:51.73
					33.58
11.	Ella Dyson	17	Wycombe Dist	4:51.84	698
	50m 30.99	100m 1:06.60	150m 1:43.42	200m 2:19.00	250m 3:02.71
	30.99	35.61	36.82	35.58	43.71
					300m 3:45.88
					350m 4:19.66
					400m 4:51.84
					32.18
12.	Evie Dilley	15	Bo Stockton	4:52.20	695
	50m 31.00	100m 1:07.11	150m 1:42.99	200m 2:18.07	250m 3:01.14
	31.00	36.11	35.88	35.08	43.07
					300m 3:45.55
					350m 4:18.97
					400m 4:52.20
					33.23
13.	Ella McEver	16	Camden Swiss	4:53.56	686
	50m 31.44	100m 1:07.10	150m 1:45.06	200m 2:21.79	250m 3:03.17
	31.44	35.66	37.96	36.73	41.38
					300m 3:44.64
					350m 4:19.92
					400m 4:53.56
					33.64
14.	Georgia Gussey	17	Co Bristol	4:54.13	682
	50m 31.60	100m 1:06.40	150m 1:45.66	200m 2:23.89	250m 3:03.97
	31.60	34.80	39.26	38.23	40.08
					300m 3:45.33
					350m 4:20.36
					400m 4:54.13
					33.77
15.	Maisie Thornton	18	SurreyUni SC	4:55.50	672
	50m 30.41	100m 1:05.29	150m 1:44.37	200m 2:22.24	250m 3:04.22
	30.41	34.88	39.08	37.87	41.98
					300m 3:47.66
					350m 4:22.56
					400m 4:55.50
					32.94
16.	Phoebe Cooper	13	Co Sheffield	4:55.74	671
	50m 30.31	100m 1:05.60	150m 1:42.94	200m 2:20.82	250m 3:01.88
	30.31	35.29	37.34	37.88	41.06
					300m 3:44.65
					350m 4:20.81
					400m 4:55.74
					34.93
17.	Faye McDonagh	17	Bo Stockton	4:56.47	666
	50m 30.45	100m 1:06.31	150m 1:44.23	200m 2:21.97	250m 3:04.22
	30.45	35.86	37.92	37.74	42.25
					300m 3:47.54
					350m 4:21.93
					400m 4:56.47
					34.54
18.	Merissa Booth	16	Wycombe Dist	4:56.66	664
	50m 30.94	100m 1:06.35	150m 1:44.61	200m 2:21.30	250m 3:05.02
	30.94	35.41	38.26	36.69	43.72
					300m 3:48.77
					350m 4:23.71
					400m 4:56.66
					32.95
19.	Kiera Noon	21	Co Bristol	4:56.81	663
	50m 29.74	100m 1:04.25	150m 1:42.18	200m 2:20.04	250m 3:03.71
	29.74	34.51	37.93	37.86	43.67
					300m 3:47.91
					350m 4:23.01
					400m 4:56.81
					33.80
20.	Amy Corcoran	19	Loughboro Un	4:58.16	655
	50m 30.80	100m 1:06.31	150m 1:45.24	200m 2:23.50	250m 3:05.88
	30.80	35.51	38.93	38.26	42.38
					300m 3:49.19
					350m 4:24.23
					400m 4:58.16
					33.93
21.	Rachel Hornby	17	Wigan BEST	4:58.70	651
	50m 31.58	100m 1:06.96	150m -	200m 2:25.52	250m 3:05.36
	31.58	35.38	-	1:18.56	39.84
					300m 3:47.87
					350m 4:23.50
					400m 4:58.70
					35.20
22.	Annabelle Wilkinson	16	Co Sheffield	4:58.98	649
	50m 30.30	100m 1:05.88	150m 1:43.94	200m 2:22.39	250m 3:05.71
	30.30	35.58	38.06	38.45	43.32
					300m 3:49.53
					350m 4:24.58
					400m 4:58.98
					34.40
23.	Ruby Stephenson	14	Co Milton K	4:59.15	648
	50m 31.94	100m 1:09.07	150m 1:46.54	200m 2:23.14	250m 3:05.40
	31.94	37.13	37.47	36.60	42.26
					300m 3:47.90
					350m 4:23.89
					400m 4:59.15
					35.26
24.	Olivia Clare	18	Co Manch Aq	4:59.45	646
	50m 31.09	100m 1:07.03	150m 1:45.29	200m 2:22.96	250m 3:05.74
	31.09	35.94	38.26	37.67	42.78
					300m 3:49.35
					350m 4:24.57
					400m 4:59.45
					34.88

Swim England National Winter
Championships (25m) 2021

3-5 December | Ponds Forge, Sheffield



25.	Natalie Sanford	17	St Felix Sch	4:59.77	644					
	50m 31.25	100m 1:07.51	150m 1:46.22	200m 2:23.61	250m 3:05.39	300m 3:48.25	350m 4:24.20	400m 4:59.77		
	31.25	36.26	38.71	37.39	41.78	42.86	35.95	35.57		
26.	Holly Gregory	19	Co Sheffield	5:00.15	642					
	50m 31.51	100m 1:08.19	150m 1:46.00	200m 2:24.10	250m 3:06.18	300m 3:48.80	350m 4:24.54	400m 5:00.15		
	31.51	36.68	37.81	38.10	42.08	42.62	35.74	35.61		
27.	Olivia Martin	15	Mt Kelly	5:00.68	638					
	50m 31.23	100m 1:08.54	150m 1:47.39	200m 2:25.15	250m 3:08.84	300m 3:52.66	350m 4:27.88	400m 5:00.68		
	31.23	37.31	38.85	37.76	43.69	43.82	35.22	32.80		
28.	Holly Robinson	16	Mt Kelly	5:00.73	638					
	50m 33.07	100m 1:11.02	150m 1:51.34	200m 2:29.46	250m 3:10.49	300m 3:52.32	350m 4:27.84	400m 5:00.73		
	33.07	37.95	40.32	38.12	41.03	41.83	35.52	32.89		
29.	Isabelle Jopson	18	Romford Town	5:00.82	637					
	50m 31.19	100m 1:07.44	150m 1:46.08	200m 2:24.45	250m 3:09.03	300m 3:54.07	350m 4:28.20	400m 5:00.82		
	31.19	36.25	38.64	38.37	44.58	45.04	34.13	32.62		
30.	Evangeline Belt	15	Plymouth Lea	5:00.85	637					
	50m 31.94	100m 1:08.38	150m 1:46.88	200m 2:24.83	250m 3:09.06	300m 3:53.39	350m 4:28.04	400m 5:00.85		
	31.94	36.44	38.50	37.95	44.23	44.33	34.65	32.81		
31.	Kate Morris	16	Nova Cent'n	5:00.90	637					
	50m 31.86	100m 1:06.46	150m 1:44.11	200m 2:22.31	250m 3:04.80	300m 3:49.55	350m 4:25.43	400m 5:00.90		
	31.86	34.60	37.65	38.20	42.49	44.75	35.88	35.47		
32.	Lana Broekhoven	18	Plymouth Lea	5:01.25	635					
	50m 30.63	100m 1:06.66	150m 1:44.68	200m 2:22.84	250m 3:05.32	300m 3:49.76	350m 4:25.98	400m 5:01.25		
	30.63	36.03	38.02	38.16	42.48	44.44	36.22	35.27		
33.	Olivia Molden	17	Stockport Mo	5:01.49	633					
	50m 32.26	100m 1:09.12	150m 1:47.28	200m 2:24.98	250m 3:07.35	300m 3:50.73	350m 4:26.40	400m 5:01.49		
	32.26	36.86	38.16	37.70	42.37	43.38	35.67	35.09		
34.	Sophie Main	17	Mt Kelly	5:01.52	633					
	50m 32.70	100m 1:12.04	150m 1:50.72	200m 2:28.33	250m 3:10.68	300m 3:53.73	350m 4:28.43	400m 5:01.52		
	32.70	39.34	38.68	37.61	42.35	43.05	34.70	33.09		
35.	Gemma Dilks	16	Tiverton	5:01.80	631					
	50m 31.56	100m 1:08.52	150m 1:47.70	200m 2:26.47	250m 3:08.62	300m 3:52.09	350m 4:27.62	400m 5:01.80		
	31.56	36.96	39.18	38.77	42.15	43.47	35.53	34.18		
36.	Matilda Ransome	15	Co Cambridge	5:01.92	630					
	50m 31.20	100m 1:06.90	150m 1:45.49	200m 2:25.26	250m 3:07.75	300m 3:50.87	350m 4:26.97	400m 5:01.92		
	31.20	35.70	38.59	39.77	42.49	43.12	36.10	34.95		
37.	Jessie-Leigh Jenks	16	Royal Wolv	5:01.97	630					
	50m 30.92	100m 1:06.78	150m 1:46.19	200m 2:25.40	250m 3:06.93	300m 3:50.86	350m 4:27.14	400m 5:01.97		
	30.92	35.86	39.41	39.21	41.53	43.93	36.28	34.83		
37.	Eja Coe	15	Derventio	5:01.97	630					
	50m 30.91	100m 1:07.01	150m 1:46.85	200m 2:25.47	250m 3:11.04	300m 3:56.06	350m 4:29.90	400m 5:01.97		
	30.91	36.10	39.84	38.62	45.57	45.02	33.84	32.07		
39.	Tia Keightley	17	Co Leicester	5:02.11	629					
	50m 31.49	100m 1:09.16	150m 1:47.42	200m 2:25.12	250m 3:06.98	300m 3:50.48	350m 4:27.41	400m 5:02.11		
	31.49	37.67	38.26	37.70	41.86	43.50	36.93	34.70		
40.	Megan Speirs	17	Nova Cent'n	5:02.34	628					
	50m 31.92	100m 1:07.88	150m 1:47.26	200m 2:26.90	250m 3:10.02	300m 3:54.30	350m 4:29.00	400m 5:02.34		
	31.92	35.96	39.38	39.64	43.12	44.28	34.70	33.34		
41.	Louise Bressler	15	Guildford Ct	5:02.40	627					
	50m 33.36	100m 1:13.62	150m 1:52.48	200m 2:31.25	250m 3:11.30	300m 3:52.66	350m 4:28.52	400m 5:02.40		
	33.36	40.26	38.86	38.77	40.05	41.36	35.86	33.88		
42.	Ruby Griffiths	15	Mt Kelly	5:02.45	627					
	50m 32.64	100m 1:08.86	150m 1:48.59	200m 2:26.58	250m 3:10.26	300m 3:54.17	350m 4:28.88	400m 5:02.45		
	32.64	36.22	39.73	37.99	43.68	43.91	34.71	33.57		
43.	Chloe Harris	16	Royal Wolv	5:02.99	624					
	50m 30.07	100m 1:05.31	150m 1:44.68	200m 2:22.95	250m 3:06.10	300m 3:50.52	350m 4:27.31	400m 5:02.99		
	30.07	35.24	39.37	38.27	43.15	44.42	36.79	35.68		
44.	Millie Checkley	17	Co Birm'ham	5:03.41	621					
	50m 31.72	100m 1:08.64	150m 1:49.73	200m 2:28.92	250m 3:11.89	300m 3:55.40	350m 4:30.85	400m 5:03.41		
	31.72	36.92	41.09	39.19	42.97	43.51	35.45	32.56		
45.	Ruby Wheeler	15	Plymouth Lea	5:03.90	618					
	50m 32.24	100m 1:09.52	150m 1:50.28	200m 2:29.47	250m 3:11.99	300m 3:55.60	350m 4:30.56	400m 5:03.90		
	32.24	37.28	40.76	39.19	42.52	43.61	34.96	33.34		
46.	Chloe Hirst	18	Bo Kirklees	5:04.03	617					
	50m 32.97	100m 1:10.33	150m 1:50.51	200m 2:29.11	250m 3:11.80	300m 3:55.16	350m 4:29.73	400m 5:04.03		
	32.97	37.36	40.18	38.60	42.69	43.36	34.57	34.30		
47.	Molly Francis	20	Loughboro Un	5:04.29	616					
	50m 31.94	100m 1:08.45	150m 1:47.57	200m 2:28.28	250m 3:09.61	300m 3:53.00	350m 4:29.93	400m 5:04.29		
	31.94	36.51	39.12	40.71	41.33	43.39	36.93	34.36		
48.	Hannah Poulter	18	Brighton	5:04.60	614					
	50m 33.95	100m 1:12.78	150m 1:51.96	200m 2:30.62	250m 3:13.61	300m 3:56.18	350m 4:30.89	400m 5:04.60		
	33.95	38.83	39.18	38.66	42.99	42.57	34.71	33.71		
49.	Madison Johnson	16	Donc Dartes	5:04.63	614					
	50m 30.80	100m 1:06.73	150m 1:46.58	200m 2:25.00	250m 3:09.12	300m 3:54.09	350m 4:30.04	400m 5:04.63		
	30.80	35.93	39.85	38.42	44.12	44.97	35.95	34.59		
50.	Tilly Hansen-Hamilton	19	Guildford Ct	5:04.73	613					
	50m 31.43	100m 1:07.76	150m 1:46.35	200m 2:24.36	250m 3:06.95	300m 3:51.20	350m 4:28.44	400m 5:04.73		
	31.43	36.33	38.59	38.01	42.59	44.25	37.24	36.29		
51.	Lotta Schulze	14	Mt Kelly	5:05.74	607					
	50m 31.68	100m 1:10.10	150m 1:50.31	200m 2:29.65	250m 3:10.81	300m 3:53.03	350m 4:29.79	400m 5:05.74		
	31.68	38.42	40.21	39.34	41.16	42.22	36.76	35.95		

Swim England National Winter
Championships (25m) 2021

3-5 December | Ponds Forge, Sheffield



52.	Nuria Nasarre	15	Plymouth Lea	5:05.80	607					
	50m 31.46	100m 1:07.64	150m 1:48.54	200m 2:28.72	250m 3:11.88	300m 3:55.70	350m 4:31.74	400m 5:05.80		
	31.46	36.18	40.90	40.18	43.16	43.82	36.04	34.06		
53.	Yasmine Sheffield	17	Leic Sharks	5:05.95	606					
	50m 30.55	100m 1:05.98	150m 1:45.94	200m 2:24.90	250m 3:09.56	300m 3:55.63	350m 4:31.20	400m 5:05.95		
	30.55	35.43	39.96	38.96	44.66	46.07	35.57	34.75		
54.	Abigail Jackson	18	Birm'ham Uni	5:06.09	605					
	50m 31.93	100m 1:08.69	150m 1:48.93	200m 2:29.16	250m 3:11.92	300m 3:55.95	350m 4:31.74	400m 5:06.09		
	31.93	36.76	40.24	40.23	42.76	44.03	35.79	34.35		
55.	Hazel-Anne Carter	13	Wycombe Dist	5:06.13	605					
	50m 33.43	100m 1:12.03	150m 1:51.67	200m 2:30.25	250m 3:12.57	300m 3:55.05	350m 4:30.80	400m 5:06.13		
	33.43	38.60	39.64	38.58	42.32	42.48	35.75	35.33		
56.	Sophie Trill	14	Stockport Mo	5:06.19	604					
	50m 31.72	100m 1:08.90	150m 1:49.14	200m 2:28.85	250m 3:14.43	300m 3:59.87	350m 4:33.53	400m 5:06.19		
	31.72	37.18	40.24	39.71	45.58	45.44	33.66	32.66		
57.	Charlotte White	16	West Suffolk	5:06.45	603					
	50m 31.43	100m 1:08.19	150m 1:48.53	200m 2:28.19	250m 3:11.82	300m 3:55.95	350m 4:32.13	400m 5:06.45		
	31.43	36.76	40.34	39.66	43.63	44.13	36.18	34.32		
58.	Pia Summers-Newton	15	Northampton	5:06.46	603					
	50m 33.24	100m 1:11.61	150m 1:51.18	200m 2:31.16	250m 3:14.17	300m 3:56.19	350m 4:32.44	400m 5:06.46		
	33.24	38.37	39.57	39.98	43.01	42.02	36.25	34.02		
59.	Katie Lee	13	Co Salford	5:06.53	602					
	50m 33.10	100m 1:11.48	150m 1:50.78	200m 2:29.09	250m 3:13.34	300m 3:57.51	350m 4:32.78	400m 5:06.53		
	33.10	38.38	39.30	38.31	44.25	44.17	35.27	33.75		
60.	Oriana Wheeler	16	Beau Sejour	5:06.62	602					
	50m 31.32	100m 1:08.17	150m 1:48.54	200m 2:27.84	250m 3:12.61	300m 3:57.47	350m 4:33.49	400m 5:06.62		
	31.32	36.85	40.37	39.30	44.77	44.86	36.02	33.13		
61.	Ines Guimond-Beetham	13	Camden Swiss	5:07.09	599					
	50m 31.40	100m 1:08.52	150m 1:48.55	200m 2:27.86	250m 3:11.61	300m 3:56.24	350m 4:32.46	400m 5:07.09		
	31.40	37.12	40.03	39.31	43.75	44.63	36.22	34.63		
62.	Ellie O'Keeffe	21	Co Cambridge	5:07.17	599					
	50m 31.33	100m 1:07.66	150m 1:47.44	200m 2:26.45	250m 3:11.00	300m 3:55.76	350m 4:32.22	400m 5:07.17		
	31.33	36.33	39.78	39.01	44.55	44.76	36.46	34.95		
63.	Zara Beaumont	15	Co Hereford	5:07.33	598					
	50m 33.19	100m 1:10.88	150m 1:51.31	200m 2:31.24	250m 3:14.23	300m 3:58.23	350m 4:33.75	400m 5:07.33		
	33.19	37.69	40.43	39.93	42.99	44.00	35.52	33.58		
64.	Sophia Dumont	17	HA Dubai	5:07.35	597					
	50m 32.16	100m 1:09.97	150m 1:50.62	200m 2:30.33	250m 3:13.66	300m 3:56.20	350m 4:32.51	400m 5:07.35		
	32.16	37.81	40.65	39.71	43.33	42.54	36.31	34.84		
65.	Georgia Robertson	16	Co Sheffield	5:07.39	597					
	50m 32.10	100m 1:11.46	150m 1:50.60	200m 2:30.02	250m 3:14.17	300m 3:59.70	350m 4:34.05	400m 5:07.39		
	32.10	39.36	39.14	39.42	44.15	45.53	34.35	33.34		
66.	Charlotte Johnson	18	Mid Sussex	5:07.46	597					
	50m 31.92	100m 1:08.35	150m 1:47.58	200m 2:27.16	250m 3:12.30	300m 3:57.90	350m 4:33.49	400m 5:07.46		
	31.92	36.43	39.23	39.58	45.14	45.60	35.59	33.97		
67.	Sophie Bromley	15	Co Sheffield	5:07.57	596					
	50m 32.91	100m 1:09.57	150m 1:45.29	200m 2:23.08	250m 3:08.70	300m 3:55.29	350m 4:31.79	400m 5:07.57		
	32.91	36.66	35.72	37.79	45.62	46.59	36.50	35.78		
68.	Isabella Woollard	16	Millfield	5:08.19	593					
	50m 31.68	100m 1:08.58	150m 1:46.37	200m 2:23.04	250m 3:09.09	300m 3:56.40	350m 4:33.25	400m 5:08.19		
	31.68	36.90	37.79	36.67	46.05	47.31	36.85	34.94		
69.	Eliza Pinkstone	16	Stockport Mo	5:08.35	592					
	50m 31.16	100m 1:07.98	150m 1:48.08	200m 2:26.58	250m 3:12.43	300m 3:58.55	350m 4:34.20	400m 5:08.35		
	31.16	36.82	40.10	38.50	45.85	46.12	35.65	34.15		
70.	Lucy Hitchin	16	Repton Swim	5:08.79	589					
	50m 33.07	100m 1:10.53	150m 1:47.98	200m 2:25.00	250m 3:11.74	300m 3:58.51	350m 4:34.94	400m 5:08.79		
	33.07	37.46	37.45	37.02	46.74	46.77	36.43	33.85		
71.	Erika Pasakinskaite	15	Bark & Dagen	5:08.90	589					
	50m 30.45	100m 1:06.19	150m 1:46.80	200m 2:26.28	250m 3:10.71	300m 3:55.91	350m 4:33.36	400m 5:08.90		
	30.45	35.74	40.61	39.48	44.43	45.20	37.45	35.54		
72.	Evie Woolley	15	Northampton	5:08.94	588					
	50m 32.12	100m 1:08.65	150m 1:47.10	200m 2:24.70	250m 3:11.79	300m 3:59.78	350m 4:35.16	400m 5:08.94		
	32.12	36.53	38.45	37.60	47.09	47.99	35.38	33.78		
72.	Olivia Sheehan	16	Wigan BEST	5:08.94	588					
	50m 31.41	100m 1:06.94	150m 1:46.36	200m 2:24.86	250m 3:11.44	300m 3:58.39	350m 4:34.76	400m 5:08.94		
	31.41	35.53	39.42	38.50	46.58	46.95	36.37	34.18		
74.	Aimie Quarrie	17	Poole	5:09.13	587					
	50m 33.17	100m 1:11.77	150m 1:50.10	200m 2:27.62	250m 3:11.93	300m 3:57.56	350m 4:34.29	400m 5:09.13		
	33.17	38.60	38.33	37.52	44.31	45.63	36.73	34.84		
75.	Daisy Purchase	15	Rotherham Mo	5:09.77	584					
	50m 32.68	100m 1:10.61	150m 1:50.12	200m 2:28.02	250m 3:12.22	300m 3:57.76	350m 4:35.19	400m 5:09.77		
	32.68	37.93	39.51	37.90	44.20	45.54	37.43	34.58		
75.	Rachel Bradley	18	Bo Stockton	5:09.77	584					
	50m 32.12	100m 1:09.69	150m 1:48.57	200m 2:26.76	250m 3:12.40	300m 3:58.89	350m 4:34.77	400m 5:09.77		
	32.12	37.57	38.88	38.19	45.64	46.49	35.88	35.00		
77.	Lola Mateos-Cantero	16	Maidenhead	5:09.80	583					
	50m 32.65	100m 1:10.27	150m 1:49.49	200m 2:28.89	250m 3:12.89	300m 3:58.13	350m 4:34.66	400m 5:09.80		
	32.65	37.62	39.22	39.40	44.00	45.24	36.53	35.14		
78.	Aviva Hollinsky	13	Plymouth Lea	5:09.91	583					
	50m 33.15	100m 1:11.23	150m 1:50.77	200m 2:28.78	250m 3:14.88	300m 4:01.40	350m 4:37.01	400m 5:09.91		
	33.15	38.08	39.54	38.01	46.10	46.52	35.61	32.90		

Swim England National Winter Championships (25m) 2021

3-5 December | Ponds Forge, Sheffield



79.	Evie Johnson	14	Nova Cent'n	5:10.10		582				
	50m 32.01	100m 1:09.00	150m 1:49.15	200m 2:28.46	250m 3:12.77	300m 3:58.34	350m 4:35.31	400m 5:10.10		
	32.01	36.99	40.15	39.31	44.31	45.57	36.97	34.79		
80.	Alice Weston	15	Wycombe Dist	5:10.17		581				
	50m 32.01	100m 1:09.33	150m 1:48.74	200m 2:27.67	250m 3:15.23	300m 4:01.69	350m 4:36.64	400m 5:10.17		
	32.01	37.32	39.41	38.93	47.56	46.46	34.95	33.53		
81.	Olivia Hunter	17	Ellesmere Co	5:10.31		581				
	50m 32.08	100m 1:07.91	150m 1:48.12	200m 2:28.53	250m 3:15.56	300m 4:01.16	350m 4:36.26	400m 5:10.31		
	32.08	35.83	40.21	40.41	47.03	45.60	35.10	34.05		
82.	Elisha Cookson	17	South Lincs	5:10.56		579				
	50m 31.21	100m 1:08.74	150m 1:51.00	200m 2:30.94	250m 3:13.92	300m 3:58.24	350m 4:34.65	400m 5:10.56		
	31.21	37.53	42.26	39.94	42.98	44.32	36.41	35.91		
83.	Harriet Smith	17	Wrekin Coll	5:10.64		579				
	50m 33.06	100m 1:09.70	150m 1:49.26	200m 2:29.00	250m 3:15.01	300m 4:01.13	350m 4:36.94	400m 5:10.64		
	33.06	36.64	39.56	39.74	46.01	46.12	35.81	33.70		
84.	Niamh Carroll	16	Tadcaster	5:10.77		578				
	50m 32.63	100m 1:10.65	150m 1:50.13	200m 2:29.24	250m 3:14.10	300m 3:59.83	350m 4:35.88	400m 5:10.77		
	32.63	38.02	39.48	39.11	44.86	45.73	36.05	34.89		
85.	Cait Cotter	14	Chelmsford	5:11.65		573				
	50m 32.56	100m 1:10.43	150m 1:49.81	200m 2:27.98	250m 3:13.85	300m 4:00.47	350m 4:36.64	400m 5:11.65		
	32.56	37.87	39.38	38.17	45.87	46.62	36.17	35.01		
86.	Ella Blocksidge	15	Co Salford	5:12.01		571				
	50m 32.64	100m 1:10.92	150m 1:51.04	200m 2:31.13	250m 3:16.93	300m 4:01.37	350m 4:37.61	400m 5:12.01		
	32.64	38.28	40.12	40.09	45.80	44.44	36.24	34.40		
87.	Isabella Shering	15	Co Sheffield	5:12.02		571				
	50m 31.82	100m 1:08.98	150m 1:48.21	200m 2:26.86	250m 3:12.99	300m 3:59.65	350m 4:36.19	400m 5:12.02		
	31.82	37.16	39.23	38.65	46.13	46.66	36.54	35.83		
88.	Anna Oakes	16	Wycombe Dist	5:12.89		566				
	50m 31.72	100m 1:08.91	150m 1:48.98	200m 2:27.38	250m 3:13.01	300m 3:59.61	350m 4:37.13	400m 5:12.89		
	31.72	37.19	40.07	38.40	45.63	46.60	37.52	35.76		
89.	Charlotte Harding	15	Co Coventry	5:14.19		559				
	50m 33.16	100m 1:12.27	150m 1:50.44	200m 2:28.98	250m 3:14.15	300m 4:01.63	350m 4:38.98	400m 5:14.19		
	33.16	39.11	38.17	38.54	45.17	47.48	37.35	35.21		
90.	Jasmine Campbell	16	Newcastle	5:14.51		558				
	50m 34.30	100m 1:11.83	150m 1:51.67	200m 2:30.79	250m 3:17.39	300m 4:02.14	350m 4:39.22	400m 5:14.51		
	34.30	37.53	39.84	39.12	46.60	44.75	37.08	35.29		
91.	Daniela Gough	15	Co Peterboro	5:14.75		556				
	50m 31.60	100m 1:09.55	150m 1:49.97	200m 2:29.51	250m 3:16.08	300m 4:01.61	350m 4:39.02	400m 5:14.75		
	31.60	37.95	40.42	39.54	46.57	45.53	37.41	35.73		
92.	Emily Brook	17	Bo Kirklees	5:18.93		535				
	50m 31.39	100m 1:07.58	150m 1:50.11	200m 2:32.17	250m 3:15.65	300m 4:00.80	350m 4:39.76	400m 5:18.93		
	31.39	36.19	42.53	42.06	43.48	45.15	38.96	39.17		
	Eleanor Kay	15	Bolton Metro	DNC						
	Isobel Shimells	17	KingstonHull	DNC						
	Holly Lamb	16	Ellesmere Co	DNC						
	Mollie Fisher	16	Rotherham Mo	DNC						
	Holly Marshall	15	Lincoln Vulc	DNC						
	Hollie Whaymand	13	Maxwell	DNC						
	Anna Marley	20	Loughboro Un	DNC						
	Molly Roodhouse	22	Truro City	DNC						
	Phoebe Nethercott	16	Co Bristol	DQ 12						
	Eleanor Broughton	15	Ellesmere Co	DQ 12						

Swim England National Winter
Championships (25m) 2021

3-5 December | Ponds Forge, Sheffield

**16 Yrs/Under Age Group - Full Results**

Place	Name	AaD	Club	Time	O	FINA Pt	722	300m	3:43.15	350m	4:16.36	400m	4:48.51
1.	Lara Thomson	16	Co Leeds	4:48.51	O	722	250m 3:02.45	300m 3:43.15	350m 4:16.36	400m 4:48.51			
	50m 31.18	100m 1:06.84	150m 1:45.15	200m 2:22.34			40.11	40.70	33.21				
	31.18	35.66	38.31	37.19									
2.	Leah Schlosshan	16	Co Leeds	4:50.70	O	706	250m 3:04.14	300m 3:45.42	350m 4:18.87	400m 4:50.70			
	50m 31.47	100m 1:07.21	150m 1:46.24	200m 2:24.57			39.57	41.28	33.45				
	31.47	35.74	39.03	38.33									
3.	Evie Dilley	15	Bo Stockton	4:52.20	J	695	250m 3:01.14	300m 3:45.55	350m 4:18.97	400m 4:52.20			
	50m 31.00	100m 1:07.11	150m 1:42.99	200m 2:18.07			43.07	44.41	33.42				
	31.00	36.11	35.88	35.08									
4.	Ella McEver	16	Camden Swiss	4:53.56	J	686	250m 3:03.17	300m 3:44.64	350m 4:19.92	400m 4:53.56			
	50m 31.44	100m 1:07.10	150m 1:45.06	200m 2:21.79			41.38	41.47	35.28				
	31.44	35.66	37.96	36.73									
5.	Phoebe Cooper	13	Co Sheffield	4:55.74	J	671	250m 3:01.88	300m 3:44.65	350m 4:20.81	400m 4:55.74			
	50m 30.31	100m 1:05.60	150m 1:42.94	200m 2:20.82			41.06	42.77	36.16				
	30.31	35.29	37.34	37.88									
6.	Merissa Booth	16	Wycombe Dist	4:56.66	J	664	250m 3:05.02	300m 3:48.77	350m 4:23.71	400m 4:56.66			
	50m 30.94	100m 1:06.35	150m 1:44.61	200m 2:21.30			43.72	43.75	34.94				
	30.94	35.41	38.26	36.69									
7.	Annabelle Wilkinson	16	Co Sheffield	4:58.98	J	649	250m 3:05.71	300m 3:49.53	350m 4:24.58	400m 4:58.98			
	50m 30.30	100m 1:05.88	150m 1:43.94	200m 2:22.39			43.32	43.82	35.05				
	30.30	35.58	38.06	38.45									
8.	Ruby Stephenson	14	Co Milton K	4:59.15	J	648	250m 3:05.40	300m 3:47.90	350m 4:23.89	400m 4:59.15			
	50m 31.94	100m 1:09.07	150m 1:46.54	200m 2:23.14			42.26	42.50	35.99				
	31.94	37.13	37.47	36.60									
9.	Olivia Martin	15	Mt Kelly	5:00.68	J	638	250m 3:08.84	300m 3:52.66	350m 4:27.88	400m 5:00.68			
	50m 31.23	100m 1:08.54	150m 1:47.39	200m 2:25.15			43.69	43.82	35.22				
	31.23	37.31	38.85	37.76									
10.	Holly Robinson	16	Mt Kelly	5:00.73	J	638	250m 3:10.49	300m 3:52.32	350m 4:27.84	400m 5:00.73			
	50m 33.07	100m 1:11.02	150m 1:51.34	200m 2:29.46			41.03	41.83	35.52				
	33.07	37.95	40.32	38.12									
11.	Evangeline Belt	15	Plymouth Lea	5:00.85	J	637	250m 3:09.06	300m 3:53.39	350m 4:28.04	400m 5:00.85			
	50m 31.94	100m 1:08.38	150m 1:46.88	200m 2:24.83			44.23	44.33	34.65				
	31.94	36.44	38.50	37.95									
12.	Kate Morris	16	Nova Cent'n	5:00.90	J	637	250m 3:04.80	300m 3:49.55	350m 4:25.43	400m 5:00.90			
	50m 31.86	100m 1:06.46	150m 1:44.11	200m 2:22.31			42.49	44.75	35.88				
	31.86	34.60	37.65	38.20									
13.	Gemma Dilks	16	Tiverton	5:01.80		631	250m 3:08.62	300m 3:52.09	350m 4:27.62	400m 5:01.80			
	50m 31.56	100m 1:08.52	150m 1:47.70	200m 2:26.47			42.15	43.47	35.53				
	31.56	36.96	39.18	38.77									
14.	Matilda Ransome	15	Co Cambridge	5:01.92		630	250m 3:07.75	300m 3:50.87	350m 4:26.97	400m 5:01.92			
	50m 31.20	100m 1:06.90	150m 1:45.49	200m 2:25.26			42.49	43.12	36.10				
	31.20	35.70	38.59	39.77									
15.	Jessie-Leigh Jenns	16	Royal Wolv	5:01.97		630	250m 3:06.93	300m 3:50.86	350m 4:27.14	400m 5:01.97			
	50m 30.92	100m 1:06.78	150m 1:46.19	200m 2:25.40			41.53	43.93	36.28				
	30.92	35.86	39.41	39.21									
15.	Eja Coe	15	Derventio	5:01.97		630	250m 3:11.04	300m 3:56.06	350m 4:29.90	400m 5:01.97			
	50m 30.91	100m 1:07.01	150m 1:46.85	200m 2:25.47			45.57	45.02	33.84				
	30.91	36.10	39.84	38.62									
17.	Louise Bressler	15	Guildford Ct	5:02.40		627	250m 3:11.30	300m 3:52.66	350m 4:28.52	400m 5:02.40			
	50m 33.36	100m 1:13.62	150m 1:52.48	200m 2:31.25			40.05	41.36	35.86				
	33.36	40.26	38.86	38.77									
18.	Ruby Griffiths	15	Mt Kelly	5:02.45		627	250m 3:10.26	300m 3:54.17	350m 4:28.88	400m 5:02.45			
	50m 32.64	100m 1:08.86	150m 1:48.59	200m 2:26.58			43.68	43.91	34.71				
	32.64	36.22	39.73	37.99									
19.	Chloe Harris	16	Royal Wolv	5:02.99		624	250m 3:06.10	300m 3:50.52	350m 4:27.31	400m 5:02.99			
	50m 30.07	100m 1:05.31	150m 1:44.68	200m 2:22.95			43.15	44.42	36.79				
	30.07	35.24	39.37	38.27									
20.	Ruby Wheeler	15	Plymouth Lea	5:03.90		618	250m 3:11.99	300m 3:55.60	350m 4:30.56	400m 5:03.90			
	50m 32.24	100m 1:09.52	150m 1:50.28	200m 2:29.47			42.52	43.61	34.96				
	32.24	37.28	40.76	39.19									
21.	Madison Johnson	16	Donc Dartes	5:04.63		614	250m 3:09.12	300m 3:54.09	350m 4:30.04	400m 5:04.63			
	50m 30.80	100m 1:06.73	150m 1:46.58	200m 2:25.00			44.12	44.97	35.95				
	30.80	35.93	39.85	38.42									
22.	Lotta Schulze	14	Mt Kelly	5:05.74		607	250m 3:10.81	300m 3:53.03	350m 4:29.79	400m 5:05.74			
	50m 31.68	100m 1:10.10	150m 1:50.31	200m 2:29.65			41.16	42.22	36.76				
	31.68	38.42	40.21	39.34									
23.	Nuria Nasarre	15	Plymouth Lea	5:05.80		607	250m 3:11.88	300m 3:55.70	350m 4:31.74	400m 5:05.80			
	50m 31.46	100m 1:07.64	150m 1:48.54	200m 2:28.72			43.16	43.82	36.04				
	31.46	36.18	40.90	40.18									
24.	Hazel-Anne Carter	13	Wycombe Dist	5:06.13		605	250m 3:12.57	300m 3:55.05	350m 4:30.80	400m 5:06.13			
	50m 33.43	100m 1:12.03	150m 1:51.67	200m 2:30.25			42.32	42.48	35.75				
	33.43	38.60	39.64	38.58									
25.	Sophie Traill	14	Stockport Mo	5:06.19		604	250m 3:14.43	300m 3:59.87	350m 4:33.53	400m 5:06.19			
	50m 31.72	100m 1:08.90	150m 1:49.14	200m 2:28.85			45.58	45.44	33.66				
	31.72	37.18	40.24	39.71									

Swim England National Winter
Championships (25m) 2021

3-5 December | Ponds Forge, Sheffield

26.	Charlotte White	16	West Suffolk	5:06.45	603					
	50m 31.43	100m 1:08.19	150m 1:48.53	200m 2:28.19	250m 3:11.82	300m 3:55.95	350m 4:32.13	400m 5:06.45		
	31.43	36.76	40.34	39.66	43.63	44.13	36.18	34.32		
27.	Pia Summers-Newton	15	Northampton	5:06.46	603					
	50m 33.24	100m 1:11.61	150m 1:51.18	200m 2:31.16	250m 3:14.17	300m 3:56.19	350m 4:32.44	400m 5:06.46		
	33.24	38.37	39.57	39.98	43.01	42.02	36.25	34.02		
28.	Katie Lee	13	Co Salford	5:06.53	602					
	50m 33.10	100m 1:11.48	150m 1:50.78	200m 2:29.09	250m 3:13.34	300m 3:57.51	350m 4:32.78	400m 5:06.53		
	33.10	38.38	39.30	38.31	44.25	44.17	35.27	33.75		
29.	Oriana Wheeler	16	Beau Sejour	5:06.62	602					
	50m 31.32	100m 1:08.17	150m 1:48.54	200m 2:27.84	250m 3:12.61	300m 3:57.47	350m 4:33.49	400m 5:06.62		
	31.32	36.85	40.37	39.30	44.77	44.86	36.02	33.13		
30.	Ines Guimond-Beetham	13	Camden Swiss	5:07.09	599					
	50m 31.40	100m 1:08.52	150m 1:48.55	200m 2:27.86	250m 3:11.61	300m 3:56.24	350m 4:32.46	400m 5:07.09		
	31.40	37.12	40.03	39.31	43.75	44.63	36.22	34.63		
31.	Zara Beaumont	15	Co Hereford	5:07.33	598					
	50m 33.19	100m 1:10.88	150m 1:51.31	200m 2:31.24	250m 3:14.23	300m 3:58.23	350m 4:33.75	400m 5:07.33		
	33.19	37.69	40.43	39.93	42.99	44.00	35.52	33.58		
32.	Georgia Robertson	16	Co Sheffield	5:07.39	597					
	50m 32.10	100m 1:11.46	150m 1:50.60	200m 2:30.02	250m 3:14.17	300m 3:59.70	350m 4:34.05	400m 5:07.39		
	32.10	39.36	39.14	39.42	44.15	45.53	34.35	33.34		
33.	Sophie Bromley	15	Co Sheffield	5:07.57	596					
	50m 32.91	100m 1:09.57	150m 1:45.29	200m 2:23.08	250m 3:08.70	300m 3:55.29	350m 4:31.79	400m 5:07.57		
	32.91	36.66	35.72	37.79	45.62	46.59	36.50	35.78		
34.	Isabella Woollard	16	Millfield	5:08.19	593					
	50m 31.68	100m 1:08.58	150m 1:46.37	200m 2:23.04	250m 3:09.09	300m 3:56.40	350m 4:33.25	400m 5:08.19		
	31.68	36.90	37.79	36.67	46.05	47.31	36.85	34.94		
35.	Eliza Pinkstone	16	Stockport Mo	5:08.35	592					
	50m 31.16	100m 1:07.98	150m 1:48.08	200m 2:26.58	250m 3:12.43	300m 3:58.55	350m 4:34.20	400m 5:08.35		
	31.16	36.82	40.10	38.50	45.85	46.12	35.65	34.15		
36.	Lucy Hitchin	16	Repton Swim	5:08.79	589					
	50m 33.07	100m 1:10.53	150m 1:47.98	200m 2:25.00	250m 3:11.74	300m 3:58.51	350m 4:34.94	400m 5:08.79		
	33.07	37.46	37.45	37.02	46.74	46.77	36.43	33.85		
37.	Erika Pasakinskaite	15	Bark & Dagen	5:08.90	589					
	50m 30.45	100m 1:06.19	150m 1:46.80	200m 2:26.28	250m 3:10.71	300m 3:55.91	350m 4:33.36	400m 5:08.90		
	30.45	35.74	40.61	39.48	44.43	45.20	37.45	35.54		
38.	Evie Woolley	15	Northampton	5:08.94	588					
	50m 32.12	100m 1:08.65	150m 1:47.10	200m 2:24.70	250m 3:11.79	300m 3:59.78	350m 4:35.16	400m 5:08.94		
	32.12	36.53	38.45	37.60	47.09	47.99	35.38	33.78		
38.	Olivia Sheehan	16	Wigan BEST	5:08.94	588					
	50m 31.41	100m 1:06.94	150m 1:46.36	200m 2:24.86	250m 3:11.44	300m 3:58.39	350m 4:34.76	400m 5:08.94		
	31.41	35.53	39.42	38.50	46.58	46.95	36.37	34.18		
40.	Daisy Purchase	15	Rotherham Mo	5:09.77	584					
	50m 32.68	100m 1:10.61	150m 1:50.12	200m 2:28.02	250m 3:12.22	300m 3:57.76	350m 4:35.19	400m 5:09.77		
	32.68	37.93	39.51	37.90	44.20	45.54	37.43	34.58		
41.	Lola Mateos-Cantero	16	Maidenhead	5:09.80	583					
	50m 32.65	100m 1:10.27	150m 1:49.49	200m 2:28.89	250m 3:12.89	300m 3:58.13	350m 4:34.66	400m 5:09.80		
	32.65	37.62	39.22	39.40	44.00	45.24	36.53	35.14		
42.	Aviva Hollinsky	13	Plymouth Lea	5:09.91	583					
	50m 33.15	100m 1:11.23	150m 1:50.77	200m 2:28.78	250m 3:14.88	300m 4:01.40	350m 4:37.01	400m 5:09.91		
	33.15	38.08	39.54	38.01	46.10	46.52	35.61	32.90		
43.	Evie Johnson	14	Nova Cent'n	5:10.10	582					
	50m 32.01	100m 1:09.00	150m 1:49.15	200m 2:28.46	250m 3:12.77	300m 3:58.34	350m 4:35.31	400m 5:10.10		
	32.01	36.99	40.15	39.31	44.31	45.57	36.97	34.79		
44.	Alice Weston	15	Wycombe Dist	5:10.17	581					
	50m 32.01	100m 1:09.33	150m 1:48.74	200m 2:27.67	250m 3:15.23	300m 4:01.69	350m 4:36.64	400m 5:10.17		
	32.01	37.32	39.41	38.93	47.56	46.46	34.95	33.53		
45.	Niamh Carroll	16	Tadcaster	5:10.77	578					
	50m 32.63	100m 1:10.65	150m 1:50.13	200m 2:29.24	250m 3:14.10	300m 3:59.83	350m 4:35.88	400m 5:10.77		
	32.63	38.02	39.48	39.11	44.86	45.73	36.05	34.89		
46.	Cait Cotter	14	Chelmsford	5:11.65	573					
	50m 32.56	100m 1:10.43	150m 1:49.81	200m 2:27.98	250m 3:13.85	300m 4:00.47	350m 4:36.64	400m 5:11.65		
	32.56	37.87	39.38	38.17	45.87	46.62	36.17	35.01		
47.	Ella Blocksidge	15	Co Salford	5:12.01	571					
	50m 32.64	100m 1:10.92	150m 1:51.04	200m 2:31.13	250m 3:16.93	300m 4:01.37	350m 4:37.61	400m 5:12.01		
	32.64	38.28	40.12	40.09	45.80	44.44	36.24	34.40		
48.	Isabella Shering	15	Co Sheffield	5:12.02	571					
	50m 31.82	100m 1:08.98	150m 1:48.21	200m 2:26.86	250m 3:12.99	300m 3:59.65	350m 4:36.19	400m 5:12.02		
	31.82	37.16	39.23	38.65	46.13	46.66	36.54	35.83		
49.	Anna Oakes	16	Wycombe Dist	5:12.89	566					
	50m 31.72	100m 1:08.91	150m 1:48.98	200m 2:27.38	250m 3:13.01	300m 3:59.61	350m 4:37.13	400m 5:12.89		
	31.72	37.19	40.07	38.40	45.63	46.60	37.52	35.76		
50.	Charlotte Harding	15	Co Coventry	5:14.19	559					
	50m 33.16	100m 1:12.27	150m 1:50.44	200m 2:28.98	250m 3:14.15	300m 4:01.63	350m 4:38.98	400m 5:14.19		
	33.16	39.11	38.17	38.54	45.17	47.48	37.35	35.21		
51.	Jasmine Campbell	16	Newcastle	5:14.51	558					
	50m 34.30	100m 1:11.83	150m 1:51.67	200m 2:30.79	250m 3:17.39	300m 4:02.14	350m 4:39.22	400m 5:14.51		
	34.30	37.53	39.84	39.12	46.60	44.75	37.08	35.29		

Swim England National Winter Championships (25m) 2021

3-5 December | Ponds Forge, Sheffield



52. Daniela Gough	15	Co Peterboro	5:14.75	556						
50m 31.60	100m 1:09.55	150m 1:49.97	200m 2:29.51	250m 3:16.08	300m 4:01.61	350m 4:39.02	400m 5:14.75			
31.60	37.95	40.42	39.54	46.57	45.53	37.41	35.73			
Eleanor Kay	15	Bolton Metro	DNC							
Holly Lamb	16	Ellesmere Co	DNC							
Mollie Fisher	16	Rotherham Mo	DNC							
Holly Marshall	15	Lincoln Vulc	DNC							
Hollie Whaymand	13	Maxwell	DNC							
Phoebe Nethercott	16	Co Bristol	DQ 15							
Eleanor Broughton	15	Ellesmere Co	DQ 15							

Swim England National Winter
Championships (25m) 2021


3-5 December | Ponds Forge, Sheffield

**EVENT 304 Men Open 50m Butterfly****Senior Championship**

Place	Name	AaD	Club	Time	FINA Pt
1.	Jacob Peters	21	Bath NC	22.57	894
2.	Matthew Richards	19	Bath NC	23.40	803
3.	Jamie Ingram	23	Co Manch Aq	23.82	761
4.	Joshua Gammon	18	Bath Univ	23.90	753
5.	Calvin Fry	17	Mt Kelly	24.12	733
6.	Aaron Fox	20	Co Sheffield	24.15	730
7.	A Cameron-Calvo	26	Portsmouth N	24.19	726
8.	Ryan Flanagan	27	East Leeds	24.28	718
9.	Joel Watterson	22	lo Man	24.35	712
10.	Christopher Finch	24	SurreyUni SC	24.37	710
11.	Nicholas Finch	15	Chelsea&West	24.49	700
12.	Jacob Jackson	23	Co Birm'ham	24.50	699
13.	James Woodward	21	Hatfield	24.51	698
14.	Alex Cohoon	19	Loughboro Un	24.56	694
14.	Thomas Bloor	24	Loughboro Un	24.56	694
14.	Adam Metcaif	20	Loughboro Un	24.56	694
17.	Michael Klimaszewski	17	Hatfield	24.61	690
18.	Cameron Brooks-Clarke	22	Co Sheffield	24.64	687
19.	Ned Sharp	18	Skipton	24.68	684
20.	Tobi Sijuade	19	Bath Univ	24.71	681
20.	Thomas Beeley	22	Plymouth Lea	24.71	681
22.	Michael Ripper	20	Loughboro Un	24.80	674
23.	Samuel Lawman	26	East Leeds	24.95	662
24.	Charles Messenger	25	Wycombe Dist	24.96	661
25.	Richard Farthing	19	Loughboro Un	24.98	660
25.	Benjamin Tritton	21	SurreyUni SC	24.98	660
27.	Sam Townsend	17	Mt Kelly	25.00	658
28.	Mark Edmundson	20	Team Bath AS	25.04	655
29.	Alexander Painter	17	Millfield	25.05	654
29.	Shakil Giordani	19	Co Manch Aq	25.05	654
31.	Luke Stacey	23	Shiverers	25.07	653
32.	James Cleaver	16	Beckenham	25.08	652
32.	Robbie Hemmings	17	Poole	25.08	652
34.	Daniel Morley	20	Derwentside	25.09	651
35.	Harry Robinson	17	Mt Kelly	25.10	650
36.	Patrick Heeks	18	Pershore	25.15	646
36.	Joseph Massey	27	Alton & Dist	25.15	646
36.	Harry Jones	21	Co Norwich	25.15	646
39.	Samuel Tucker	17	Wycombe Dist	25.16	646
40.	Sebastian Rawes	17	AbingdonVale	25.19	643
41.	Cameron Lewis	19	Gloucester	25.21	642
42.	Jack Allan	18	Loughboro Un	25.23	640
43.	William Graham	20	Tadcaster	25.24	639
44.	Luca De Zilva	18	Leic Sharks	25.25	639
45.	Charlie Summer	16	Dereham	25.32	633
45.	Callum Rayment	22	Plymouth Lea	25.32	633
47.	Lucas Dyson-Diaz	21	Hatfield	25.34	632
48.	Daniel Gencas	18	Bark & Dagen	25.36	630
49.	David O'Loughlin	17	Millfield	25.37	630
50.	Jake Hutchinson	15	Ellesmere Co	25.38	629
51.	Sean Simmons	16	Bristol Hen	25.39	628
51.	Kieran Grant	16	Bev Barracud	25.39	628
53.	Malachi Cohen	18	StPauls Sch	25.40	627
54.	Ellis Morgan	18	Wycombe Dist	25.41	627
55.	Benjamin Green	17	Watford SC	25.45	624
56.	Joe Stott	22	East Leeds	25.50	620
57.	Aryaan Din	18	Bath Univ	25.51	619
58.	Solomon Williams	16	Millfield	25.52	619
58.	Jake Thomas-Mansfield	21	Birm'ham Uni	25.52	619
58.	Matthew Holland	23	Wolv'hampton	25.52	619
61.	Matthew Titman	20	Co Cambridge	25.53	618
62.	Finley Allman	16	Co Sheffield	25.55	616
63.	Louis McAuliffe	17	Leamington	25.56	616
64.	Matus Mydlar	16	Co Milton K	25.57	615
64.	Cameron Williams	17	Dartmoor DA	25.57	615
66.	Sam Cornish	17	Enfield Sq	25.60	613
67.	Tom Downs	22	Co Sheffield	25.61	612
67.	Metin Mahmutoglu	17	Chelsea&West	25.61	612
69.	Arun Oelkers	16	Mt Kelly	25.64	610
69.	Edwin Foudil	24	Warwick Uni	25.64	610
71.	Sam Crew	19	Swansea Aq	25.65	609
72.	Alexander Morris	22	Swansea Uni	25.66	608

Swim England National Winter
Championships (25m) 2021


3-5 December | Ponds Forge, Sheffield



73. Ashley Donaldson	17 Altrincham	25.68	607
74. Ethan Thompson	16 HA Dubai	25.69	606
74. Harry Nicholson	17 Newcastle	25.69	606
74. Ellis Cleworth	17 Co Liverpool	25.69	606
77. Jon-Paul Davis	18 Dartmoor DA	25.70	606
78. Joseph Bradshaw	23 AbingdonVale	25.72	604
79. Ben Rowett	20 SurreyUni SC	25.74	603
80. Sonny Chamberlain-Hyde	18 Seagulls SC	25.77	601
81. Benjamin Prosser	21 Loughboro Un	25.79	599
82. Adam Kandil	15 HA Dubai	25.81	598
82. Abduljabar Adama	13 Mt Kelly	25.81	598
84. Callum Davis	21 Bishop Stort	25.84	596
84. Dylan Reeve	16 Mt Kelly	25.84	596
86. Thomas English	17 Chester Le S	25.85	595
87. Jamie Ewart	25 AFSHartlepol	25.88	593
88. Matthew Baker	15 West Suffolk	25.89	592
89. Adam Lawton	18 Plymouth Lea	25.93	590
90. Oliver Richardson	17 East Grins'd	25.95	588
91. Henry Gray	15 Chelsea&West	25.96	588
92. Lewis Warner	16 Bassettlaw SS	25.98	586
92. Thomas Page	17 West Suffolk	25.98	586
94. Mehmet Zeren	15 Brompton	25.99	586
95. Oliver Henry Shead	16 Plymouth Lea	26.00	585
95. William Ellard	15 St Felix Sch	26.00	585
97. James Hart	17 Plymouth Lea	26.04	582
98. Aidan Carroll	21 Plymouth Lea	26.05	582
99. Carl Smith	23 Morley	26.06	581
100. Callum Broadhead	14 Donc Dartes	26.09	579
101. Alex Mason	16 Mt Kelly	26.10	578
101. Jack Ashurst	17 Tynemouth	26.10	578
103. Dominic Morgan	16 Leatherhead	26.13	576
104. Samuel Ellis	16 Plymouth Lea	26.14	576
105. Lauchlan Parrott	14 Millfield	26.18	573
106. Felix Brockdorff	15 Guildford Ct	26.19	572
107. Joshua Bailey	16 Repton Swim	26.20	572
108. Christopher Williamson	16 Co Cambridge	26.23	570
109. Oliver Saunders	16 Team Bath AS	26.24	569
110. Adam Wood	19 Co Sheffield	26.26	568
111. Thomas Maskell	15 Derwentside	26.30	565
112. Jacob Sell	16 Co Bristol	26.32	564
113. Dexter Poole	16 Team Bath AS	26.33	563
114. Maxwell Adams	16 Team Bath AS	26.43	557
115. Albert Branch	16 Sevenoaks	26.45	556
116. Toby Mayfield	17 York City	26.46	555
117. Ryan Coles	16 Daventry	26.48	554
118. Jack Allman	15 Co Oxford	26.50	552
119. James Sproston	16 Erith & Dist	26.51	552
119. Joseph Kenny	16 St Felix Sch	26.51	552
121. Samuel Pyefinch	16 Maxwell	26.52	551
122. Alexandru Chiriac	16 Poole	26.54	550
123. Matthew Aldred	16 Watford SC	26.57	548
124. Leo Ferguson	15 Millfield	26.62	545
124. Damon Elliott	17 DunmowAtlant	26.62	545
126. Max Looker	15 Poole	26.63	544
127. Ross Murray	16 Mid Sussex	26.64	544
128. Tom Jobling	15 Durham City	26.69	541
129. Daniel Jackson	15 Bo Kirklees	26.74	538
130. Berk Emre Paker	16 Plymouth Lea	26.79	535
131. Charlie Toms	15 Maxwell	26.80	534
132. Nevan Chou	16 Bromley	26.81	533
132. Davey Unwin	15 Stockport Mo	26.81	533
134. Matthew Haynes	16 Wigan BEST	26.83	532
134. Callum Atkinson	18 Newcastle	26.83	532
136. Daniel Stevens	16 Bev Barracud	26.85	531
137. Owen Whiteley	15 Co Manch Aq	26.86	530
138. Logan Winter	16 Portsmouth N	26.88	529
138. Maddox Roberts	15 Witham Dolph	26.88	529
140. Alessandro D'Onofrio	13 Mt Kelly	26.89	529
141. Joseph Garfield	16 Bo Waltham F	26.92	527
142. Benjamin Haughton	16 Co Manch Aq	26.93	526
143. Owain Edwards	15 Mt Kelly	26.95	525
144. Georgi Raykin	16 Bo Newham	26.97	524
144. Tom Arkwright	16 Leyland Barr	26.97	524
144. Ben Howell	16 Woking	26.97	524
147. Roman Parham	16 Brighton	27.00	522
148. Jaedon Lynch	16 Sevenoaks	27.03	521
149. Kynan Tallec-Botos	15 Brompton	27.06	519
150. Harry Morgan-Hughes	16 Dartmoor DA	27.10	516
151. Ben Newcombe	16 Gloucester	27.15	514

Swim England National Winter
Championships (25m) 2021

3-5 December | Ponds Forge, Sheffield



152. Euan Macleod	16	Shiverers	27.22	510
153. James Robinson	16	Co Leeds	27.23	509
154. Charlie Collins	15	Wigan BEST	27.45	497
154. Samuel Smith	14	Skipton	27.45	497
156. Joshua Atotileto	15	Bo Newham	27.46	496
157. Adriano Saettone Prado	16	Millfield	27.69	484
158. William Rudd	18	Chelsea&West	28.00	468
Anthony Whittall	16	HA Dubai	DNC	
Christian Duetoft	16	Leatherhead	DNC	

16 Yrs/Under Age Group - Full Results

Place	Name	AaD	Club	Time	FINA Pt
1.	Nicholas Finch	15	Chelsea&West	24.49	700
2.	James Cleaver	16	Beckenham	25.08	652
3.	Charlie Summer	16	Dereham	25.32	633
4.	Jake Hutchinson	15	Ellesmere Co	25.38	629
5.	Sean Simmons	16	Bristol Hen	25.39	628
5.	Kieran Grant	16	Bev Barracud	25.39	628
7.	Solomon Williams	16	Millfield	25.52	619
8.	Finley Allman	16	Co Sheffield	25.55	616
9.	Matus Mydliar	16	Co Milton K	25.57	615
10.	Arun Oelkers	16	Mt Kelly	25.64	610
11.	Ethan Thompson	16	HA Dubai	25.69	606
12.	Adam Kandil	15	HA Dubai	25.81 SO 25.54	598
12.	Abduljabar Adama	13	Mt Kelly	25.81 SO 25.50	598
14.	Dylan Reeve	16	Mt Kelly	25.84	596
15.	Matthew Baker	15	West Suffolk	25.89	592
16.	Henry Gray	15	Chelsea&West	25.96	588
17.	Lewis Warner	16	Bassetlaw SS	25.98	586
18.	Mehmet Zeren	15	Brompton	25.99	586
19.	Oliver Henry Shead	16	Plymouth Lea	26.00	585
19.	William Ellard	15	St Felix Sch	26.00	585
21.	Callum Broadhead	14	Donc Dartes	26.09	579
22.	Alex Mason	16	Mt Kelly	26.10	578
23.	Dominic Morgan	16	Leatherhead	26.13	576
24.	Samuel Ellis	16	Plymouth Lea	26.14	576
25.	Lauchlan Parrott	14	Millfield	26.18	573
26.	Felix Brockdorff	15	Guildford Ct	26.19	572
27.	Joshua Bailye	16	Repton Swim	26.20	572
28.	Christopher Williamson	16	Co Cambridge	26.23	570
29.	Oliver Saunders	16	Team Bath AS	26.24	569
30.	Thomas Maskell	15	Derwentside	26.30	565
31.	Jacob Sell	16	Co Bristol	26.32	564
32.	Dexter Poole	16	Team Bath AS	26.33	563
33.	Maxwell Adams	16	Team Bath AS	26.43	557
34.	Albert Branch	16	Sevenoaks	26.45	556
35.	Ryan Coles	16	Daventry	26.48	554
36.	Jack Allman	15	Co Oxford	26.50	552
37.	James Sproston	16	Erith & Dist	26.51	552
37.	Joseph Kenny	16	St Felix Sch	26.51	552
39.	Samuel Pyefinch	16	Maxwell	26.52	551
40.	Alexandru Chiriac	16	Poole	26.54	550
41.	Matthew Aldred	16	Watford SC	26.57	548
42.	Leo Ferguson	15	Millfield	26.62	545
43.	Max Looker	15	Poole	26.63	544
44.	Ross Murray	16	Mid Sussex	26.64	544
45.	Tom Jobling	15	Durham City	26.69	541
46.	Daniel Jackson	15	Bo Kirklees	26.74	538
47.	Berk Emre Paker	16	Plymouth Lea	26.79	535
48.	Charlie Toms	15	Maxwell	26.80	534
49.	Nevan Chou	16	Bromley	26.81	533
49.	Davey Unwin	15	Stockport Mo	26.81	533
51.	Matthew Haynes	16	Wigan BEST	26.83	532
52.	Daniel Stevens	16	Bev Barracud	26.85	531
53.	Owen Whiteley	15	Co Manch Aq	26.86	530
54.	Logan Winter	16	Portsmouth N	26.88	529
54.	Maddox Roberts	15	Witham Dolph	26.88	529
56.	Alessandro D'Onofrio	13	Mt Kelly	26.89	529
57.	Joseph Garfield	16	Bo Waltham F	26.92	527
58.	Benjamin Haughton	16	Co Manch Aq	26.93	526
59.	Owain Edwards	15	Mt Kelly	26.95	525
60.	Georgi Raykin	16	Bo Newham	26.97	524
60.	Tom Arkwright	16	Leyland Barr	26.97	524
60.	Ben Howell	16	Woking	26.97	524
63.	Roman Parham	16	Brighton	27.00	522
64.	Jaedon Lynch	16	Sevenoaks	27.03	521
65.	Kynan Tallec-Botos	15	Brompton	27.06	519

Swim England National Winter Championships (25m) 2021


3-5 December | Ponds Forge, Sheffield



66.	Harry Morgan-Hughes	16	Dartmoor DA	27.10	516
67.	Ben Newcombe	16	Gloucester	27.15	514
68.	Euan Macleod	16	Shiverers	27.22	510
69.	James Robinson	16	Co Leeds	27.23	509
70.	Charlie Collins	15	Wigan BEST	27.45	497
70.	Samuel Smith	14	Skipton	27.45	497
72.	Joshua Atotileto	15	Bo Newham	27.46	496
73.	Adriano Saettone Prado	16	Millfield	27.69	484
	Anthony Whittall	16	HA Dubai	DNC	
	Christian Duetoft	16	Leatherhead	DNC	

Swim England National Winter
Championships (25m) 2021

3-5 December | Ponds Forge, Sheffield

**EVENT 303 Women Open 50m Butterfly****Senior Championship**

Place	Name	AaD	Club	Time	FINA Pt
1.	Jessica Calderbank	24	Co Manch Aq	26.97	738
2.	Emily Crane	23	Coalville	27.03	733
3.	Katie Latham	24	Bromley	27.04	732
4.	Georgina Pryor	23	Derventio	27.12	726
5.	Isabelle Goodwin	17	Co Leeds	27.18	721
6.	Betsy Wizard	18	Northampton	27.29	713
7.	Milly Scotchbrook	21	Braunstone	27.44	701
8.	Catherine Eland	17	Poole	27.50	696
9.	Sophie Freeman	17	Plymouth Lea	27.53	694
10.	Leah Whittaker	16	Mt Kelly	27.58	690
				0	
11.	Hollie Widdows	15	Mt Kelly	27.71	681
12.	Aimee Canny	18	Plymouth Lea	27.74	678
12.	Jennifer Horn	18	Co Lincoln P	27.74	678
14.	Maisie Elliott	18	Loughboro Un	27.78	675
15.	Harriet Rogers	17	Newcastle	27.81	673
16.	Alma Dahl	16	Plymouth Lea	27.87	669
17.	Emily Barclay	24	Co Manch Aq	27.92	665
18.	Ella Chown	18	S Bourmem'th	28.13	651
19.	Skye Carter	14	Basildon Ph	28.18	647
20.	Emma Croker	16	South Lincs	28.20	646
21.	Charlotte Berry	17	Co Sheffield	28.22	644
22.	Isabel Iley	16	Hackney	28.23	644
23.	Natalie Sanford	17	St Felix Sch	28.25	642
24.	Ella Williams	17	Preston	28.26	642
24.	Jade Qursha	14	HA Dubai	28.26	642
26.	Sacha Thomas	18	Co Norwich	28.28	640
27.	Zahra Davies	15	Millfield	28.30	639
27.	Ellie Tennant	20	Long Eaton	28.30	639
27.	Sara Kalawska	18	Hatfield	28.30	639
27.	Annabel Smith	18	Bromley	28.30	639
31.	Leah Evans	16	Co Bristol	28.31	638
32.	Blythe Kinsman	14	Mt Kelly	28.32	638
33.	Anna Farrow	16	Ellesmere Co	28.33	637
34.	Emily Ford	19	SurreyUni SC	28.34	636
35.	Orlaith McAndrew	15	HA Dubai	28.38	633
35.	Kate Mills	23	Loughboro Un	28.38	633
37.	Izabella Okaro	15	Sevenoaks	28.40	632
38.	Jessica Woodward	18	Hatfield	28.41	631
38.	Laura Dickinson	16	Mt Kelly	28.41	631
40.	Jasmine Iley	20	Brighton	28.44	629
40.	Olivia Marshall	19	Io Man	28.44	629
42.	Jessica Cross	20	Swansea Uni	28.46	628
43.	Phoebe Cooper	13	Co Sheffield	28.48	627
44.	Aimee Brownridge	17	Plymouth Lea	28.49	626
45.	Kate Baxter	18	Winchester	28.51	625
46.	Laura Le Cras	18	Guernsey	28.54	623
47.	Constance Phillips	15	Nova Cent'n	28.55	622
48.	Charlotte Smith	14	Norwich Swan	28.57	621
49.	Georgia Pease	19	Swansea Uni	28.59	620
50.	Jade Blake	18	Mt Kelly	28.61	618
51.	Mabli Collyer	13	Swansea Aq	28.65	616
51.	Amelia Robertson	17	Newcastle	28.65	616
51.	Hannah Woodcock	17	Pershore	28.65	616
54.	Annabella Cottrell	15	Gwich Royals	28.66	615
55.	Georgia Holgate	14	Co Cambridge	28.67	614
56.	Annabel Dewhurst	15	Anaconda	28.68	614
56.	Charlotte Taylor	24	Warwick Uni	28.68	614
56.	Ashley Ransome	26	Hatfield	28.68	614
59.	Lucy Thornton	22	Ealing	28.71	612
60.	Caitlyn Fry	17	Mt Kelly	28.72	611
61.	Josephine Klein	16	Mt Kelly	28.73	611
61.	Erika Pasakinskaite	15	Bark & Dagen	28.73	611
63.	Olivia Lloyd-Jones	16	Satellite	28.74	610
64.	Abigail Jolley	19	Leeds Uni	28.76	609
65.	Chloe Harris	16	Royal Wolv	28.78	607
66.	Jessica Shaw	16	Co Peterboro	28.83	604
67.	Lily Scott	17	TigersJersey	28.85	603
67.	Halle Harris	14	Winchester	28.85	603
69.	Rebecca Amor	18	Copeland	28.86	602
69.	Emily Mears-Bentley	17	Co Leicester	28.86	602
71.	Jessica Lawton	15	Co Bristol	28.87	602
72.	Martha Sell	15	Co Bristol	28.94	597

Swim England National Winter
Championships (25m) 2021

3-5 December | Ponds Forge, Sheffield



73. Jemma Bain	16 Caradon	28.96	596
74. Madison Johnson	16 Donc Dartes	28.99	594
75. Annabel Chan	14 Millfield	29.00	594
76. Lara Mills	17 Maidenhead	29.02	592
77. Charlotte Moores	18 Guildford Ct	29.03	592
77. Valeria Giron	16 Hatfield	29.03	592
79. Anna Stansfield	18 Leatherhead	29.04	591
80. Paige Fenton	18 Skipton	29.05	591
81. Rhiannon Evans	17 Millfield	29.06	590
82. Olivia Newman-Baronius	15 Putteridge	29.07	589
83. Molly Staples	17 Beau Sejour	29.08	589
83. Lucy Fox	15 Wycombe Dist	29.08	589
83. Hattie Varley	16 Burnley BOBC	29.08	589
86. Ella Thornburg	15 Littleh'pton	29.09	588
87. Elena Eardley	15 Guildford Ct	29.11	587
88. Matilda Bogle	15 teamipswich	29.12	586
88. Lucy Cannavan	17 Co Manch Aq	29.12	586
90. Becky Watson	15 Bo Stockton	29.13	586
90. Amber Downham	16 Plymouth Lea	29.13	586
90. Beth Hall	16 Cleethorpes	29.13	586
93. Despoina Giannakaki	14 Co Milton K	29.14	585
94. Hannah Peter	18 Swansea Aq	29.15	585
94. Isabella Moore	16 Street	29.15	585
96. Ciara Wookey	17 Colchester	29.17	583
97. Zoë Cawsey	22 Plymouth Lea	29.19	582
98. Hazel Macgonigal	18 Birm'ham Uni	29.27	577
99. Poppy Baybutt	16 Maxwell	29.28	577
100. Thomasina Grove	15 Chelsea&West	29.29	576
101. Lottie Roberts	14 Guildford Ct	29.34	573
102. Paige Austin-Burrows	15 Rushmoor Ryl	29.36	572
103. Connie Milburn	15 Harrogate	29.39	570
104. Beth Robinson	15 Stockport Mo	29.40	570
105. Amelia Osborne	16 Rotherham Mo	29.41	569
106. Ella McNamara	18 Poole	29.42	569
107. Toluwani Adelaja	15 Barnet Copt	29.44	567
107. Eliza Pinkstone	16 Stockport Mo	29.44	567
109. Eloise Cole	13 Modemian	29.47	566
109. Arabella Ward	15 Mt Kelly	29.47	566
111. Imogen Viney	17 Co Birm'ham	29.48	565
112. Emilia Magliocco	16 Camden Swiss	29.51	563
113. Oriana Wheeler	16 Beau Sejour	29.53	562
114. Abbie Winstanley	19 Co Manch Aq	29.54	562
115. Oriana Noel	17 Plymouth Lea	29.56	561
116. Anna Uren	15 Co Bristol	29.60	558
116. Millie Checkley	17 Co Birm'ham	29.60	558
116. Emily Brook	17 Bo Kirklees	29.60	558
119. Chloe Hirst	18 Bo Kirklees	29.62	557
120. Eve Tinsley	15 Newcastle St	29.67	554
121. Olivia Hunter	17 Ellesmere Co	29.72	552
122. Olivia Gregory	17 Co Derby	29.79	548
123. Abigail Parkinson	17 Tadcaster	29.84	545
124. Alicia Corver	17 Bromley	29.89	542
125. Julie Salah	15 HA Dubai	29.90	542
126. Jessica Mellor	16 Cosacs	29.95	539
127. Tilly Copeland	15 Co Manch Aq	29.97	538
128. Chloe Bradley	17 Lincoln TSA	29.99	537
129. Yasmine Sheffield	17 Leic Sharks	30.03	535
129. Bethan Endicott	16 Mt Kelly	30.03	535
131. Charlotte Wright	16 Louth	30.08	532
132. Kartini Vosshage	18 Loughborough	30.10	531
133. Grace Conroy	16 Mt Kelly	30.36	517
134. Rhiannon Bulpin	16 Gloucester	30.46	512
135. Jo Hobsley	17 Barnet Copt	30.47	512
136. Sophie Johnstone	16 Newcastle	31.05	484
Louise Jones	16 Royal Wolv	DNC	
Lucy Gratten	18 Loughboro Un	DNC	
Evelyn Davis	17 Bromley	DNC	
Isabella Hayes	17 Atlantis	DQ 21	
Naomi Parker	15 Morpeth	DQ 21	

Swim England National Winter
Championships (25m) 2021

3-5 December | Ponds Forge, Sheffield

**16 Yrs/Under Age Group - Full Results**

Place	Name	AaD	Club	Time	O	FINA Pt
1.	Leah Whittaker	16	Mt Kelly	27.58	O	690
2.	Hollie Widdows	15	Mt Kelly	27.71	J	681
3.	Alma Dahl	16	Plymouth Lea	27.87	J	669
4.	Skye Carter	14	Basildon Ph	28.18	J	647
5.	Emma Croker	16	South Lincs	28.20	J	646
6.	Isabel Iley	16	Hackney	28.23	J	644
7.	Jade Qursha	14	HA Dubai	28.26	J	642
8.	Zahra Davies	15	Millfield	28.30	J	639
9.	Leah Evans	16	Co Bristol	28.31	J	638
10.	Blythe Kinsman	14	Mt Kelly	28.32	J	638
11.	Anna Farrow	16	Ellesmere Co	28.33	J	637
12.	Orlaith McAndrew	15	HA Dubai	28.38		633
13.	Izabella Okaro	15	Sevenoaks	28.40		632
14.	Laura Dickinson	16	Mt Kelly	28.41		631
15.	Phoebe Cooper	13	Co Sheffield	28.48		627
16.	Constance Phillips	15	Nova Cent'n	28.55		622
17.	Charlotte Smith	14	Norwich Swan	28.57		621
18.	Mabli Collyer	13	Swansea Aq	28.65		616
19.	Annabella Cottrell	15	Gwich Royals	28.66		615
20.	Georgia Holgate	14	Co Cambridge	28.67		614
21.	Annabel Dewhurst	15	Anaconda	28.68		614
22.	Josephine Klein	16	Mt Kelly	28.73		611
22.	Erika Pasakinskaite	15	Bark & Dagen	28.73		611
24.	Olivia Lloyd-Jones	16	Satellite	28.74		610
25.	Chloe Harris	16	Royal Wolv	28.78		607
26.	Jessica Shaw	16	Co Peterboro	28.83		604
27.	Halle Harris	14	Winchester	28.85		603
28.	Jessica Lawton	15	Co Bristol	28.87		602
29.	Martha Sell	15	Co Bristol	28.94		597
30.	Jemma Bain	16	Caradon	28.96		596
31.	Madison Johnson	16	Donc Dartes	28.99		594
32.	Annabel Chan	14	Millfield	29.00		594
33.	Valeria Giron	16	Hatfield	29.03		592
34.	Olivia Newman-Baronius	15	Putteridge	29.07		589
35.	Lucy Fox	15	Wycombe Dist	29.08		589
35.	Hattie Varley	16	Burnley BOBC	29.08		589
37.	Ella Thornburg	15	Little'pton	29.09		588
38.	Elena Eardley	15	Guildford Ct	29.11		587
39.	Matilda Bogle	15	teamipswich	29.12		586
40.	Becky Watson	15	Bo Stockton	29.13		586
40.	Amber Downham	16	Plymouth Lea	29.13		586
40.	Beth Hall	16	Cleethorpes	29.13		586
43.	Despoina Giannakaki	14	Co Milton K	29.14		585
44.	Isabella Moore	16	Street	29.15		585
45.	Poppy Baybutt	16	Maxwell	29.28		577
46.	Thomasina Grove	15	Chelsea&West	29.29		576
47.	Lottie Roberts	14	Guildford Ct	29.34		573
48.	Paige Austin-Burrows	15	Rushmoor Ryl	29.36		572
49.	Connie Milburn	15	Harrogate	29.39		570
50.	Beth Robinson	15	Stockport Mo	29.40		570
51.	Amelia Osborne	16	Rotherham Mo	29.41		569
52.	Toluwani Adelaja	15	Barnet Copt	29.44		567
52.	Eliza Pinkstone	16	Stockport Mo	29.44		567
54.	Eloise Cole	13	Modernian	29.47		566
54.	Arabella Ward	15	Mt Kelly	29.47		566
56.	Emilia Magliocco	16	Camden Swiss	29.51		563
57.	Oriana Wheeler	16	Beau Sejour	29.53		562
58.	Anna Uren	15	Co Bristol	29.60		558
59.	Eve Tinsley	15	Newcastle St	29.67		554
60.	Julie Salah	15	HA Dubai	29.90		542
61.	Jessica Mellor	16	Cosacss	29.95		539
62.	Tilly Copeland	15	Co Manch Aq	29.97		538
63.	Bethan Endicott	16	Mt Kelly	30.03		535
64.	Charlotte Wright	16	Louth	30.08		532
65.	Grace Conroy	16	Mt Kelly	30.36		517
66.	Rhiannon Bulpin	16	Gloucester	30.46		512
67.	Sophie Johnstone	16	Newcastle	31.05		484
	Louise Jones	16	Royal Wolv	DNC		
	Naomi Parker	15	Morpeth	DQ 22		

Swim England National Winter
Championships (25m) 2021


3-5 December | Ponds Forge, Sheffield

**EVENT 305 Women Open 200m Freestyle****Senior Championship**

Place	Name	AaD	Club	Time	FINA Pt	50	100	150
1.	Aimee Canny	18	Plymouth Lea	1:57.25	835	27.38	57.33	1:27.17
2.	Tamryn Van Selm	17	Millfield	1:58.07	818	28.10	58.01	1:28.02
3.	Jess Podger	20	Loughboro Un	1:59.26	793	28.02	58.22	1:28.51
4.	Mia Slevin	18	Derventio	1:59.37	791	28.54	58.99	1:29.54
5.	Emily Large	20	Bath NC	1:59.85	782	28.13	58.06	1:28.83
6.	Kate Clifton	21	Co Sheffield	1:59.90	781	27.83	58.21	1:29.20
7.	Evelyn Davis	17	Bromley	1:59.91	781	28.42	58.65	1:29.22
8.	Leah Crisp	20	Bath NC	1:59.96	780	28.20	58.35	1:29.19
9.	Jemima Hall	20	Bath Univ	2:00.02	778	28.33	58.99	1:29.85
10.	Megan Barnes	18	Mt Kelly	2:00.55	768	28.39	58.96	1:29.70
11.	Beatrice Varley	18	Plymouth Lea	2:00.89	762	28.21	58.62	1:29.52
12.	Georgina Dennis	19	Loughboro Un	2:01.29	754	28.32	58.69	1:29.73
13.	Gemma Atherley	24	TigersJersey	2:01.50	750	28.19	58.90	1:30.08
14.	Emma Croker	16	South Lincs	2:01.59	749	28.06	58.45	1:29.81
15.	Phyllida Britton	24	Ealing	2:01.76	746	28.97	59.72	1:30.80
16.	Scarlett Orchard	18	Loughboro Un	2:01.91	743	28.59	59.23	1:30.67
17.	Erin Little	16	Mt Kelly	2:02.04	740	28.34	59.53	1:30.74
18.	Isabelle Goodwin	17	Co Leeds	2:02.30	736	28.24	59.55	1:31.01
19.	Abbie Low	19	Loughboro Un	2:02.40	734	28.46	59.37	1:30.69
19.	Charlotte Berry	17	Co Sheffield	2:02.40	734	28.28	59.73	1:31.45
19.	Aimee Hood	17	Co Birm'ham	2:02.40	734	28.19	59.35	1:31.10
22.	Lucy Hedley	17	Newcastle	2:02.41	734	28.15	59.02	1:31.45
23.	Lottie Wynne-Jones	18	Bath Univ	2:02.51	732	28.34	59.08	1:30.79
24.	Aimee Monks	16	Royal Wolv	2:02.97	724	28.27	59.40	1:31.37
25.	Lily Scott	17	TigersJersey	2:02.99	723	28.14	59.29	1:31.46
26.	Lola Davison	18	Newcastle	2:03.14	721	28.50	59.35	1:30.99
27.	Rhiannon Bowen	20	SurreyUni SC	2:03.20	720	28.28	59.66	1:32.11
28.	Marion Hanquet	20	Loughboro Un	2:03.37	717	28.69	59.97	1:31.69
29.	Tiegan Child	19	Bromley	2:03.45	715	29.22	1:00.30	1:32.04
30.	Lucy Fox	15	Wycombe Dist	2:03.47	715	28.95	1:00.38	1:32.14
31.	Alicia Dingle	19	Loughboro Un	2:03.95	707	28.80	59.59	1:31.69
32.	Maisie Elliott	18	Loughboro Un	2:04.05	705	28.97	59.98	1:32.29
33.	Ella Dyson	17	Wycombe Dist	2:04.11	704	29.16	1:00.68	1:32.54
34.	Ellie Walker	20	Loughboro Un	2:04.27	701	28.29	59.82	1:32.15
35.	Natasha Whittall	18	Loughboro Un	2:04.29	701	28.16	58.31	1:30.90
36.	Katie Thompson	19	Co Birm'ham	2:04.31	701	28.94	59.93	1:32.25
37.	Aurelie Honsberger	17	HA Dubai	2:04.37	700	28.81	1:00.17	1:32.16
37.	Lara Thomson	16	Co Leeds	2:04.37	700	28.48	59.81	1:32.29
39.	Emma Van Selm	18	Bromley	2:04.54	697	29.25	1:01.44	1:33.92
40.	Anna Farrow	16	Ellesmere Co	2:04.72	694	28.96	1:00.37	1:32.60
41.	Hollie Widdows	15	Mt Kelly	2:04.78	693	28.37	1:00.05	1:32.84
42.	Amelia Moule	18	Loughboro Un	2:04.79	692	28.78	1:00.22	1:32.61
42.	Ekaterina Price	20	Bath Univ	2:04.79	692	29.15	1:00.48	1:32.90
44.	Emily Mears-Bentley	17	Co Leicester	2:04.80	692	28.95	1:00.36	1:32.68
45.	Lydia Parker	17	Winchester	2:04.82	692	28.86	1:00.15	1:32.59
46.	Georgia Robertson	16	Co Sheffield	2:04.83	692	28.94	1:00.33	1:32.60
47.	Isla McIntosh	15	HA Dubai	2:04.89	691	28.38	59.54	1:32.01
48.	Annabel Pilgrim	15	Elmbridge	2:04.96	690	28.42	59.95	1:32.61
49.	Nicole Ryan	23	Guildford Ct	2:05.28	684	29.50	1:01.52	1:33.53
50.	Sophie Davies	14	Millfield	2:05.29	684	28.55	1:00.20	1:32.76
51.	Amy West	17	Stockport Mo	2:05.31	684	29.53	1:01.15	1:33.65
52.	Charlotte Hall	19	Derventio	2:05.41	682	29.22	1:01.11	1:34.68
53.	Mia Goodale	15	Winchester	2:05.53	680	28.64	1:00.57	1:33.16
54.	Fleur Lewis	18	Ellesmere Co	2:05.66	678	29.10	1:01.56	1:34.30
55.	Evie Floate	16	Plymouth Lea	2:05.91	674	28.90	1:00.89	1:33.87
56.	Laurie Devine	15	Leic Sharks	2:05.92	674	29.41	1:00.93	1:32.85
57.	Isabel Blackhurst	14	A.N.T. SC	2:05.94	674	28.52	59.52	1:32.16
58.	Amelia Brian	16	Ellesmere Co	2:06.15	670	29.13	1:01.14	1:33.83
59.	Charlotte Roome	14	Derventio	2:06.27	668	28.74	1:00.36	1:33.42
60.	Emily Forwood	17	Mt Kelly	2:06.30	668	28.83	1:00.42	1:33.24
61.	Sophia Jackson	17	Sutton Cheam	2:06.39	666	28.75	1:00.76	1:33.87
62.	Jessica Humm	15	Bracknell	2:06.42	666	29.27	1:00.93	1:34.06
63.	Karys-Rose Bunn	15	teamipswich	2:06.44	666	28.78	1:00.95	1:34.25
63.	Harriet Oxley	16	Co Leicester	2:06.44	666	29.67	1:02.26	1:34.65
65.	Georgina Chadwick	17	Co Sheffield	2:06.45	666	29.13	1:01.27	1:34.45
66.	Rosie Richards	15	Rushmoor Ryl	2:06.49	665	29.41	1:01.56	1:34.56
67.	Pearle Griffiths	18	Guildford Ct	2:06.57	664	29.82	1:01.77	1:34.41
68.	Sophie Main	17	Mt Kelly	2:06.62	663	29.76	1:01.73	1:34.34
69.	Francesca Baber	15	Flitwick	2:06.63	663	29.14	1:01.28	1:34.36
69.	Darcy Revitt	16	Guildford Ct	2:06.63	663	28.06	1:00.77	1:33.70
71.	Evie Dilley	15	Bo Stockton	2:06.73	661	28.62	1:00.11	1:33.23

Swim England National Winter
Championships (25m) 2021


3-5 December | Ponds Forge, Sheffield



72. Lilie Chambers	17	Sevenoaks	2:06.83	660	29.78	1:02.38	1:34.56
73. Isabelle Jopson	18	Romford Town	2:06.96	658	29.64	1:01.99	1:34.73
74. Ruby Wheeler	15	Plymouth Lea	2:06.98	657	29.64	1:02.07	1:34.83
75. Emily Shuttleworth	18	Team Bath AS	2:07.10	655	29.33	1:01.15	1:33.82
76. Isla Jones	14	Co Sheffield	2:07.16	654	29.65	1:01.32	1:34.73
77. Amelia Rodd	19	Co Sheffield	2:07.19	654	28.92	1:00.73	1:34.31
78. Emily Johnson	15	Sevenside	2:07.22	654	28.67	1:00.92	1:34.26
78. Ashleigh Baillie	15	Co Sheffield	2:07.22	654	29.28	1:01.28	1:34.37
80. Katie Leary	17	Royal Wolv	2:07.26	653	29.48	1:01.33	1:34.07
81. Lola Oke	17	Ellesmere Co	2:07.32	652	29.17	1:01.06	1:34.26
82. Eleanor Kay	15	Bolton Metro	2:07.46	650	28.79	1:00.97	1:34.42
83. Amber Downham	16	Plymouth Lea	2:07.55	648	29.23	1:01.59	1:34.61
84. Grace Greenhalf	14	Co Norwich	2:07.56	648	29.60	1:02.05	1:34.82
85. Sara Fente-Damers	16	Elmbridge	2:07.62	647	29.16	1:00.86	1:34.16
86. Eve Tinsley	15	Newcastle St	2:07.67	647	29.68	1:02.06	1:34.91
87. Millie Fields	17	Bishop Stort	2:07.84	644	29.36	1:01.51	1:34.75
88. Liberty Gordon	17	Rushmoor Ryl	2:07.86	644	29.59	1:01.91	1:34.90
89. Zoe Ryan	16	Guildford Ct	2:08.04	641	29.93	1:02.96	1:35.96
90. Leah Bowen	15	Mt Kelly	2:08.07	641	29.26	1:02.14	1:35.72
90. Kirsten Powell	16	Millfield	2:08.07	641	29.27	1:02.14	1:35.48
92. Beth Hall	16	Cleethorpes	2:08.14	640	29.88	1:02.66	1:35.84
93. Lola Burns	15	Beckenham	2:08.17	639	29.58	1:02.24	1:35.70
94. Orlaith McAndrew	15	HA Dubai	2:08.23	638	29.56	1:01.73	1:34.87
95. Madison Rens	14	Co Liverpool	2:08.29	637	29.60	1:02.29	1:35.72
96. Libby Harris	17	Leatherhead	2:08.31	637	28.76	1:00.93	1:34.40
97. Zara Beaumont	15	Co Hereford	2:08.39	636	29.74	1:01.70	1:35.16
98. Lacey Roberts	14	Plymouth Lea	2:08.40	636	30.03	1:02.34	1:35.79
99. Ella Took	17	Newcastle	2:08.47	635	29.65	1:01.85	1:35.03
99. Lucy Allix	15	Barnstaple	2:08.47	635	29.16	1:01.35	1:34.65
101. Ruby Knight	15	Bo Kirklees	2:08.50	634	29.61	1:02.05	1:35.43
102. Evangeline Belt	15	Plymouth Lea	2:08.56	633	30.18	1:03.07	1:36.64
103. Emma Fleming	16	Millfield	2:08.62	632	29.34	1:01.62	1:35.41
104. Alicia Massie	16	Repton Swim	2:08.63	632	29.34	1:01.86	1:35.65
105. Ella Homan	14	Co Birm'ham	2:08.69	631	29.40	1:01.71	1:35.93
106. Isabella Woollard	16	Millfield	2:08.70	631	30.38	1:03.00	1:36.03
107. Alice Young	13	Guildford Ct	2:08.71	631	29.37	1:01.93	1:35.51
108. Harriet Salisbury	17	Co Peterboro	2:08.72	631	29.82	1:02.26	1:34.92
109. Annabelle Compton	13	Wycombe Dist	2:08.73	631	29.50	1:02.30	1:35.87
110. Adel Zakrzewski	18	Co Norwich	2:08.77	630	29.95	1:02.96	1:36.38
111. Nemone Rogers	16	Mt Kelly	2:08.93	628	29.27	1:01.41	1:34.89
112. Amber Witcombe	16	Soundwell	2:09.01	627	29.03	1:01.86	1:35.76
113. Lola Proctor	17	Sutton Cheam	2:09.20	624	29.20	1:01.68	1:35.28
114. Mia Burslem	15	Co Liverpool	2:09.21	624	28.92	1:02.01	1:36.11
115. Holly Lamb	16	Ellesmere Co	2:09.27	623	30.06	1:02.76	1:36.03
116. Harmony Torrington	17	Repton Swim	2:09.43	621	29.12	1:01.18	1:35.07
117. Daisy Purchase	15	Rotherham Mo	2:09.46	620	31.52	1:04.71	1:37.40
118. Bryony Lowe	16	Ellesmere Co	2:09.49	620	29.67	1:02.55	1:36.38
119. Rue Fowler	16	Team Bath AS	2:09.71	617	29.03	1:01.24	1:35.22
120. Phoebe Cooper	13	Co Sheffield	2:09.75	616	28.59	1:00.96	1:35.45
121. Merissa Booth	16	Wycombe Dist	2:09.82	615	29.58	1:01.58	1:35.03
122. Millie Foster	16	Derwentside	2:09.94	613	28.94	1:01.46	1:35.59
123. Ruby Griffiths	15	Mt Kelly	2:10.05	612	30.17	1:02.99	1:36.90
124. Emily McWilliam	16	Seagulls SC	2:10.12	611	29.48	1:02.74	1:36.75
125. Jessica-Jane Applegate	25	Co Norwich	2:10.20	610	29.48	1:01.73	1:35.75
126. Abigail Parkinson	17	Tadcaster	2:10.37	607	30.38	1:03.39	1:36.79
127. Hannah Cromhout	17	Millfield	2:10.41	607	28.98	1:01.41	1:35.55
128. Charlotte Fakkal	16	Leatherhead	2:10.44	606	29.64	1:02.54	1:36.51
129. Macy Yoxall	16	Bo Barnsley	2:10.48	606	29.97	1:02.86	1:36.64
130. Alice Toon	16	Co Birm'ham	2:10.49	606	28.52	1:01.19	1:35.77
131. Katie Rawnsley	16	Co Liverpool	2:10.67	603	30.07	1:03.27	1:36.86
132. Eja Coe	15	Derventio	2:10.97	599	30.23	1:03.76	1:37.82
133. Lucy Dixon	16	Co Salford	2:10.98	599	29.67	1:02.50	1:36.78
134. Sophie Traill	14	Stockport Mo	2:11.15	596	30.38	1:03.99	1:38.17
135. Emily Menlove	15	Winchester	2:11.21	596	29.70	1:02.73	1:37.17
136. Laura Dickinson	16	Mt Kelly	2:11.28	595	29.81	1:02.68	1:36.92
137. Darcy Leonard	13	Guildford Ct	2:11.34	594	29.74	1:03.03	1:37.22
138. Jessica Arundale	16	Barnet Copt	2:11.42	593	30.35	1:03.65	1:37.75
139. Naia Legarda	14	HA Dubai	2:11.70	589	28.84	1:02.17	1:37.16
140. Carys Graville	16	Millfield	2:12.05	584	30.26	1:03.25	1:38.14
141. Mollie Fisher	16	Rotherham Mo	2:12.39	580	29.83	1:03.25	1:37.80
142. Grace Conroy	16	Mt Kelly	2:12.77	575	29.65	1:03.12	1:38.34
143. Ruby Greenhalf	16	Co Norwich	2:13.00	572	29.91	1:03.26	1:37.90
144. Eliza Pinkstone	16	Stockport Mo	2:13.05	571	30.73	1:03.99	1:38.56
145. Alice Weston	15	Wycombe Dist	2:13.82	561	31.07	1:05.21	1:39.72
146. Ella Blocksidge	15	Co Salford	2:14.19	557	31.14	1:05.10	1:40.18
Naomi McGuire	16	Ellesmere Co	DNC				
Lara Turner	16	Co Bristol	DNC				
Hermione Roe	16	Mt Kelly	DNC				
Charlotte Johnson	18	Mid Sussex	DNC				

Swim England National Winter
Championships (25m) 2021

3-5 December | Ponds Forge, Sheffield



Imogen Viney	17	Co Birm'ham	DNC
Sacha Thomas	18	Co Norwich	DNC
Abbie Wood	22	Loughboro NC	DNC

16 Yrs/Under Age Group - Full Results

Place	Name	AaD	Club	Time	FINA Pt	50	100	150
1.	Emma Croker	16	South Lincs	2:01.59	749	28.06	58.45	1:29.81
2.	Erin Little	16	Mt Kelly	2:02.04	740	28.34	59.53	1:30.74
3.	Aimee Monks	16	Royal Wolv	2:02.97	724	28.27	59.40	1:31.37
4.	Lucy Fox	15	Wycombe Dist	2:03.47	715	28.95	1:00.38	1:32.14
5.	Lara Thomson	16	Co Leeds	2:04.37	700	28.48	59.81	1:32.29
6.	Anna Farrow	16	Ellesmere Co	2:04.72	694	28.96	1:00.37	1:32.60
7.	Hollie Widdows	15	Mt Kelly	2:04.78	693	28.37	1:00.05	1:32.84
8.	Georgia Robertson	16	Co Sheffield	2:04.83	692	28.94	1:00.33	1:32.60
9.	Isla McIntosh	15	HA Dubai	2:04.89	691	28.38	59.54	1:32.01
10.	Annabel Pilgrim	15	Elmbridge	2:04.96	690	28.42	59.95	1:32.61
11.	Sophie Davies	14	Millfield	2:05.29	684	28.55	1:00.20	1:32.76
12.	Mia Goodale	15	Winchester	2:05.53	680	28.64	1:00.57	1:33.16
13.	Evie Floate	16	Plymouth Lea	2:05.91	674	28.90	1:00.89	1:33.87
14.	Laurie Devine	15	Leic Sharks	2:05.92	674	29.41	1:00.93	1:32.85
15.	Isabel Blackhurst	14	A.N.T. SC	2:05.94	674	28.52	59.52	1:32.16
16.	Amelia Brian	16	Ellesmere Co	2:06.15	670	29.13	1:01.14	1:33.83
17.	Charlotte Roome	14	Derventio	2:06.27	668	28.74	1:00.36	1:33.42
18.	Jessica Humm	15	Bracknell	2:06.42	666	29.27	1:00.93	1:34.06
19.	Karys-Rose Bunn	15	teamipswich	2:06.44	666	28.78	1:00.95	1:34.25
19.	Harriet Oxley	16	Co Leicester	2:06.44	666	29.67	1:02.26	1:34.65
21.	Rosie Richards	15	Rushmoor Ryl	2:06.49	665	29.41	1:01.56	1:34.56
22.	Francesca Baber	15	Flitwick	2:06.63	663	29.14	1:01.28	1:34.36
22.	Darcy Revitt	16	Guildford Ct	2:06.63	663	28.06	1:00.77	1:33.70
24.	Evie Dilley	15	Bo Stockton	2:06.73	661	28.62	1:00.11	1:33.23
25.	Ruby Wheeler	15	Plymouth Lea	2:06.98	657	29.64	1:02.07	1:34.83
26.	Isla Jones	14	Co Sheffield	2:07.16	654	29.65	1:01.32	1:34.73
27.	Emily Johnson	15	Sevenside	2:07.22	654	28.67	1:00.92	1:34.26
27.	Ashleigh Baillie	15	Co Sheffield	2:07.22	654	29.28	1:01.28	1:34.37
29.	Eleanor Kay	15	Bolton Metro	2:07.46	650	28.79	1:00.97	1:34.42
30.	Amber Downham	16	Plymouth Lea	2:07.55	648	29.23	1:01.59	1:34.61
31.	Grace Greenhalf	14	Co Norwich	2:07.56	648	29.60	1:02.05	1:34.82
32.	Sara Fente-Damers	16	Elmbridge	2:07.62	647	29.16	1:00.86	1:34.16
33.	Eve Tinsley	15	Newcastle St	2:07.67	647	29.68	1:02.06	1:34.91
34.	Zoe Ryan	16	Guildford Ct	2:08.04	641	29.93	1:02.96	1:35.96
35.	Leah Bowen	15	Mt Kelly	2:08.07	641	29.26	1:02.14	1:35.72
35.	Kirsten Powell	16	Millfield	2:08.07	641	29.27	1:02.14	1:35.48
37.	Beth Hall	16	Cleethorpes	2:08.14	640	29.88	1:02.66	1:35.84
38.	Lola Burns	15	Beckenham	2:08.17	639	29.58	1:02.24	1:35.70
39.	Orlaith McAndrew	15	HA Dubai	2:08.23	638	29.56	1:01.73	1:34.87
40.	Madison Rens	14	Co Liverpool	2:08.29	637	29.60	1:02.29	1:35.72
41.	Zara Beaumont	15	Co Hereford	2:08.39	636	29.74	1:01.70	1:35.16
42.	Lacey Roberts	14	Plymouth Lea	2:08.40	636	30.03	1:02.34	1:35.79
43.	Lucy Allix	15	Barnstaple	2:08.47	635	29.16	1:01.35	1:34.65
44.	Ruby Knight	15	Bo Kirklees	2:08.50	634	29.61	1:02.05	1:35.43
45.	Evangelina Belt	15	Plymouth Lea	2:08.56	633	30.18	1:03.07	1:36.64
46.	Emma Fleming	16	Millfield	2:08.62	632	29.34	1:01.62	1:35.41
47.	Alicia Massie	16	Repton Swim	2:08.63	632	29.34	1:01.86	1:35.65
48.	Ella Homan	14	Co Birm'ham	2:08.69	631	29.40	1:01.71	1:35.93
49.	Isabella Woollard	16	Millfield	2:08.70	631	30.38	1:03.00	1:36.03
50.	Alice Young	13	Guildford Ct	2:08.71	631	29.37	1:01.93	1:35.51
51.	Annabelle Compton	13	Wycombe Dist	2:08.73	631	29.50	1:02.30	1:35.87
52.	Nemone Rogers	16	Mt Kelly	2:08.93	628	29.27	1:01.41	1:34.89
53.	Amber Witcombe	16	Soundwell	2:09.01	627	29.03	1:01.86	1:35.76
54.	Mia Burslem	15	Co Liverpool	2:09.21	624	28.92	1:02.01	1:36.11
55.	Holly Lamb	16	Ellesmere Co	2:09.27	623	30.06	1:02.76	1:36.03
56.	Daisy Purchase	15	Rotherham Mo	2:09.46	620	31.52	1:04.71	1:37.40
57.	Bryony Lowe	16	Ellesmere Co	2:09.49	620	29.67	1:02.55	1:36.38
58.	Rue Fowler	16	Team Bath AS	2:09.71	617	29.03	1:01.24	1:35.22
59.	Phoebe Cooper	13	Co Sheffield	2:09.75	616	28.59	1:00.96	1:35.45
60.	Merissa Booth	16	Wycombe Dist	2:09.82	615	29.58	1:01.58	1:35.03
61.	Millie Foster	16	Derwentside	2:09.94	613	28.94	1:01.46	1:35.59
62.	Ruby Griffiths	15	Mt Kelly	2:10.05	612	30.17	1:02.99	1:36.90
63.	Emily McWilliam	16	Seagulls SC	2:10.12	611	29.48	1:02.74	1:36.75
64.	Charlotte Fakkal	16	Leatherhead	2:10.44	606	29.64	1:02.54	1:36.51
65.	Macy Yoxall	16	Bo Barnsley	2:10.48	606	29.97	1:02.86	1:36.64
66.	Alice Toon	16	Co Birm'ham	2:10.49	606	28.52	1:01.19	1:35.77
67.	Katie Rawnsley	16	Co Liverpool	2:10.67	603	30.07	1:03.27	1:36.86
68.	Eja Coe	15	Derventio	2:10.97	599	30.23	1:03.76	1:37.82
69.	Lucy Dixon	16	Co Salford	2:10.98	599	29.67	1:02.50	1:36.78
70.	Sophie Traill	14	Stockport Mo	2:11.15	596	30.38	1:03.99	1:38.17
71.	Emily Menlove	15	Winchester	2:11.21	596	29.70	1:02.73	1:37.17

Swim England National Winter
Championships (25m) 2021

3-5 December | Ponds Forge, Sheffield



72.	Laura Dickinson	16	Mt Kelly	2:11.28	595	29.81	1:02.68	1:36.92
73.	Darcy Leonard	13	Guildford Ct	2:11.34	594	29.74	1:03.03	1:37.22
74.	Jessica Arundale	16	Barnet Copt	2:11.42	593	30.35	1:03.65	1:37.75
75.	Naia Legarda	14	HA Dubai	2:11.70	589	28.84	1:02.17	1:37.16
76.	Carys Graville	16	Millfield	2:12.05	584	30.26	1:03.25	1:38.14
77.	Mollie Fisher	16	Rotherham Mo	2:12.39	580	29.83	1:03.25	1:37.80
78.	Grace Conroy	16	Mt Kelly	2:12.77	575	29.65	1:03.12	1:38.34
79.	Ruby Greenhalf	16	Co Norwich	2:13.00	572	29.91	1:03.26	1:37.90
80.	Eliza Pinkstone	16	Stockport Mo	2:13.05	571	30.73	1:03.99	1:38.56
81.	Alice Weston	15	Wycombe Dist	2:13.82	561	31.07	1:05.21	1:39.72
82.	Ella Blocksidge	15	Co Salford	2:14.19	557	31.14	1:05.10	1:40.18
	Naomi McGuire	16	Ellesmere Co	DNC				
	Lara Turner	16	Co Bristol	DNC				
	Hermione Roe	16	Mt Kelly	DNC				

Swim England National Winter
Championships (25m) 2021

3-5 December | Ponds Forge, Sheffield

**EVENT 307 Women Open 100m Backstroke****Senior Championship**

Place	Name	AaD	Club	Time	FINA Pt	50
1.	Isabella Hindley	25	Brompton	58.71	817	28.29
2.	Ekaterina Avramova	30	Ealing	59.06	802	28.78
3.	Emily Crane	23	Coalville	59.44	787	28.59
4.	Chloe Golding	23	Co Manch Aq	59.75	775	29.02
5.	Georgina Pryor	23	Derventio	1:00.29	754	28.99
6.	Lauren Cox	20	Loughboro Un	1:00.88	732	29.07
7.	C Prince-Rayner	19	Winchester	1:00.91	731	29.65
8.	Honey Osrin	18	Loughboro Un	1:01.03	727	29.82
9.	Sophie Shaw	19	Mid Sussex	1:01.16	722	29.42
10.	Leah Whittaker	16	Mt Kelly	1:01.36	715	28.97
11.	Issey-May Reeves	17	Co Sheffield	1:01.68	704	29.96
12.	Alexandra Waller	20	Birm'ham Uni	1:01.81	700	29.99
13.	Gemma Atherley	24	TigersJersey	1:01.82	699	29.71
14.	Tatiana Tostevin	18	Loughboro Un	1:01.86	698	30.10
15.	Amelia Robertson	17	Newcastle	1:01.96	695	29.81
16.	Alysia Maestri	19	Loughboro Un	1:01.98	694	29.28
17.	Mollie Garratt	17	York City	1:02.01	693	29.90
18.	Isabel Iley	16	Hackney	1:02.08	691	30.27
19.	Sophie De Groot	17	Plymouth Lea	1:02.16	688	30.15
20.	Kidiest Hodgson	17	Co Leeds	1:02.29	684	29.82
21.	Iona Colbert	16	Nova Cent'n	1:02.40	680	29.94
22.	Charley Jones	19	Loughboro Un	1:02.41	680	30.40
23.	Natasha Whittall	18	Loughboro Un	1:02.61	673	30.40
23.	Abigail Jolley	19	Leeds Uni	1:02.61	673	30.29
25.	Niamh Ward	17	Team Bath AS	1:02.63	673	30.37
26.	Caitlin Ebbage	16	Tonbridge	1:02.64	672	30.08
27.	Heather Witcombe	19	Soundwell	1:02.78	668	30.12
28.	Sophie Bromley	15	Co Sheffield	1:02.83	666	30.41
29.	Annabel Smith	18	Bromley	1:02.86	665	30.06
30.	Georgina Chadwick	17	Co Sheffield	1:02.90	664	30.68
31.	Amara Addison	14	Norwich Swan	1:02.92	663	29.82
32.	Sophie Maguire	20	Birm'ham Uni	1:03.01	661	30.63
32.	Tegan Drew	21	SurreyUni SC	1:03.01	661	30.40
34.	Evie Dille	15	Bo Stockton	1:03.14	657	30.65
35.	Sophie Freeman	17	Plymouth Lea	1:03.15	656	30.29
36.	Madison Peveller	16	Derwentside	1:03.26	653	30.12
37.	Eleanor Pheffe	20	Loughboro Un	1:03.28	652	30.58
38.	Hannah Willis	16	Co Peterboro	1:03.30	652	30.72
39.	Lauren Bradley-Holt	17	Co Salford	1:03.33	651	30.67
39.	Jasmine Iley	20	Brighton	1:03.33	651	30.38
41.	Charlotte Cullen	17	Royal Wolv	1:03.37	649	30.55
42.	Grace Waller	17	Basildon Ph	1:03.50	645	31.06
43.	Gracie Kay	18	Co Cambridge	1:03.64	641	31.19
43.	Elena Pedersen	17	Millfield	1:03.64	641	30.64
45.	Lucy Block	17	Wycombe Dist	1:03.65	641	31.27
46.	Erica Lau	23	Loughboro Un	1:03.71	639	30.80
47.	Emily Ford	19	SurreyUni SC	1:03.77	637	30.74
48.	Rue Fowler	16	Team Bath AS	1:03.86	635	30.58
49.	Georgia Holgate	14	Co Cambridge	1:03.91	633	31.12
50.	Emily Mears-Bentley	17	Co Leicester	1:03.95	632	31.09
51.	Yasmine Hamerlaine	18	Millfield	1:03.96	632	30.42
52.	Lucy Hitchin	16	Repton Swim	1:03.98	631	31.76
53.	Cara O'Toole	18	Ealing	1:04.02	630	30.78
54.	Anna Farrow	16	Ellesmere Co	1:04.11	627	31.09
55.	Libby Freeman	15	Morpeth	1:04.20	624	30.83
56.	Martha Stead	16	Wyre Forest	1:04.23	624	31.34
56.	Matilda Bogle	15	teamipswich	1:04.23	624	31.60
58.	Gerda Vasiliauskaite	18	Bath Univ	1:04.25	623	30.68
59.	Bella Hodges	17	Mt Kelly	1:04.26	623	30.80
60.	Sophie Weston	15	Warrington W	1:04.27	622	31.31
60.	Amy Brown	17	S Boumem'th	1:04.27	622	30.76
62.	Katie Bamborough	17	Mt Kelly	1:04.28	622	31.18
63.	Jennifer Horn	18	Co Lincoln P	1:04.29	622	30.94
63.	Lily-May Marston	16	Royal Wolv	1:04.29	622	30.67
65.	Zoe Ryan	16	Guildford Ct	1:04.31	621	31.38
66.	Alice Kerslake	18	Soundwell	1:04.35	620	30.99
67.	Aimee Brownridge	17	Plymouth Lea	1:04.40	619	30.97
67.	Madeleine Soper	18	Weston S M	1:04.40	619	31.15
69.	Amber Ranson	16	Atlantis	1:04.49	616	30.85
70.	Izabella Okaro	15	Sevenoaks	1:04.56	614	31.33
71.	Niamh James	20	Bishop Stort	1:04.61	613	30.90
72.	Annabelle Wilkinson	16	Co Sheffield	1:04.62	612	30.72

Swim England National Winter
Championships (25m) 2021

3-5 December | Ponds Forge, Sheffield



73. Ella Turner	16 Plymouth Lea	1:04.63	612	31.25
74. Libby Munday	15 Cleethorpes	1:04.65	612	31.11
75. Lillie Grover	14 Wyre Forest	1:04.73	609	31.15
76. Annabel Crees	14 Leamington	1:04.74	609	31.53
77. Laura-Ann Marshman	15 Team Bath AS	1:04.76	608	31.20
77. Emma Cruickshanks	18 teamipswich	1:04.76	608	31.96
79. Isobel Buist	17 Rushmoor Ryl	1:04.78	608	31.38
79. Lydia Swindell	14 Wigan BEST	1:04.78	608	31.56
79. Leah Evans	16 Co Bristol	1:04.78	608	30.96
82. Kreswin Smith	15 Amersham	1:04.81	607	31.45
83. Jessica Gable	14 RTW Monson	1:04.89	605	31.56
84. Jessica Lawton	15 Co Bristol	1:04.93	604	31.80
85. Holly Marshall	15 Lincoln Vulc	1:04.95	603	31.24
86. Charlotte Harding	15 Co Coventry	1:05.02	601	31.49
87. Charley Joyce	16 Epping For't	1:05.04	601	31.40
88. Jessica Mellor	16 Cosacss	1:05.09	599	31.59
89. Lola Mateos-Cantero	16 Maidenhead	1:05.10	599	31.86
90. Kate Baxter	18 Winchester	1:05.19	596	31.62
91. Gina Warrior	15 Co Bradford	1:05.20	596	31.33
92. Tegan Matthews	13 Guildford Ct	1:05.23	595	31.46
92. Lacey Roberts	14 Plymouth Lea	1:05.23	595	31.99
94. Lilly-Marie Derry	15 Sevenoaks	1:05.24	595	31.55
95. Sacha Thomas	18 Co Norwich	1:05.26	595	31.37
96. Elena Eardley	15 Guildford Ct	1:05.27	594	31.49
97. Blythe Kinsman	14 Mt Kelly	1:05.31	593	31.05
98. Jemma Bain	16 Caradon	1:05.34	592	31.46
99. Alex McGill	17 Gates &Whick	1:05.36	592	31.16
100. Gracie Comyn	16 Repton Swim	1:05.42	590	31.79
101. Ruby Macfarlane	16 Co Salford	1:05.49	588	31.88
102. Eve Salmon-Hodges	17 Warley Wasps	1:05.50	588	31.60
103. Charlotte Moores	18 Guildford Ct	1:05.62	585	31.61
104. Mabel Hayes	15 Anaconda	1:05.63	585	32.11
105. Emilia Magliocco	16 Camden Swiss	1:05.68	583	31.28
106. Abigail Febrey	16 Ellesmere Co	1:05.78	581	31.67
107. Evangeline Pierce	14 Basildon Ph	1:05.83	579	32.24
108. Megan Hansford	15 TigersJersey	1:05.99	575	31.54
109. Isla McIntosh	15 HA Dubai	1:06.02	574	31.27
110. Grace Conroy	16 Mt Kelly	1:06.05	573	32.01
111. Sophie Busby	15 Derventio	1:06.14	571	31.98
112. Elena Lopez Parcerisa	15 Plymouth Lea	1:06.17	570	32.00
113. Kirsten Powell	16 Millfield	1:06.19	570	31.59
114. Halle Harris	14 Winchester	1:06.24	569	31.27
115. Jessica Humm	15 Bracknell	1:06.35	566	32.04
116. Lavinia Ricca	15 Chelsea&West	1:06.36	565	31.52
117. Louise Jones	16 Royal Wolv	1:06.41	564	32.18
118. Maddison Langley	16 AbingdonVale	1:06.42	564	31.99
118. Lara Mills	17 Maidenhead	1:06.42	564	31.27
120. Chloe Goodridge	16 Northampton	1:06.48	562	32.53
121. Evie Stockdale	15 Hastings	1:06.81	554	32.83
122. Annabel Chan	14 Millfield	1:07.14	546	32.22
123. Connie Milburn	15 Harrogate	1:07.25	543	31.94
124. Oriana Noel	17 Plymouth Lea	1:07.40	540	31.97
125. Katie Latham	24 Bromley	1:07.42	539	30.97
126. Erin Yeomanson	18 teamipswich	1:07.89	528	32.25
127. Despoina Giannakaki	14 Co Milton K	1:08.01	525	32.45
128. Rosie Smith	17 Morpeth	1:08.22	520	32.70
Alma Dahl	16 Plymouth Lea	DNC		
Hannah Woodcock	17 Pershore	DNC		
Jemima Hall	20 Bath Univ	DNC		
Cassie Wild	21 UniOfStirl	DNC		

Swim England National Winter
Championships (25m) 2021


3-5 December | Ponds Forge, Sheffield

**16 Yrs/Under Age Group - Full Results**

Place	Name	AaD	Club	Time		FINA Pt	50
1.	Leah Whittaker	16	Mt Kelly	1:01.36	0	715	28.97
2.	Isabel Iley	16	Hackney	1:02.08	J	691	30.27
3.	Iona Colbert	16	Nova Cent'n	1:02.40	J	680	29.94
4.	Caitlin Ebbage	16	Tonbridge	1:02.64	J	672	30.08
5.	Sophie Bromley	15	Co Sheffield	1:02.83	J	666	30.41
6.	Amara Addison	14	Norwich Swan	1:02.92	J	663	29.82
7.	Evie Dilley	15	Bo Stockton	1:03.14	J	657	30.65
8.	Madison Peveller	16	Derwentside	1:03.26	J	653	30.12
9.	Hannah Willis	16	Co Peterboro	1:03.30	J	652	30.72
10.	Rue Fowler	16	Team Bath AS	1:03.86	J	635	30.58
11.	Georgia Holgate	14	Co Cambridge	1:03.91	J	633	31.12
12.	Lucy Hitchin	16	Repton Swim	1:03.98		631	31.76
13.	Anna Farrow	16	Ellesmere Co	1:04.11		627	31.09
14.	Libby Freeman	15	Morpeth	1:04.20		624	30.83
15.	Martha Stead	16	Wyre Forest	1:04.23		624	31.34
15.	Matilda Bogle	15	teamipswich	1:04.23		624	31.60
17.	Sophie Weston	15	Warrington W	1:04.27		622	31.31
18.	Lily-May Marston	16	Royal Wolv	1:04.29		622	30.67
19.	Zoe Ryan	16	Guildford Ct	1:04.31		621	31.38
20.	Amber Ranson	16	Atlantis	1:04.49		616	30.85
21.	Izabella Okaro	15	Sevenoaks	1:04.56		614	31.33
22.	Annabelle Wilkinson	16	Co Sheffield	1:04.62		612	30.72
23.	Ella Turner	16	Plymouth Lea	1:04.63		612	31.25
24.	Libby Munday	15	Cleethorpes	1:04.65		612	31.11
25.	Lillie Grover	14	Wyre Forest	1:04.73		609	31.15
26.	Annabel Crees	14	Leamington	1:04.74		609	31.53
27.	Laura-Ann Marshman	15	Team Bath AS	1:04.76		608	31.20
28.	Lydia Swindell	14	Wigan BEST	1:04.78		608	31.56
28.	Leah Evans	16	Co Bristol	1:04.78		608	30.96
30.	Kreswin Smith	15	Amersham	1:04.81		607	31.45
31.	Jessica Gable	14	RTW Monson	1:04.89		605	31.56
32.	Jessica Lawton	15	Co Bristol	1:04.93		604	31.80
33.	Holly Marshall	15	Lincoln Vulc	1:04.95		603	31.24
34.	Charlotte Harding	15	Co Coventry	1:05.02		601	31.49
35.	Charley Joyce	16	Epping For't	1:05.04		601	31.40
36.	Jessica Mellor	16	Cosacs	1:05.09		599	31.59
37.	Lola Mateos-Cantero	16	Maidenhead	1:05.10		599	31.86
38.	Gina Warrior	15	Co Bradford	1:05.20		596	31.33
39.	Tegan Matthews	13	Guildford Ct	1:05.23		595	31.46
39.	Lacey Roberts	14	Plymouth Lea	1:05.23		595	31.99
41.	Lilly-Marie Derry	15	Sevenoaks	1:05.24		595	31.55
42.	Elena Eardley	15	Guildford Ct	1:05.27		594	31.49
43.	Blythe Kinsman	14	Mt Kelly	1:05.31		593	31.05
44.	Jemma Bain	16	Caradon	1:05.34		592	31.46
45.	Gracie Comyn	16	Repton Swim	1:05.42		590	31.79
46.	Ruby Macfarlane	16	Co Salford	1:05.49		588	31.88
47.	Mabel Hayes	15	Anaconda	1:05.63		585	32.11
48.	Emilia Magliocco	16	Camden Swiss	1:05.68		583	31.28
49.	Abigail Febrey	16	Ellesmere Co	1:05.78		581	31.67
50.	Evangelina Pierce	14	Basildon Ph	1:05.83		579	32.24
51.	Megan Hansford	15	TigersJersey	1:05.99		575	31.54
52.	Isla McIntosh	15	HA Dubai	1:06.02		574	31.27
53.	Grace Conroy	16	Mt Kelly	1:06.05		573	32.01
54.	Sophie Busby	15	Derventio	1:06.14		571	31.98
55.	Elena Lopez Parcerisa	15	Plymouth Lea	1:06.17		570	32.00
56.	Kirsten Powell	16	Millfield	1:06.19		570	31.59
57.	Halle Harris	14	Winchester	1:06.24		569	31.27
58.	Jessica Humm	15	Bracknell	1:06.35		566	32.04
59.	Lavinia Ricca	15	Chelsea&West	1:06.36		565	31.52
60.	Louise Jones	16	Royal Wolv	1:06.41		564	32.18
61.	Maddison Langley	16	AbingdonVale	1:06.42		564	31.99
62.	Chloe Goodridge	16	Northampton	1:06.48		562	32.53
63.	Evie Stockdale	15	Hastings	1:06.81		554	32.83
64.	Annabel Chan	14	Millfield	1:07.14		546	32.22
65.	Connie Milburn	15	Harrogate	1:07.25		543	31.94
66.	Despoina Giannakaki	14	Co Milton K	1:08.01		525	32.45
	Alma Dahl	16	Plymouth Lea	DNC			

Swim England National Winter
Championships (25m) 2021

3-5 December | Ponds Forge, Sheffield

**EVENT 306 Men Open 200m Freestyle****Senior Championship**

Place	Name	AaD	Club	Time	FINA Pt	50	100	150
1.	Joe Litchfield	23	Loughboro NC	1:44.13	869	23.45	49.81	1:16.73
2.	Kieran Bird	22	Wycombe Dist	1:45.74	829	24.96	52.00	1:19.07
3.	Charlie Brown	20	Loughboro NC	1:46.29	817	24.57	51.46	1:18.90
4.	Jacob Whittle	17	Derventio	1:46.76	806	24.94	51.76	1:19.11
5.	Jacob Jackson	23	Co Birm'ham	1:46.89	803	24.76	51.64	1:18.79
6.	Alex Bregazzi	23	Loughboro Un	1:46.95	802	25.24	52.29	1:19.49
7.	Thomas Watkin	19	Co Sheffield	1:47.13	798	24.92	52.11	1:19.91
8.	William Bell	19	Loughboro Un	1:47.62	787	24.88	51.91	1:19.73
9.	Jordan Cooley	22	Co Leeds	1:47.65	786	24.99	52.53	1:20.05
10.	James McFadzen	22	Loughboro Un	1:47.75	784	25.03	51.78	1:19.41
11.	Harry Constantine	21	Loughboro NC	1:48.43	769	24.56	52.02	1:20.26
12.	Michael Ripper	20	Loughboro Un	1:48.65	765	25.20	52.43	1:20.27
13.	Asterios Daldogiannis	24	Loughboro Un	1:48.67	764	24.96	51.71	1:19.44
14.	Freddie Ashley-Sparks	19	Plymouth Lea	1:49.49	747	25.61	53.53	1:21.90
15.	Calvin Fry	17	Mt Kelly	1:49.83	740	24.94	53.26	1:21.72
16.	Nathan Wiffen	20	Loughboro Un	1:50.01	737	25.39	53.46	1:21.68
17.	Samuel Tucker	17	Wycombe Dist	1:50.18	733	25.64	53.63	1:21.98
18.	Joshua Gammon	18	Bath Univ	1:50.20	733	25.95	54.47	1:22.42
19.	Ben Cope	20	Co Sheffield	1:50.28	731	25.59	53.48	1:21.94
20.	George Barber	20	Co Sheffield	1:50.33	730	25.72	53.50	1:21.79
21.	Joseph Bartley	17	Sutton Cheam	1:50.38	729	25.64	53.96	1:21.99
22.	Bruno Kempster	22	Bath Univ	1:50.40	729	25.20	53.07	1:21.91
23.	Nicola Paskalev	20	Loughboro Un	1:50.67	723	24.97	52.39	1:21.24
24.	Wyatt Walsh	18	Millfield	1:50.82	720	25.76	52.97	1:21.52
25.	Tyler Melbourne-Smith	16	Co Liverpool	1:50.87	719	25.54	53.69	1:22.50
26.	Thomas Trebilcock	18	Plymouth Lea	1:50.88	719	25.43	53.78	1:22.87
27.	Nathan Wells	23	West Norfolk	1:50.90	719	25.32	52.96	1:21.73
28.	Joseph Sadler	18	Nova Cent'n	1:51.01	717	25.37	53.30	1:22.52
29.	Max Murphy	21	Loughboro Un	1:51.04	716	25.58	53.37	1:22.15
30.	Liam Dawson	16	Royal Wolv	1:51.05	716	25.20	53.28	1:22.38
31.	James Wilks	22	Loughboro Un	1:51.06	716	25.76	53.35	1:21.65
32.	James Woodward	21	Hatfield	1:51.13	714	25.41	54.08	1:23.23
33.	Jacob Armon	18	Mt Kelly	1:51.14	714	25.43	53.93	1:22.51
34.	Kaiden Welsby	16	Stockport Mo	1:51.30	711	25.09	53.51	1:22.77
35.	Laith Sabbah	17	HA Dubai	1:51.36	710	25.50	53.76	1:22.34
36.	Jacob Whibley	16	Plymouth Lea	1:51.45	708	25.62	53.68	1:23.06
37.	Eugene Brooks-Clarke	19	Co Sheffield	1:51.58	706	25.15	53.42	1:22.92
38.	Tymofii Chemeryk	17	Ukraine	1:51.70	704	26.19	54.60	1:23.22
39.	Joseph Dobb	21	Bromley	1:51.85	701	25.51	53.29	1:22.41
40.	Ben Blowers	19	Co Norwich	1:51.94	699	25.24	53.24	1:22.29
41.	Josh Denholm	16	Newcastle	1:51.98	698	25.78	54.40	1:23.47
41.	Reuben Visda	18	Co Sheffield	1:51.98	698	25.79	53.85	1:22.73
43.	Jake Hutchinson	15	Ellesmere Co	1:51.99	698	25.19	53.05	1:21.88
44.	Deen Ahmed	17	Royal Wolv	1:52.00	698	25.68	53.70	1:22.76
45.	Archie Goodburn	20	Loughboro Un	1:52.07	697	25.67	53.80	1:23.07
46.	Toby Stewart	18	Guildford Ct	1:52.08	696	26.25	54.90	1:23.72
47.	Michael Klimaszewski	17	Hatfield	1:52.11	696	25.74	54.25	1:23.38
48.	Tom Trueman	17	Nova Cent'n	1:52.15	695	25.59	53.75	1:23.26
49.	Harry Wynne-Jones	16	Co Milton K	1:52.28	693	25.80	54.48	1:23.58
50.	Alexander Painter	17	Millfield	1:52.31	692	24.66	52.44	1:22.17
51.	Rafael Fente-Damers	15	Elmbridge	1:52.43	690	25.25	53.66	1:23.44
51.	Daniel Gencas	18	Bark & Dagen	1:52.43	690	25.32	53.35	1:22.76
53.	Elijah Kendrick	17	Plymouth Lea	1:52.44	690	25.27	53.80	1:23.21
54.	Solomon Williams	16	Millfield	1:52.48	689	25.23	53.82	1:23.07
55.	Max Adams	17	Co Salford	1:52.57	687	25.80	54.29	1:23.25
56.	Reece Grady	16	Stockport Mo	1:52.61	687	26.05	54.48	1:23.66
57.	Ned Sharp	18	Skipton	1:52.86	682	26.08	54.90	1:23.82
58.	Finlay Chapman	20	Co Sheffield	1:52.91	681	25.78	54.17	1:23.69
59.	Joe Cooper	17	teamipswich	1:52.96	680	26.28	54.93	1:23.87
60.	Adham Salem	17	HA Dubai	1:52.99	680	26.45	55.41	1:24.30
61.	Noah Jameson Neal	17	Plymouth Lea	1:53.09	678	25.87	54.30	1:23.76
62.	Thomas Sansome	18	Loughboro Un	1:53.29	674	25.96	54.60	1:23.97
63.	Cameron Wrapson	15	Co Birm'ham	1:53.41	672	26.24	54.56	1:24.06
64.	Anthony Whittall	16	HA Dubai	1:53.44	672	26.82	56.02	1:26.24
65.	Alexander Cooper	15	Wycombe Dist	1:53.46	671	25.97	54.83	1:24.25
66.	Mehdi El Mansar	17	Plymouth Lea	1:53.54	670	26.31	55.23	1:24.56
67.	Matthew Woodhall	17	Co Sheffield	1:53.57	669	26.51	54.82	1:23.88
68.	Dan Donovan	18	Loughboro Un	1:53.65	668	26.26	55.28	1:24.81
69.	Malachi Cohen	18	StPauls Sch	1:53.84	665	24.82	54.30	1:23.81
70.	Jack Fleming	20	Loughboro Un	1:53.88	664	26.01	54.41	1:23.79
71.	Adam Strickland	17	Derwentside	1:53.91	663	25.52	53.74	1:23.70
72.	Charlie Hopkins	22	Swansea Uni	1:53.95	663	25.42	53.58	1:22.79

Swim England National Winter
Championships (25m) 2021


3-5 December | Ponds Forge, Sheffield



73.	R Rowbotham-Keating	16	Co Manch Aq	1:54.20	658	25.93	54.55	1:24.33
74.	Samuel Lander	15	Bromley	1:54.35	656	26.65	55.82	1:25.46
75.	Curtis Harper	16	Co Sheffield	1:54.39	655	26.50	55.27	1:24.83
76.	Finn Drysdale	16	Royal Wolv	1:54.44	654	26.39	55.87	1:25.51
77.	Patrick Braddock	17	Oldham Aqua	1:54.57	652	26.27	54.63	1:24.34
78.	Oliver Burns	16	Royal Wolv	1:54.59	652	26.32	55.18	1:24.91
79.	Joshua Weston	17	Wycombe Dist	1:54.66	650	26.43	55.46	1:25.10
80.	Daniel Cox	17	Wycombe Dist	1:54.73	649	26.47	55.25	1:25.00
81.	Adam Tabernacle	17	Preston	1:54.75	649	25.94	54.85	1:24.91
82.	Joshua Loney	20	Swansea Uni	1:54.80	648	25.86	54.74	1:24.13
83.	Sean McCann	16	Co Leicester	1:54.81	648	26.93	55.92	1:26.05
84.	Isaac Ellis	17	Seagulls SC	1:55.08	643	25.48	54.00	1:23.81
85.	Ben Shelton	17	Co Leeds	1:55.11	643	26.05	54.54	1:24.71
86.	Arun Oelkers	16	Mt Kelly	1:55.19	641	26.32	55.19	1:24.62
87.	Robert Darbyshire	18	Wyre Forest	1:55.26	640	26.20	55.75	1:25.33
88.	Sami Zemzami	16	Bishop Stort	1:55.35	639	27.20	56.62	1:26.30
89.	Dylan Reeve	16	Mt Kelly	1:55.37	638	26.31	55.27	1:25.35
90.	Finn Broekhoven	15	Plymouth Lea	1:55.40	638	26.32	55.24	1:25.44
91.	Dominic Morgan	16	Leatherhead	1:55.45	637	26.45	55.60	1:25.96
92.	William Dean	16	Maidenhead	1:55.51	636	25.79	54.75	1:25.75
93.	Oliver Macgonigal	15	Bo Of Harrow	1:55.71	633	26.40	55.86	1:25.82
94.	Brandon Sayers	23	Swansea Aq	1:55.84	631	26.03	55.51	1:25.43
95.	Jacob Mills	14	Leic Sharks	1:56.08	627	27.44	57.66	1:27.07
96.	Rico Bringeman	16	South Lincs	1:56.25	624	26.99	56.49	1:26.55
97.	George Snow	15	Portsmouth N	1:56.26	624	26.18	55.96	1:26.67
98.	David Allen	16	Sevenoaks	1:56.41	622	26.67	56.12	1:26.39
99.	Alexander Volkovoy	16	Co Salford	1:56.43	621	26.32	55.88	1:26.26
100.	Finley Allman	16	Co Sheffield	1:56.44	621	26.88	56.28	1:26.71
101.	Samuel Lowe	17	Guernsey	1:56.48	620	26.36	55.33	1:25.62
102.	David Annis	15	Pershore	1:56.50	620	26.82	56.38	1:26.89
103.	James Shevchenko	16	Royal Wolv	1:56.63	618	26.81	56.62	1:26.80
104.	Ronnie Weall	14	Warrington W	1:56.64	618	26.57	55.42	1:25.86
105.	Batuhan Paker	19	Plymouth Lea	1:56.66	618	26.73	56.03	1:26.23
106.	Alexander Harrard	16	Derventio	1:56.80	615	26.60	56.43	1:27.03
107.	Rafae Shafi	16	HA Dubai	1:56.83	615	26.56	56.05	1:26.96
108.	Ethan Thompson	16	HA Dubai	1:57.08	611	26.57	55.52	1:25.99
109.	Moritz Baumgartner	16	Mt Kelly	1:57.17	609	27.26	56.85	1:26.74
110.	Ben Hatfield	15	Winchester	1:57.18	609	26.91	56.29	1:26.49
111.	James Raw	14	Ellesmere Co	1:57.20	609	27.00	56.32	1:26.62
112.	Jack Jenkinson	15	Skipton	1:57.30	607	26.39	55.31	1:25.94
113.	Luke Booth	16	Rotherham Mo	1:57.33	607	27.15	56.86	1:27.63
114.	Jan Springer	16	HA Dubai	1:57.40	606	26.07	55.03	1:25.77
115.	Nathan Potter	16	Maidenhead	1:57.60	603	27.71	58.54	1:28.85
116.	Riccardo Lucarelli	16	Mt Kelly	1:57.61	603	26.66	56.17	1:26.12
117.	Lauchlan Parrott	14	Millfield	1:57.62	603	26.47	56.32	1:27.60
118.	Luke Critchlow	16	Stockport Mo	1:57.70	601	26.82	56.59	1:27.38
119.	Cameron Carlos	16	Barnet Copt	1:57.87	599	26.91	56.66	1:27.16
120.	Samuel Grimes	15	Wigan BEST	1:57.94	598	25.95	55.82	1:27.10
121.	Ivan Hart	15	Millfield	1:58.22	593	27.54	57.82	1:28.53
122.	Justin Christie	15	Leatherhead	1:58.56	588	26.83	56.79	1:27.62
123.	Arthur Logan	17	Mid Sussex	1:58.57	588	26.21	55.95	1:26.99
124.	Oliver Caddick	16	Chase	1:58.62	587	27.24	57.42	1:28.29
125.	Oliver Rowe	15	Mt Kelly	1:58.64	587	26.97	56.47	1:26.93
126.	William Ellard	15	St Felix Sch	1:58.76	585	26.34	55.93	1:27.12
127.	Oliver Dade	16	Gloucester	1:58.81	585	27.00	56.90	1:27.54
128.	Davey Unwin	15	Stockport Mo	2:00.51	560	27.12	56.95	1:28.83
129.	George Pearson	15	Wycombe Dist	2:04.04	514	28.46	1:00.15	1:32.26
	Matt Burrows	16	Sevenoaks	DNC				
	Adam Graham	16	Millfield	DNC				
	Henry Gray	15	Chelsea&West	DNC				
	Zachary Raymond	17	Sevenoaks	DNC				
	Christian Duetoft	16	Leatherhead	DNC				
	Thomas Davidson	19	Co Birm'ham	DNC				
	Daniel Kennedy	17	Repton Swim	DNC				
	Jakob Goodman	21	Loughboro Un	DNC				
	William Ryley	23	Bath Univ	DNC				
	Elliot Clogg	22	Loughboro NC	DNC				

Swim England National Winter
Championships (25m) 2021


3-5 December | Ponds Forge, Sheffield

**16 Yrs/Under Age Group - Full Results**

Place	Name	AaD	Club	Time	FINA Pt	50	100	150
1.	Tyler Melbourne-Smith	16	Co Liverpool	1:50.87	719	25.54	53.69	1:22.50
2.	Liam Dawson	16	Royal Wolv	1:51.05	716	25.20	53.28	1:22.38
3.	Kaiden Welsby	16	Stockport Mo	1:51.30	711	25.09	53.51	1:22.77
4.	Jacob Whibley	16	Plymouth Lea	1:51.45	708	25.62	53.68	1:23.06
5.	Josh Denholm	16	Newcastle	1:51.98	698	25.78	54.40	1:23.47
6.	Jake Hutchinson	15	Ellesmere Co	1:51.99	698	25.19	53.05	1:21.88
7.	Harry Wynne-Jones	16	Co Milton K	1:52.28	693	25.80	54.48	1:23.58
8.	Rafael Fente-Damers	15	Elmbridge	1:52.43	690	25.25	53.66	1:23.44
9.	Solomon Williams	16	Millfield	1:52.48	689	25.23	53.82	1:23.07
10.	Reece Grady	16	Stockport Mo	1:52.61	687	26.05	54.48	1:23.66
11.	Cameron Wrapson	15	Co Birm'ham	1:53.41	672	26.24	54.56	1:24.06
12.	Anthony Whittall	16	HA Dubai	1:53.44	672	26.82	56.02	1:26.24
13.	Alexander Cooper	15	Wycombe Dist	1:53.46	671	25.97	54.83	1:24.25
14.	R Rowbotham-Keating	16	Co Manch Aq	1:54.20	658	25.93	54.55	1:24.33
15.	Samuel Lander	15	Bromley	1:54.35	656	26.65	55.82	1:25.46
16.	Curtis Harper	16	Co Sheffield	1:54.39	655	26.50	55.27	1:24.83
17.	Finn Drysdale	16	Royal Wolv	1:54.44	654	26.39	55.87	1:25.51
18.	Oliver Burns	16	Royal Wolv	1:54.59	652	26.32	55.18	1:24.91
19.	Sean McCann	16	Co Leicester	1:54.81	648	26.93	55.92	1:26.05
20.	Arun Oelkers	16	Mt Kelly	1:55.19	641	26.32	55.19	1:24.62
21.	Sami Zenzami	16	Bishop Stort	1:55.35	639	27.20	56.62	1:26.30
22.	Dylan Reeve	16	Mt Kelly	1:55.37	638	26.31	55.27	1:25.35
23.	Finn Broekhoven	15	Plymouth Lea	1:55.40	638	26.32	55.24	1:25.44
24.	Dominic Morgan	16	Leatherhead	1:55.45	637	26.45	55.60	1:25.96
25.	William Dean	16	Maidenhead	1:55.51	636	25.79	54.75	1:25.75
26.	Oliver Macgonigal	15	Bo Of Harrow	1:55.71	633	26.40	55.86	1:25.82
27.	Jacob Mills	14	Leic Sharks	1:56.08	627	27.44	57.66	1:27.07
28.	Rico Bringeman	16	South Lincs	1:56.25	624	26.99	56.49	1:26.55
29.	George Snow	15	Portsmouth N	1:56.26	624	26.18	55.96	1:26.67
30.	David Allen	16	Sevenoaks	1:56.41	622	26.67	56.12	1:26.39
31.	Alexander Volkovoy	16	Co Salford	1:56.43	621	26.32	55.88	1:26.26
32.	Finley Allman	16	Co Sheffield	1:56.44	621	26.88	56.28	1:26.71
33.	David Annis	15	Pershore	1:56.50	620	26.82	56.38	1:26.89
34.	James Shevchenko	16	Royal Wolv	1:56.63	618	26.81	56.62	1:26.80
35.	Ronnie Weall	14	Warrington W	1:56.64	618	26.57	55.42	1:25.86
36.	Alexander Harrand	16	Derventio	1:56.80	615	26.60	56.43	1:27.03
37.	Rafae Shafi	16	HA Dubai	1:56.83	615	26.56	56.05	1:26.96
38.	Ethan Thompson	16	HA Dubai	1:57.08	611	26.57	55.52	1:25.99
39.	Moritz Baumgartner	16	Mt Kelly	1:57.17	609	27.26	56.85	1:26.74
40.	Ben Hatfield	15	Winchester	1:57.18	609	26.91	56.29	1:26.49
41.	James Raw	14	Ellesmere Co	1:57.20	609	27.00	56.32	1:26.62
42.	Jack Jenkinson	15	Skipton	1:57.30	607	26.39	55.31	1:25.94
43.	Luke Booth	16	Rotherham Mo	1:57.33	607	27.15	56.86	1:27.63
44.	Jan Springer	16	HA Dubai	1:57.40	606	26.07	55.03	1:25.77
45.	Nathan Potter	16	Maidenhead	1:57.60	603	27.71	58.54	1:28.85
46.	Riccardo Lucarelli	16	Mt Kelly	1:57.61	603	26.66	56.17	1:26.12
47.	Lauchlan Parrott	14	Millfield	1:57.62	603	26.47	56.32	1:27.60
48.	Luke Critchlow	16	Stockport Mo	1:57.70	601	26.82	56.59	1:27.38
49.	Cameron Carlos	16	Barnet Copt	1:57.87	599	26.91	56.66	1:27.16
50.	Samuel Grimes	15	Wigan BEST	1:57.94	598	25.95	55.82	1:27.10
51.	Ivan Hart	15	Millfield	1:58.22	593	27.54	57.82	1:28.53
52.	Justin Christie	15	Leatherhead	1:58.56	588	26.83	56.79	1:27.62
53.	Oliver Caddick	16	Chase	1:58.62	587	27.24	57.42	1:28.29
54.	Oliver Rowe	15	Mt Kelly	1:58.64	587	26.97	56.47	1:26.93
55.	William Ellard	15	St Felix Sch	1:58.76	585	26.34	55.93	1:27.12
56.	Oliver Dade	16	Gloucester	1:58.81	585	27.00	56.90	1:27.54
57.	Davey Unwin	15	Stockport Mo	2:00.51	560	27.12	56.95	1:28.83
58.	George Pearson	15	Wycombe Dist	2:04.04	514	28.46	1:00.15	1:32.26
	Matt Burrows	16	Sevenoaks	DNC				
	Adam Graham	16	Millfield	DNC				
	Henry Gray	15	Chelsea&West	DNC				
	Christian Duetoft	16	Leatherhead	DNC				

Swim England National Winter
Championships (25m) 2021

3-5 December | Ponds Forge, Sheffield

**EVENT 309 Women Open 200m Breaststroke****Senior Championship**

Place	Name	AaD	Club	Time		FINA Pt	50	100	150
1.	Molly Renshaw	25	Loughboro NC	2:23.56		823	32.69	1:08.85	1:45.71
2.	Sienna Robinson	16	Co Sheffield	2:24.25	O	811	32.85	1:10.02	1:46.53
3.	Lily Booker	20	Loughboro Un	2:25.88		784	33.71	1:11.00	1:48.58
4.	Molly Mayne	16	HA Dubai	2:25.92	O	784	33.22	1:09.93	1:47.48
5.	Hazal Ozkan	18	Mt Kelly	2:26.44		776	33.72	1:11.11	1:48.65
6.	Megan Morrison	23	Loughboro Un	2:27.34		761	32.65	1:09.51	1:47.58
7.	Carys O'Reilly	18	Co Leicester	2:28.83		739	33.81	1:11.63	1:50.33
8.	Beth Dennis	18	Co Sheffield	2:28.86		738	33.81	1:11.21	1:49.79
9.	Charlotte Bianchi	15	Co Sheffield	2:30.00	O	722	34.57	1:12.50	1:51.17
10.	Molly Roodhouse	22	Truro City	2:30.89		709	33.52	1:11.45	1:50.67
11.	Cerian Harries	19	Loughboro Un	2:31.33		703	35.15	1:13.32	1:51.91
12.	Abigail Miles	17	Co Sheffield	2:31.50		700	33.92	1:11.84	1:51.40
13.	Lotta Schulze	14	Mt Kelly	2:31.98		694	34.35	1:13.33	1:52.87
14.	Cira Fletcher	23	Nova Cent'n	2:32.26		690	35.17	1:13.78	1:52.91
15.	Paige Fenton	18	Skipton	2:32.73		684	34.64	1:13.68	1:53.43
16.	Molly Monk	17	Co Norwich	2:32.77		683	34.79	1:13.69	1:53.34
17.	Caitlin Lansom	16	Co Manch Aq	2:33.18		678	34.29	1:12.85	1:52.80
18.	Hannah Bowley	16	Repton Swim	2:33.20		677	35.28	1:14.82	1:54.40
19.	Pia Summers-Newton	15	Northampton	2:33.39		675	35.47	1:14.74	1:54.34
20.	Sophie King	15	Woking	2:33.50		673	33.46	1:12.48	1:53.23
21.	Emma Allatt-File	15	Guildford Ct	2:33.75		670	35.39	1:14.32	1:53.90
22.	Georgia Gussey	17	Co Bristol	2:33.95		667	34.80	1:14.06	1:54.46
23.	Flora Perkin	18	Dartmoor DA	2:34.18		664	35.05	1:13.81	1:53.84
24.	Kameliya Stoimenova	18	Swansea Uni	2:34.27		663	35.06	1:14.58	1:54.66
25.	Louise Bressler	15	Guildford Ct	2:34.35		662	35.22	1:14.70	1:54.56
26.	Ruby Stephenson	14	Co Milton K	2:34.64		658	35.44	1:14.81	1:54.69
27.	Emily Farr	17	Ellesmere Co	2:34.79		657	34.12	1:13.24	1:53.46
27.	Leah Schlosshan	16	Co Leeds	2:34.79		657	34.28	1:13.51	1:53.74
29.	Olivia Herron	17	Ellesmere Co	2:34.86		656	34.75	1:14.11	1:54.58
30.	Frances Newe	18	Birm'ham Uni	2:34.89		655	34.78	1:13.83	1:54.08
31.	Rachel Hornby	17	Wigan BEST	2:35.52		647	35.31	1:14.38	1:54.60
32.	Emily Morgan-Hughes	17	Dartmoor DA	2:35.54		647	35.02	1:14.06	1:54.23
33.	Elisha Cookson	17	South Lincs	2:35.69		645	34.50	1:14.26	1:55.32
34.	Evie Floate	16	Plymouth Lea	2:35.87		643	34.53	1:13.99	1:54.36
35.	Lucy Cannavan	17	Co Manch Aq	2:36.03		641	34.92	1:15.36	1:55.23
36.	Julie Salah	15	HA Dubai	2:36.06		641	34.76	1:14.63	1:55.06
37.	Caitlin Hartley	17	Hatfield	2:36.50		635	34.57	1:14.46	1:55.55
38.	Aoife Marley	19	Birm'ham Uni	2:36.75		632	35.90	1:16.02	1:56.17
39.	Denisa-Elena Gogu	23	Co Manch Aq	2:36.83		631	34.37	1:13.19	1:54.12
40.	Ellie Ward	22	Nova Cent'n	2:36.89		631	35.17	1:14.79	1:55.36
40.	Jodie Dilks	16	Tiverton	2:36.89		631	34.72	1:14.39	1:55.05
42.	Lois Inch	14	Winsford	2:36.94		630	36.13	1:16.25	1:57.52
43.	Kirsty Neill	14	Bishop Stort	2:36.99		629	35.83	1:16.09	1:56.72
44.	Eleanor Hall	15	Millfield	2:37.14		628	35.11	1:14.88	1:56.18
45.	Beth Young	15	teampswich	2:37.39		625	34.35	1:14.38	1:56.05
46.	Ella McEver	16	Camden Swiss	2:37.60		622	35.91	1:15.84	1:56.84
47.	Louise Edmunds	19	Royal Wolv	2:37.65		621	34.88	1:14.79	1:56.74
48.	Jade Qursha	14	HA Dubai	2:37.71		621	35.93	1:16.10	1:57.46
49.	Gemma Dilks	16	Tiverton	2:37.98		618	35.36	1:15.23	1:56.00
50.	Georgia Maggs	16	Co Cambridge	2:37.99		617	34.74	1:14.48	1:55.75
51.	Danielle Siong	14	Co Milton K	2:38.16		615	35.89	1:15.40	1:57.95
52.	Hollie Whaymand	13	Maxwell	2:38.20		615	35.60	1:15.32	1:56.33
53.	Pixie Lale-Klasicki	25	Brompton	2:38.23		615	34.95	1:15.06	1:56.08
54.	Lily Jewell	19	Co Birm'ham	2:38.29		614	34.66	1:13.80	1:55.38
55.	Naomi McGuire	16	Ellesmere Co	2:38.31		614	35.89	1:16.11	1:56.19
56.	Jasmine D'Cunha	15	Mt Kelly	2:38.32		614	35.66	1:16.69	1:56.55
57.	Hannah Poulter	18	Brighton	2:38.34		613	35.95	1:16.22	1:57.62
58.	Mabli Collyer	13	Swansea Aq	2:38.40		613	35.84	1:16.40	1:57.94
59.	Sophie Payne	19	Swansea Uni	2:38.59		610	35.45	1:14.87	1:55.86
60.	Claire Huellou	16	Plymouth Lea	2:38.65		610	35.33	1:15.61	1:56.86
61.	Rosie Richards	15	Rushmoor Ryl	2:38.68		609	36.58	1:17.22	1:58.26
62.	Charlotte Hardy	14	Millfield	2:38.77		608	35.64	1:16.46	1:57.85
63.	Amy Brown	17	S Bourm'eth	2:39.17		604	35.82	1:15.92	1:56.65
64.	Bryony Stephenson	16	Repton Swim	2:39.38		601	35.59	1:15.18	1:56.53
65.	Abby Mitchell	15	Leic Sharks	2:39.47		600	36.21	1:17.29	1:59.38
66.	Charlotte White	16	West Suffolk	2:39.98		595	36.18	1:17.17	1:58.80
67.	Isabel Hallett	18	Co Bristol	2:40.25		592	35.79	1:16.31	1:58.06
68.	Chloe Skelt	16	Mt Kelly	2:40.29		591	35.27	1:15.79	1:57.90
69.	Ruby Varney	16	Street	2:40.36		590	35.74	1:16.58	1:57.79
70.	Sophia Dumont	17	HA Dubai	2:40.52		589	35.80	1:16.93	1:58.81
71.	Colleen Devlin	17	Stockport Mo	2:40.57		588	35.13	1:14.99	1:57.19

Swim England National Winter
Championships (25m) 2021

3-5 December | Ponds Forge, Sheffield



72. Olivia Molden	17	Stockport Mo	2:40.64	587	36.23	1:16.45	1:58.18
73. Aalyah Richards	15	Bo Waltham F	2:40.66	587	36.00	1:16.19	1:58.66
74. Lana Broekhoven	18	Plymouth Lea	2:40.76	586	34.55	1:14.58	1:57.11
75. Sophie Baker	17	Chesterfield	2:40.86	585	35.34	1:15.04	1:57.19
76. Lucy Buckingham	15	Millfield	2:41.18	581	35.27	1:16.33	1:58.84
77. Ellen Bagley	16	AbingdonVale	2:41.27	581	35.23	1:16.09	1:58.02
78. Madison Rens	14	Co Liverpool	2:41.47	578	35.91	1:17.03	1:59.66
79. Olivia Cooper	15	Basildon Ph	2:41.80	575	36.31	1:17.70	2:00.08
80. Alexa Atkinson	16	Workington	2:41.82	575	36.91	1:18.10	2:00.00
81. Monika Murine	14	Bark & Dagen	2:41.96	573	36.47	1:17.22	1:59.37
81. Rebecca Keetley	17	Middlesboro	2:41.96	573	35.89	1:17.63	2:00.12
83. Chloe Bown	15	TauntonDeane	2:42.03	572	36.57	1:16.48	1:58.96
84. Sophie Moore	16	Crawley	2:42.17	571	36.19	1:17.31	1:59.83
85. Grace Jackson	13	Co Salford	2:42.51	567	36.63	1:18.44	2:00.76
86. Isis Van Der Stroom	15	Mt Kelly	2:42.52	567	36.90	1:17.62	1:59.66
87. Katie Smith	15	Guildford Ct	2:42.56	567	36.54	1:17.15	1:59.72
88. Charlotte Cope	14	Guildford Ct	2:42.71	565	36.54	1:17.41	1:59.60
89. Maisie Brown	13	Rushmoor Ryl	2:42.89	563	36.64	1:18.48	2:00.69
90. Sadie Pratt-Filker	17	Winchester	2:42.92	563	35.52	1:15.51	1:57.94
91. Lavinia Ricca	15	Chelsea&West	2:42.94	563	37.59	1:19.41	2:00.51
92. Tia Keightley	17	Co Leicester	2:42.97	563	36.26	1:17.23	2:00.05
93. Lucia Grant	18	Winchester	2:43.31	559	36.37	1:18.24	2:00.71
94. Holly Robinson	16	Mt Kelly	2:43.43	558	36.70	1:18.37	2:01.03
95. Morgan Brand	15	Rugby	2:43.49	557	35.49	1:16.87	2:00.49
96. Zara Dodd	15	Ramsbottom	2:43.72	555	37.37	1:19.36	2:01.30
97. Cora Lanham	17	Street	2:44.05	551	35.81	1:16.81	2:00.14
98. Ela Norton	17	Hatfield	2:44.46	547	36.23	1:17.79	2:01.12
99. Rebecca Dunn	16	Co Bradford	2:44.60	546	36.09	1:18.62	2:01.90
100. Niamh Savory	13	Tynemouth	2:45.05	541	36.14	1:17.03	2:00.92
101. Eleanor Perks	16	Witney	2:48.33	510	36.49	1:18.96	2:03.25
102. Lara Mills	17	Maidenhead	2:48.43	510	37.86	1:20.28	2:04.05
Matilda Ransome	15	Co Cambridge	DNC				
Molly Lee	20	West Norfolk	DNC				
Millie Weeden	18	Atlantis	DNC				
Anna Finlay	14	Gates &Whick	DQ 34				

Swim England National Winter
Championships (25m) 2021


3-5 December | Ponds Forge, Sheffield

**16 Yrs/Under Age Group - Full Results**

Place	Name	AaD	Club	Time		FINA Pt	50	100	150
1.	Sienna Robinson	16	Co Sheffield	2:24.25	O	811	32.85	1:10.02	1:46.53
2.	Molly Mayne	16	HA Dubai	2:25.92	O	784	33.22	1:09.93	1:47.48
3.	Charlotte Bianchi	15	Co Sheffield	2:30.00	O	722	34.57	1:12.50	1:51.17
4.	Lotta Schulze	14	Mt Kelly	2:31.98	J	694	34.35	1:13.33	1:52.87
5.	Caitlin Lansom	16	Co Manch Aq	2:33.18	J	678	34.29	1:12.85	1:52.80
6.	Hannah Bowley	16	Repton Swim	2:33.20	J	677	35.28	1:14.82	1:54.40
7.	Pia Summers-Newton	15	Northampton	2:33.39	J	675	35.47	1:14.74	1:54.34
8.	Sophie King	15	Woking	2:33.50	J	673	33.46	1:12.48	1:53.23
9.	Emma Allatt-File	15	Guildford Ct	2:33.75	J	670	35.39	1:14.32	1:53.90
10.	Louise Bressler	15	Guildford Ct	2:34.35	J	662	35.22	1:14.70	1:54.56
11.	Ruby Stephenson	14	Co Milton K	2:34.64	J	658	35.44	1:14.81	1:54.69
12.	Leah Schlosshan	16	Co Leeds	2:34.79	J	657	34.28	1:13.51	1:53.74
13.	Evie Floate	16	Plymouth Lea	2:35.87	J	643	34.53	1:13.99	1:54.36
14.	Julie Salah	15	HA Dubai	2:36.06		641	34.76	1:14.63	1:55.06
15.	Jodie Dilks	16	Tiverton	2:36.89		631	34.72	1:14.39	1:55.05
16.	Lois Inch	14	Winsford	2:36.94		630	36.13	1:16.25	1:57.52
17.	Kirsty Neill	14	Bishop Stort	2:36.99		629	35.83	1:16.09	1:56.72
18.	Eleanor Hall	15	Millfield	2:37.14		628	35.11	1:14.88	1:56.18
19.	Beth Young	15	teamipswich	2:37.39		625	34.35	1:14.38	1:56.05
20.	Ella McEver	16	Camden Swiss	2:37.60		622	35.91	1:15.84	1:56.84
21.	Jade Qursha	14	HA Dubai	2:37.71		621	35.93	1:16.10	1:57.46
22.	Gemma Dilks	16	Tiverton	2:37.98		618	35.36	1:15.23	1:56.00
23.	Georgia Maggs	16	Co Cambridge	2:37.99		617	34.74	1:14.48	1:55.75
24.	Danielle Siong	14	Co Milton K	2:38.16		615	35.89	1:15.40	1:57.95
25.	Hollie Whaymand	13	Maxwell	2:38.20		615	35.60	1:15.32	1:56.33
26.	Naomi McGuire	16	Ellesmere Co	2:38.31		614	35.89	1:16.11	1:56.19
27.	Jasmine D'Cunha	15	Mt Kelly	2:38.32		614	35.66	1:16.69	1:56.55
28.	Mabli Collyer	13	Swansea Aq	2:38.40		613	35.84	1:16.40	1:57.94
29.	Claire Huellou	16	Plymouth Lea	2:38.65		610	35.33	1:15.61	1:56.86
30.	Rosie Richards	15	Rushmoor Ryl	2:38.68		609	36.58	1:17.22	1:58.26
31.	Charlotte Hardy	14	Millfield	2:38.77		608	35.64	1:16.46	1:57.85
32.	Bryony Stephenson	13	Repton Swim	2:39.38		601	35.59	1:15.18	1:56.53
33.	Abby Mitchell	15	Leic Sharks	2:39.47		600	36.21	1:17.29	1:59.38
34.	Charlotte White	16	West Suffolk	2:39.98		595	36.18	1:17.17	1:58.80
35.	Chloe Skelt	16	Mt Kelly	2:40.29		591	35.27	1:15.79	1:57.90
36.	Ruby Varney	16	Street	2:40.36		590	35.74	1:16.58	1:57.79
37.	Aaliyah Richards	15	Bo Waltham F	2:40.66		587	36.00	1:16.19	1:58.66
38.	Lucy Buckingham	15	Millfield	2:41.18		581	35.27	1:16.33	1:58.84
39.	Ellen Bagley	16	AbingdonVale	2:41.27		581	35.23	1:16.09	1:58.02
40.	Madison Rens	14	Co Liverpool	2:41.47		578	35.91	1:17.03	1:59.66
41.	Olivia Cooper	15	Basildon Ph	2:41.80		575	36.31	1:17.70	2:00.08
42.	Alexa Atkinson	16	Workington	2:41.82		575	36.91	1:18.10	2:00.00
43.	Monika Murine	14	Bark & Dagen	2:41.96		573	36.47	1:17.22	1:59.37
44.	Chloe Bown	15	TauntonDeane	2:42.03		572	36.57	1:16.48	1:58.96
45.	Sophie Moore	16	Crawley	2:42.17		571	36.19	1:17.31	1:59.83
46.	Grace Jackson	13	Co Salford	2:42.51		567	36.63	1:18.44	2:00.76
47.	Isis Van Der Stroom	15	Mt Kelly	2:42.52		567	36.90	1:17.62	1:59.66
48.	Katie Smith	15	Guildford Ct	2:42.56		567	36.54	1:17.15	1:59.72
49.	Charlotte Cope	14	Guildford Ct	2:42.71		565	36.54	1:17.41	1:59.60
50.	Maisie Brown	13	Rushmoor Ryl	2:42.89		563	36.64	1:18.48	2:00.69
51.	Lavinia Ricca	15	Chelsea&West	2:42.94		563	37.59	1:19.41	2:00.51
52.	Holly Robinson	16	Mt Kelly	2:43.43		558	36.70	1:18.37	2:01.03
53.	Morgan Brand	15	Rugby	2:43.49		557	35.49	1:16.87	2:00.49
54.	Zara Dodd	15	Ramsbottom	2:43.72		555	37.37	1:19.36	2:01.30
55.	Rebecca Dunn	16	Co Bradford	2:44.60		546	36.09	1:18.62	2:01.90
56.	Niamh Savory	13	Tynemouth	2:45.05		541	36.14	1:17.03	2:00.92
57.	Eleanor Perks	16	Witney	2:48.33		510	36.49	1:18.96	2:03.25
	Matilda Ransome	15	Co Cambridge		DNC				
	Anna Finlay	14	Gates &Whick		DQ 35				

Swim England National Winter
Championships (25m) 2021

3-5 December | Ponds Forge, Sheffield

**EVENT 308 Men Open 100m Backstroke**

Place	Name	AaD	Club	Time	FINA Pt	50
1.	Cameron Brooker	19	Wycombe Dist	52.58	803	25.31
2.	Joe Litchfield	23	Loughboro NC	52.76	795	25.91
3.	William Kearsey	24	Hatfield	52.78	794	25.14
4.	Jonathon Adam	19	Bath NC	52.85	791	25.19
5.	James McFadzen	22	Loughboro Un	53.12	779	25.87
6.	Elliott Clogg	22	Loughboro NC	53.24	773	25.52
7.	Alexander Armstrong	20	SurreyUni SC	53.40	766	25.74
8.	Charlie Brown	20	Loughboro NC	53.58	759	25.88
9.	Robbie Hemmings	17	Poole	53.89	746	26.16
10.	Toby Hill	17	Co Manch Aq	54.04	740	26.08
11.	Harry Shalomon	23	Loughboro Un	54.19	733	25.79
12.	Jack Skerry	17	New Hall	54.22	732	25.97
13.	Samuel Greenbank	18	Co Sheffield	54.29	729	26.16
14.	Matthew Ward	16	Mt Kelly	54.43	724	26.35
15.	Simon Kliment	20	Co Sheffield	54.61	717	26.26
16.	Leo Sarigins	20	Blythe Barra	54.78	710	26.51
17.	Oliver Morgan	18	Birm'ham Uni	54.84	708	26.51
18.	Matthew Cairns	16	Millfield	54.87	706	26.22
18.	Luca De Zilva	18	Leic Sharks	54.87	706	26.57
20.	James Meyrick	18	Winchester	54.92	705	26.59
21.	Lewis Maxwell	18	Bath Univ	54.97	703	26.34
22.	Samuel Lawman	26	East Leeds	54.98	702	25.65
23.	Mark Edmundson	20	Team Bath AS	55.01	701	26.62
24.	Eugene Brooks-Clarke	19	Co Sheffield	55.10	698	26.45
25.	Harry Nicholson	17	Newcastle	55.26	692	26.34
26.	Ellis Morgan	18	Wycombe Dist	55.28	691	26.75
27.	Moritz Hoogers	20	Bath Univ	55.34	689	26.08
28.	Miles Drabwell	20	Bath Univ	55.41	686	26.95
29.	Toby Stewart	18	Guildford Ct	55.54	681	26.09
30.	Jacob Davies	19	Co Birm'ham	55.57	680	26.57
30.	Shakil Giordani	19	Co Manch Aq	55.57	680	26.26
32.	Lewis Warner	16	Bassetlaw SS	55.61	679	26.51
32.	Matthew Taylor	18	Guildford Ct	55.61	679	26.52
34.	Nathan Wells	23	West Norfolk	55.66	677	27.03
35.	Thomas Beeley	22	Plymouth Lea	55.67	676	26.66
36.	Tom Barden	18	Loughboro Un	55.79	672	26.72
37.	Archie Evans	17	Corby	55.86	670	27.01
38.	Vissesh Parameswar	15	HA Dubai	56.04	663	27.07
39.	Aiden Symons-Brown	17	Plymouth Lea	56.12	660	26.88
40.	William Ellis	18	Bo Stockton	56.13	660	27.16
41.	Hendrik Van Der Leest	17	Woking	56.16	659	27.02
42.	Harry Robinson	17	Mt Kelly	56.18	658	26.76
43.	Jan Poulton	17	Wycombe Dist	56.41	650	27.28
44.	Nicholas Rutherford	16	HA Dubai	56.45	649	27.29
45.	Metin Mahmutoglu	17	Chelsea&West	56.46	648	-
46.	Conor Cherrington	15	Millfield	56.50	647	27.18
46.	David O'Loughlin	17	Millfield	56.50	647	27.05
48.	Christian Duetoft	16	Leatherhead	56.51	647	27.28
49.	Benjamin Prosser	21	Loughboro Un	56.53	646	26.81
49.	Roan Greening	19	Loughboro Un	56.53	646	27.16
51.	Marin De Villard	16	St Felix Sch	56.56	645	27.28
52.	Oscar Barlow	16	TauntonDeane	56.63	643	27.46
53.	Max Elkin	17	Swansea Aq	56.64	642	28.22
54.	Joseph Davies	18	SurreyUni SC	56.78	637	27.25
55.	Thomas Spencer	16	Portsmouth N	56.80	637	27.13
56.	Matthew Hind	17	Brighton	56.81	636	27.62
57.	Fritz Dietz	17	Dartmoor DA	56.87	634	27.88
57.	Finley Bunhejee	16	Derventio	56.87	634	27.34
59.	Thomas Maskell	15	Derwentside	56.89	634	-
60.	James Pennington	17	Altrincham	56.91	633	27.76
61.	Benjamin Green	17	Watford SC	56.99	630	-
62.	Matthew Gray	21	Co Leeds	57.08	627	27.47
63.	Adam Graham	16	Millfield	57.22	623	27.52
64.	Matthew Burton	20	Swansea Uni	57.27	621	27.14
65.	Tom Garden	22	Swansea Uni	57.48	614	27.21
66.	Ryan Whitworth	19	TauntonDeane	57.55	612	27.69
67.	Joseph Bartley	17	Sutton Cheam	57.58	611	27.90
68.	Henry Gray	15	Chelsea&West	57.65	609	-
69.	Jack Allan	18	Loughboro Un	57.68	608	27.81
70.	Fabian Brudnicki	17	Co Peterboro	57.71	607	27.63
71.	Fergus Thomson	14	Mt Kelly	57.73	607	28.38
72.	Dominic Bools	18	Repton Swim	57.74	606	27.89
73.	Andrew Jones	17	Royal Wolv	57.80	604	28.18
74.	Liam Brennan	19	Basildon Ph	57.82	604	27.77

Swim England National Winter
Championships (25m) 2021

3-5 December | Ponds Forge, Sheffield



75. Charlie Broome	17	Co Leeds	57.86	602	28.00
76. Logan Winter	16	Portsmouth N	57.88	602	27.93
76. Ashley Donaldson	17	Altrincham	57.88	602	28.01
78. Gabriel Knight	16	S Bourmem'th	57.94	600	27.35
79. Sonny Chamberlain-Hyde	18	Seagulls SC	57.96	599	27.67
80. Oscar Dodds	15	Ellesmere Co	57.98	599	-
81. Jake Acton	16	Brighton	58.04	597	-
82. Rafae Shafi	16	HA Dubai	58.06	596	28.09
83. Cameron Lewis	19	Gloucester	58.08	596	27.49
84. Jolan Bennett	18	Stockport Mo	58.11	595	-
85. Nikita Charykin	15	Thurrock	58.22	591	28.36
86. Benjamin Twynham	16	Co Derby	58.24	591	28.00
87. Max Stockdale	16	Repton Swim	58.31	589	-
88. Ethan Riches	18	Co Lincoln P	58.34	588	27.82
88. Ethan Lawton	20	Derventio	58.34	588	28.52
90. James Bartley	18	Mt Kelly	58.36	587	28.00
91. Dominic Morgan	16	Leatherhead	58.46	584	28.22
92. Sean McCann	16	Co Leicester	58.55	581	28.74
93. Francis Dyson	17	Oldham Aqua	58.70	577	28.33
94. Gabriel Taylor-Rimmer	17	Bolton Metro	58.73	576	28.64
95. Laith Sabbah	17	HA Dubai	58.74	576	28.61
96. Finn Broekhoven	15	Plymouth Lea	58.76	575	28.39
97. Ben Hatfield	15	Winchester	58.78	575	28.94
98. Matthew Baker	15	West Suffolk	58.79	574	29.13
99. Joshua Vance	18	Northampton	58.80	574	28.67
99. Joshua Golsby-Taylor	17	Leamington	58.80	574	28.47
99. Simon Robson	17	York City	58.80	574	28.02
102. Kieran Grant	16	Bev Barracud	58.87	572	-
103. Matthew Tinkler	16	Wigan BEST	58.89	571	28.23
104. Euan Macleod	16	Shiverers	58.91	571	28.04
105. Oliver Saunders	16	Team Bath AS	59.05	567	27.95
106. Oliver Burns	16	Royal Wolf	59.10	565	28.72
107. Brydan Byrne	14	Mt Kelly	59.17	563	28.65
108. Gideon Hollinsky	16	Plymouth Lea	59.33	559	28.46
108. Jack Hill	16	Linslade	59.33	559	28.68
110. Ezra Lambert	15	Repton Swim	59.39	557	28.75
111. David Annis	15	Pershore	59.43	556	28.85
112. Jacob Mills	14	Leic Sharks	59.44	556	28.55
113. Toby Godsell	14	Bishop Stort	59.52	553	28.48
114. George Snow	15	Portsmouth N	59.55	553	-
115. Noah Oladele-Ajose	15	Bromley	59.66	549	-
116. Sean Simmons	16	Bristol Hen	59.72	548	28.15
117. Roan Sheriff	16	Skipton	59.90	543	28.40
117. Charlie Meek	15	Poole	59.90	543	29.46
119. Mehmet Zeren	15	Brompton	1:00.09	538	28.83
120. Luke Poulton	15	Wycombe Dist	1:00.22	534	29.22
121. Oliver Caddick	16	Chase	1:00.43	529	29.38
122. Joseph McGillivray	16	Co Norwich	1:00.62	524	28.98
123. Krystof Wood	14	Bromsgrove	1:00.65	523	29.32
124. Kieran Birkett	16	Co St Albans	1:00.80	519	28.51
125. Brandon Biss	16	Camden Swiss	1:01.37	505	29.61
126. Daniel Jenkins	20	SurreyUni SC	1:03.06	465	29.84
Matthew Aldred	16	Watford SC	DNC		
Alexander Catton	18	Bishop Stort	DNC		
Isaac Dodds	17	Ellesmere Co	DNC		
Alfie Scott	18	Newcastle	DNC		
Oliver O'Halleron	21	Derwentside	DNC		
Jake Hutchinson	15	Ellesmere Co	DNC		
Filip Fraczek-Krygier	19	Winchester	DNC		

Swim England National Winter
Championships (25m) 2021


3-5 December | Ponds Forge, Sheffield

**16 Yrs/Under Age Group - Full Results**

Place	Name	AaD	Club	Time	FINA Pt	50
1.	Matthew Ward	16	Mt Kelly	54.43	724	26.35
2.	Matthew Cairns	16	Millfield	54.87	706	26.22
3.	Lewis Warner	16	Bassetlaw SS	55.61	679	26.51
4.	Vissesh Parameswar	15	HA Dubai	56.04	663	27.07
5.	Nicholas Rutherford	16	HA Dubai	56.45	649	27.29
6.	Conor Cherrington	15	Millfield	56.50	647	27.18
7.	Christian Duetoft	16	Leatherhead	56.51	647	27.28
8.	Marin De Villard	16	St Felix Sch	56.56	645	27.28
9.	Oscar Barlow	16	TauntonDeane	56.63	643	27.46
10.	Thomas Spencer	16	Portsmouth N	56.80	637	27.13
11.	Finley Bunhejee	16	Derventio	56.87	634	27.34
12.	Thomas Maskell	15	Derwentside	56.89	634	-
13.	Adam Graham	16	Millfield	57.22	623	27.52
14.	Henry Gray	15	Chelsea&West	57.65	609	-
15.	Fergus Thomson	14	Mt Kelly	57.73	607	28.38
16.	Logan Winter	16	Portsmouth N	57.88	602	27.93
17.	Gabriel Knight	16	S Boumem'th	57.94	600	27.35
18.	Oscar Dodds	15	Ellesmere Co	57.98	599	-
19.	Jake Acton	16	Brighton	58.04	597	-
20.	Rafae Shafi	16	HA Dubai	58.06	596	28.09
21.	Nikita Charykin	15	Thurrock	58.22	591	28.36
22.	Benjamin Twynham	16	Co Derby	58.24	591	28.00
23.	Max Stockdale	16	Repton Swim	58.31	589	-
24.	Dominic Morgan	16	Leatherhead	58.46	584	28.22
25.	Sean McCann	16	Co Leicester	58.55	581	28.74
26.	Finn Broekhoven	15	Plymouth Lea	58.76	575	28.39
27.	Ben Hatfield	15	Winchester	58.78	575	28.94
28.	Matthew Baker	15	West Suffolk	58.79	574	29.13
29.	Kieran Grant	16	Bev Barracud	58.87	572	-
30.	Matthew Tinkler	16	Wigan BEST	58.89	571	28.23
31.	Euan Macleod	16	Shiverers	58.91	571	28.04
32.	Oliver Saunders	16	Team Bath AS	59.05	567	27.95
33.	Oliver Burns	16	Royal Wolv	59.10	565	28.72
34.	Brydan Byrne	14	Mt Kelly	59.17	563	28.65
35.	Gideon Hollinsky	16	Plymouth Lea	59.33	559	28.46
35.	Jack Hill	16	Linslade	59.33	559	28.68
37.	Ezra Lambert	15	Repton Swim	59.39	557	28.75
38.	David Annis	15	Pershore	59.43	556	28.85
39.	Jacob Mills	14	Leic Sharks	59.44	556	28.55
40.	Toby Godsell	14	Bishop Stort	59.52	553	28.48
41.	George Snow	15	Portsmouth N	59.55	553	-
42.	Noah Oladele-Ajose	15	Bromley	59.66	549	-
43.	Sean Simmons	16	Bristol Hen	59.72	548	28.15
44.	Roan Sheriff	16	Skipton	59.90	543	28.40
44.	Charlie Meek	15	Poole	59.90	543	29.46
46.	Mehmet Zeren	15	Brompton	1:00.09	538	28.83
47.	Luke Poulton	15	Wycombe Dist	1:00.22	534	29.22
48.	Oliver Caddick	16	Chase	1:00.43	529	29.38
49.	Joseph McGillivray	16	Co Norwich	1:00.62	524	28.98
50.	Krystof Wood	14	Bromsgrove	1:00.65	523	29.32
51.	Kieran Birkett	16	Co St Albans	1:00.80	519	28.51
52.	Brandon Biss	16	Camden Swiss	1:01.37	505	29.61
	Matthew Aldred	16	Watford SC	DNC		
	Jake Hutchinson	15	Ellesmere Co	DNC		

Swim England National Winter
Championships (25m) 2021

3-5 December | Ponds Forge, Sheffield

**EVENT 310 Men Open 200m Breaststroke**

Place	Name	AaD	Club	Time	FINA Pt	50	100	150
1.	Adam Chillingworth	24	Plymouth Lea	2:09.87	792	29.77	1:03.46	1:36.60
2.	Aneurin Davies	17	Swansea Aq	2:11.58	761	29.96	1:03.62	1:38.28
3.	Rhodri Williams	19	Co Liverpool	2:11.99	754	29.60	1:03.04	1:36.92
4.	Harvey Freeman	17	Northampton	2:12.23	750	30.36	1:04.27	1:38.10
5.	Robbie Jones	20	Loughboro Un	2:12.33	748	29.72	1:03.17	1:37.27
6.	Matthew Rogers	21	Bromley	2:12.64	743	29.99	1:03.57	1:37.79
7.	Yaron Gerber	23	Ealing	2:12.69	742	29.97	1:03.36	1:37.65
8.	Gregory Butler	21	Loughboro NC	2:12.82	740	29.87	1:03.58	1:38.01
9.	David Murphy	23	Loughboro NC	2:13.12	735	29.27	1:03.40	1:38.26
10.	Olivier Vedrenne	16	Co Norwich	2:13.17	734	29.91	1:03.59	1:38.03
11.	Liam Davis	21	Plymouth Lea	2:13.93	722	30.72	1:04.55	1:38.88
12.	William Ellington	18	UniOfStirl	2:14.66	710	29.93	1:03.86	1:38.74
13.	William Mitchell	19	Loughboro Un	2:14.81	708	29.67	1:03.78	1:39.16
14.	Pravin Mahendrakumar	18	Bromley	2:14.90	706	30.33	1:03.78	1:39.16
15.	Joseph Buxton	18	Reading	2:14.99	705	30.49	1:04.56	1:39.46
16.	Oliver Kettle	17	Portsmouth N	2:15.11	703	29.71	1:03.30	1:38.69
17.	B Howarth-Osborne	17	Co Sheffield	2:15.17	702	30.68	1:05.29	1:39.88
18.	Jack Blair	23	Chesterfield	2:15.36	699	30.24	1:04.79	1:39.99
19.	Charlie-Joe Hallett	20	Plymouth Lea	2:15.37	699	30.59	1:06.01	1:40.60
20.	Alexander Casey	17	Co Leicester	2:15.89	691	30.56	1:05.28	1:40.47
21.	Oscar Bilbao	15	HA Dubai	2:16.02	689	30.33	1:04.83	1:40.80
22.	Jay Manners	22	Derwentside	2:16.03	689	30.83	1:05.36	1:40.58
23.	Mykhaylo Rozenfeld	20	Co Sheffield	2:16.11	688	30.30	1:04.70	1:40.06
24.	Tom Beagley	21	Bath Univ	2:16.38	683	30.24	1:03.87	1:39.22
25.	Joseph Sin	18	Mt Kelly	2:16.41	683	30.24	1:05.15	1:40.88
26.	Rafe Dobson	17	Co Milton K	2:16.67	679	31.11	1:05.08	1:40.55
27.	Samuel Neeld	21	SurreyUni SC	2:16.70	679	29.65	1:03.32	1:38.72
28.	Samuel Smith	16	Northampton	2:16.81	677	30.97	1:06.02	1:41.06
29.	Richard Farthing	19	Loughboro Un	2:17.16	672	30.99	1:06.07	1:41.36
30.	David Miller	22	Bath Univ	2:17.19	671	30.91	1:05.21	1:40.62
31.	Donatas Dragasius	17	Mt Kelly	2:17.45	668	31.39	1:05.88	1:41.27
32.	Kenji McDade	19	Maxwell	2:17.69	664	30.89	1:05.53	1:40.93
33.	Elliot Woodburn	16	Millfield	2:17.77	663	30.29	1:04.97	1:41.01
34.	Joshua Press	18	Co Milton K	2:18.05	659	30.96	1:06.43	1:42.23
35.	Freddie Laws	18	West Norfolk	2:18.31	655	31.48	1:06.48	1:42.11
36.	Ryan Griffiths	18	Co Sheffield	2:18.82	648	30.61	1:05.09	1:41.08
37.	Aslak Varela	18	Plymouth Lea	2:18.90	647	31.70	1:07.32	1:42.80
38.	William Loveman	21	Co St Albans	2:18.91	647	30.87	1:05.84	1:41.91
39.	Sam Williamson	17	Mt Kelly	2:18.96	646	31.28	1:06.15	1:42.26
40.	Ronny Hallett	17	Mt Kelly	2:19.09	644	31.20	1:06.14	1:42.20
41.	Vadim Bosc	16	Co Liverpool	2:19.25	642	31.61	1:07.12	1:43.44
42.	Mackenzie Cannon	19	Mid Sussex	2:19.36	641	29.61	1:04.55	1:41.34
43.	Luke Ibbeson	18	Loughboro Un	2:19.61	637	30.33	1:04.65	1:40.44
44.	Filip Nowacki	14	TigersJersey	2:19.78	635	31.54	1:07.31	1:43.89
45.	Donald Bisset	20	Gloucester	2:19.91	633	30.70	1:06.02	1:42.63
46.	Max Wass	18	Cosacs	2:19.95	632	30.69	1:06.70	1:43.62
47.	Matt Burrows	16	Sevenoaks	2:20.01	632	31.29	1:06.81	1:43.20
48.	Isaac Hall	17	Ellesmere Co	2:20.26	628	31.15	1:06.30	1:42.97
49.	Arthur Llewellyn	17	Bo Stockton	2:20.32	627	31.53	1:07.13	1:43.48
50.	Drew McGregor	18	Mt Kelly	2:20.33	627	31.16	1:07.00	1:43.18
51.	Callum Woolfenden	16	Beckenham	2:20.45	626	31.30	1:07.08	1:43.67
52.	Wyatt Walsh	18	Millfield	2:20.51	625	31.33	1:06.63	1:43.44
53.	Cameron White	19	Guildford Ct	2:20.55	624	31.70	1:07.59	1:43.93
54.	Elijah Kendrick	17	Plymouth Lea	2:20.64	623	31.24	1:07.02	1:43.93
55.	Joshua Pemberton	21	Derventio	2:21.08	617	32.46	1:07.67	1:44.68
56.	Buddy Deakes	17	Newcastle St	2:21.19	616	30.93	1:06.34	1:43.11
57.	James Abulencia	15	Co Birm'ham	2:21.25	615	32.05	1:07.66	1:44.35
58.	Martin Smith	17	Bo Kirklees	2:21.47	612	31.72	1:07.85	1:44.80
59.	Christian Ryan	16	Tynedale	2:21.49	612	31.86	1:07.61	1:44.09
60.	Nikolai Khutoryanskiy	18	Reading	2:21.56	611	30.96	1:06.96	1:44.45
61.	Thomas Hamilton	20	Birm'ham Uni	2:21.76	609	31.60	1:07.53	1:44.73
62.	Conor Cherrington	15	Millfield	2:21.77	608	32.24	1:08.30	1:44.67
63.	Thomas Wilkinson	15	Co Sheffield	2:22.18	603	31.36	1:07.45	1:44.37
64.	Thomas Deffains	17	Mt Kelly	2:22.43	600	32.10	1:08.52	1:46.01
65.	Alexander Corver	15	Bromley	2:22.57	598	31.45	1:08.05	1:45.41
66.	Luke Adams	19	Co Salford	2:22.60	598	31.61	1:07.39	1:44.49
66.	Dominic McCarthy	19	Hoddesdon	2:22.60	598	30.87	1:06.85	1:44.13
68.	Amir Castronovo	18	Loughboro Un	2:22.61	598	31.60	1:07.51	1:44.09
69.	Jonathan Turck	15	Mt Kelly	2:22.69	597	31.80	1:08.22	1:45.26
70.	Myles Turner	21	West Suffolk	2:22.93	594	32.13	1:08.46	1:45.31
71.	Thomas Bergmann	16	Co Sheffield	2:23.34	589	31.75	1:08.10	1:45.58
72.	Tommaso Martini	16	Portsmouth N	2:23.39	588	31.90	1:07.43	1:44.16
73.	Oscar Miles	17	Thanet Swim	2:23.42	588	31.38	1:08.18	1:45.40

Swim England National Winter
Championships (25m) 2021

3-5 December | Ponds Forge, Sheffield



74. Alexander Williams	16 Hillingdon	2:23.60	585	32.68	1:09.45	1:46.75
75. Zack Westhead	18 Farnham	2:23.63	585	31.83	1:07.74	1:45.33
76. Joe Stratton	17 Royal Wolv	2:23.65	585	32.19	1:09.33	1:46.78
77. Thomas Sarah	27 Co Cambridge	2:23.76	583	32.04	1:08.02	1:45.58
78. William Godsell	16 Bishop Stort	2:23.83	583	31.79	1:07.97	1:45.61
79. Michael Edwards	17 Mid Sussex	2:23.91	582	31.36	1:08.26	1:45.74
80. Henry Crust	16 Co Lincoln P	2:24.00	581	32.78	1:09.20	1:46.13
81. Ley Ito	16 Hackney	2:24.06	580	32.62	1:08.94	1:45.59
82. Conor Wright	17 Thanet Swim	2:24.08	580	30.90	1:06.70	1:44.77
83. Luke Gausden	17 Atlantis	2:24.34	576	31.93	1:09.14	1:46.84
84. Joshua Weston	17 Wycombe Dist	2:24.38	576	32.60	1:09.17	1:46.82
85. Jacob Davison	16 Chester Le S	2:24.54	574	31.72	1:08.14	1:46.03
86. Harvey Quiddington	17 Barnet Copt	2:24.60	573	31.76	1:07.72	1:45.62
87. William Dean	16 Maidenhead	2:24.67	572	32.36	1:08.94	1:47.09
88. Kayden Sillah	15 Maidenhead	2:24.70	572	33.07	1:10.22	1:47.87
89. Mark Milburn	16 Colchester	2:24.92	570	32.24	1:09.30	1:47.68
90. Jacob Hudson	17 Winchester	2:24.97	569	32.08	1:08.76	1:46.38
91. George Booth Rudd	19 Maidenhead	2:25.01	568	32.52	1:09.58	1:47.18
92. Toby Ranson	17 Co Manch Aq	2:25.09	568	31.30	1:07.82	1:46.00
92. Joseph Martin	21 Newcastle	2:25.09	568	32.05	1:07.99	1:45.88
94. Sebastian Pickering	16 Bromley	2:25.14	567	31.77	1:08.85	1:46.86
95. Giovanni Poggio	15 Plymouth Lea	2:25.20	566	33.38	1:11.09	1:48.43
96. Jake Gaunt	16 Soundwell	2:25.51	563	31.28	1:07.69	1:45.54
97. Isaac Zawada	16 Teddington	2:25.78	559	32.62	1:09.59	1:47.72
98. Can Tugcetin	16 Newbury	2:26.15	555	32.56	1:09.90	1:47.90
99. Xuanming Guo	14 Co Manch Aq	2:26.17	555	32.80	1:09.21	1:47.26
100. Alexander Hicks	19 SurreyUni SC	2:26.91	547	32.29	1:09.92	1:47.58
101. Luke Clegg	16 Bo Kirklees	2:27.14	544	31.87	1:08.65	1:46.78
102. Farran Gregory	17 TauntonDeane	2:27.53	540	32.76	1:09.70	1:48.78
103. Peter Yu	15 Millfield	2:27.79	537	32.81	1:09.75	1:48.66
104. Edward Ormsby	14 Co Cambridge	2:27.99	535	32.40	1:09.87	1:48.83
105. Marco Roberts	16 Hackney	2:28.07	534	32.73	1:11.17	1:50.17
106. Nathan Walford	16 Wycombe Dist	2:28.29	532	32.33	1:09.50	1:48.43
107. Thomas McDermott	15 Middlesboro	2:28.97	524	33.50	1:11.74	1:50.24
107. Ezra Lambert	15 Repton Swim	2:28.97	524	33.64	1:11.58	1:50.78
109. Reagan Gallagher	15 TauntonDeane	2:29.20	522	33.67	1:11.78	1:51.39
110. Joseph Ashley	13 Warrington W	2:29.36	520	34.43	1:12.71	1:50.98
111. George Whittle	15 Derventio	2:29.40	520	33.16	1:11.23	1:49.64
112. Tyler Tombs	16 Chelmsford	2:29.53	518	32.93	1:11.36	1:51.57
113. Joseph Watkiss	16 Maidenhead	2:29.62	517	34.03	1:12.19	1:51.08
114. Oliver Warner	14 Bromley	2:29.79	516	34.40	1:12.79	1:51.16
115. Blayne Stanbrook	16 Co Bristol	2:29.83	515	32.82	1:10.95	1:50.45
116. Oren Jones	15 Crawley	2:30.54	508	33.57	1:12.06	1:51.34
117. William Morris	15 Middlesboro	2:30.93	504	33.85	1:12.45	1:51.61
118. Daniel Holliss	15 Co St Albans	2:31.18	502	33.15	1:10.85	1:50.18
119. Joseph Dollamore	14 Portsmouth N	2:31.85	495	33.43	1:11.93	1:51.98
120. Daniel Oakley	16 Winchester	2:32.80	486	33.98	1:11.77	1:52.39
121. Daniel Wilson	15 Portsmouth N	2:33.05	483	33.87	1:12.94	1:52.93
122. Lucas Bohm	14 Camden Swiss	2:33.86	476	34.56	1:13.49	1:52.77
Elliot Sibley	16 Nova Cent'n	DNC				
Rohan Smith	17 Skipton	DNC				
Edward Whittles	15 Chelsea&West	DNC				
Lewis Shayler	18 Watford SC	DNC				
Ben Harrison	21 Loughboro Un	DNC				
Sam Van Der Stroom	18 Mt Kelly	DNC				
George Smith	17 Ellesmere Co	DNC				

Swim England National Winter
Championships (25m) 2021

3-5 December | Ponds Forge, Sheffield

**16 Yrs/Under Age Group - Full Results**

Place	Name	AaD	Club	Time	O	FINA Pt	50	100	150
1.	Olivier Vedrenne	16	Co Norwich	2:13.17	O	734	29.91	1:03.59	1:38.03
2.	Oscar Bilbao	15	HA Dubai	2:16.02	J	689	30.33	1:04.83	1:40.80
3.	Samuel Smith	16	Northampton	2:16.81	J	677	30.97	1:06.02	1:41.06
4.	Elliot Woodburn	16	Millfield	2:17.77	J	663	30.29	1:04.97	1:41.01
5.	Vadim Bosc	16	Co Liverpool	2:19.25	J	642	31.61	1:07.12	1:43.44
6.	Filip Nowacki	14	TigersJersey	2:19.78	J	635	31.54	1:07.31	1:43.89
7.	Matt Burrows	16	Sevenoaks	2:20.01	J	632	31.29	1:06.81	1:43.20
8.	Callum Woolfenden	16	Beckenham	2:20.45	J	626	31.30	1:07.08	1:43.67
9.	James Abulencia	15	Co Birm'ham	2:21.25	J	615	32.05	1:07.66	1:44.35
10.	Christian Ryan	16	Tynedale	2:21.49	J	612	31.86	1:07.61	1:44.09
11.	Conor Cherrington	15	Millfield	2:21.77	J	608	32.24	1:08.30	1:44.67
12.	Thomas Wilkinson	15	Co Sheffield	2:22.18		603	31.36	1:07.45	1:44.37
13.	Alexander Corver	15	Bromley	2:22.57		598	31.45	1:08.05	1:45.41
14.	Jonathan Turck	15	Mt Kelly	2:22.69		597	31.80	1:08.22	1:45.26
15.	Thomas Bergmann	16	Co Sheffield	2:23.34		589	31.75	1:08.10	1:45.58
16.	Tommaso Martini	16	Portsmouth N	2:23.39		588	31.90	1:07.43	1:44.16
17.	Alexander Williams	16	Hillingdon	2:23.60		585	32.68	1:09.45	1:46.75
18.	William Godsell	16	Bishop Stort	2:23.83		583	31.79	1:07.97	1:45.61
19.	Henry Crust	16	Co Lincoln P	2:24.00		581	32.78	1:09.20	1:46.13
20.	Ley Ito	16	Hackney	2:24.06		580	32.62	1:08.94	1:45.59
21.	Jacob Davison	16	Chester Le S	2:24.54		574	31.72	1:08.14	1:46.03
22.	William Dean	16	Maidenhead	2:24.67		572	32.36	1:08.94	1:47.09
23.	Kayden Sillah	15	Maidenhead	2:24.70		572	33.07	1:10.22	1:47.87
24.	Mark Milburn	16	Colchester	2:24.92		570	32.24	1:09.30	1:47.68
25.	Sebastian Pickering	16	Bromley	2:25.14		567	31.77	1:08.85	1:46.86
26.	Giovanni Poggio	15	Plymouth Lea	2:25.20		566	33.38	1:11.09	1:48.43
27.	Jake Gaunt	16	Soundwell	2:25.51		563	31.28	1:07.69	1:45.54
28.	Isaac Zawada	16	Teddington	2:25.78		559	32.62	1:09.59	1:47.72
29.	Can Tugcecin	16	Newbury	2:26.15		555	32.56	1:09.90	1:47.90
30.	Xuanming Guo	14	Co Manch Aq	2:26.17		555	32.80	1:09.21	1:47.26
31.	Luke Clegg	16	Bo Kirklees	2:27.14		544	31.87	1:08.65	1:46.78
32.	Peter Yu	15	Millfield	2:27.79		537	32.81	1:09.75	1:48.66
33.	Edward Ormsby	14	Co Cambridge	2:27.99		535	32.40	1:09.87	1:48.83
34.	Marco Roberts	16	Hackney	2:28.07		534	32.73	1:11.17	1:50.17
35.	Nathan Walford	16	Wycombe Dist	2:28.29		532	32.33	1:09.50	1:48.43
36.	Thomas McDermott	15	Middlesboro	2:28.97		524	33.50	1:11.74	1:50.24
36.	Ezra Lambert	15	Repton Swim	2:28.97		524	33.64	1:11.58	1:50.78
38.	Reagan Gallagher	15	TauntonDeane	2:29.20		522	33.67	1:11.78	1:51.39
39.	Joseph Ashley	13	Warrington W	2:29.36		520	34.43	1:12.71	1:50.98
40.	George Whittle	15	Derventio	2:29.40		520	33.16	1:11.23	1:49.64
41.	Tyler Tombs	16	Chelmsford	2:29.53		518	32.93	1:11.36	1:51.57
42.	Joseph Watkiss	16	Maidenhead	2:29.62		517	34.03	1:12.19	1:51.08
43.	Oliver Warner	14	Bromley	2:29.79		516	34.40	1:12.79	1:51.16
44.	Blayne Stanbrook	16	Co Bristol	2:29.83		515	32.82	1:10.95	1:50.45
45.	Oren Jones	15	Crawley	2:30.54		508	33.57	1:12.06	1:51.34
46.	William Morris	15	Middlesboro	2:30.93		504	33.85	1:12.45	1:51.61
47.	Daniel Holliss	15	Co St Albans	2:31.18		502	33.15	1:10.85	1:50.18
48.	Joseph Dollamore	14	Portsmouth N	2:31.85		495	33.43	1:11.93	1:51.98
49.	Daniel Oakley	16	Winchester	2:32.80		486	33.98	1:11.77	1:52.39
50.	Daniel Wilson	15	Portsmouth N	2:33.05		483	33.87	1:12.94	1:52.93
51.	Lucas Bohm	14	Camden Swiss	2:33.86		476	34.56	1:13.49	1:52.77
	Elliot Sibley	16	Nova Cent'n	DNC					
	Edward Whittles	15	Chelsea&West	DNC					