

Day 2 19 April 2017 Heat Results

***EVENT 201 Womens Open 100m Backstroke***

**Open Age Group - Full Results**

Place	Name	YoB	Club	Time	R.T.	FINA Pt	50
1.	Kathleen Dawson	(97)	UniOfStirl	1:00.26	A	897	29.20
2.	Jessica Fullalove	(96)	Bath Univ	1:00.74	A	876	29.49
3.	Georgia Davies	(90)	Loughboro Un	1:00.83	A	872	29.39
4.	Elizabeth Simmonds	(91)	Edinburgh Un	1:01.06	A	862	29.67
5.	Lauren Quigley	(95)	Co Liverpool	1:01.71	A	835	29.98
6.	Anna Maine	(00)	Woking	1:01.72	A	835	29.54
7.	Chloe Golding	(98)	Co Manch Aq	1:01.76	A	833	30.49
8.	Ekaterina Avramova	(91)	Ealing	1:01.78		832	29.97
9.	Kirsty Simpson	(96)	Aberdeen Per	1:01.89	SO/A	828	29.66
9.	Charlotte Evans	(97)	Loughboro Un	1:01.89	SO/A	828	30.20
11.	Cassie Wild	(00)	Ellesmere Co	1:02.07	J	820	29.93
12.	Harriet West	(97)	Loughboro Un	1:02.08	T	820	30.09
13.	Kathryn Greenslade	(98)	Edinburgh Un	1:02.09	T	820	30.38
14.	Natasha Hofton	(95)	UniOfStirl	1:02.20		815	30.08
15.	Courteney Price	(98)	Nova Cent'n	1:02.29	T	812	30.34
16.	Lily Boseley	(01)	Co Sheffield	1:02.49	J	804	30.42
17.	Harriet Cooper	(97)	Loughboro Un	1:02.60	T	800	30.54
18.	Mollie Allen	(98)	Co Peterboro	1:02.71	T	796	30.13
19.	Ellinor Southward	(01)	Ellesmere Co	1:02.81	J	792	30.76
20.	Georgia-Mae Hohmann	(94)	Co Cardiff	1:02.83		791	30.40
21.	Anna Newlands	(98)	Edinburgh Un	1:03.11	T	781	30.27
22.	Athena Clayson	(01)	Mt Kelly	1:03.55	J	764	30.94
23.	Emilia Sansome	(01)	Wycombe Dist	1:03.62	J	762	31.20
24.	Debbie Cocking	(01)	Rotherham Mo	1:03.71	J	759	30.49
24.	Eleanor Baldwin	(99)	Co Derby	1:03.71	T	759	30.86
26.	Lauren Cox	(01)	Co Coventry	1:03.82	J	755	30.97
26.	Rachel Wellings	(00)	Co Peterboro	1:03.82	J	755	30.60
26.	Karen Reid	(98)	Edinburgh Un	1:03.82	T?	755	30.79
26.	Martha Duley	(99)	Colchester	1:03.82		755	30.75
30.	Isabel Jones	(00)	Millfield	1:03.86		753	31.10
31.	Alexandra Waller	(01)	Heart Of Mid	1:03.90		752	30.94
32.	Daisy Platts	(00)	Co Leicester	1:03.91		752	30.94
33.	Ceara Barber	(02)	Hillingdon	1:04.09		745	30.97
34.	Pia Murray	(02)	Ellesmere Co	1:04.17		742	31.41
35.	Caroline McIntosh	(99)	Aberdeen Per	1:04.20		741	30.72
36.	Katelyn Bergin	(01)	Stockport Mo	1:04.38		735	31.18
37.	Rebecca Sutton	(01)	Bridgend Cty	1:04.54		730	31.29
38.	Rachel Anderson	(02)	Millfield	1:04.73		723	31.65
38.	Caitlin Hubbard	(01)	Co Birm'ham	1:04.73		723	31.35
38.	Emily Crane	(98)	Loughboro Un	1:04.73		723	31.31
41.	Medi Harris	(02)	Swim Gwynedd	1:04.77		722	31.90
42.	Honey Osrin	(03)	Plymouth Lea	1:05.01		714	31.66
43.	Sophie Hobbah	(01)	Co Leeds	1:05.05		713	31.73
43.	Rebecca Sherwin	(00)	teamipswich	1:05.05		713	31.37
45.	Shauntelle Austin	(97)	Bath Univ	1:05.06		712	31.72
46.	Alice Gouldby	(01)	Millfield	1:05.38		702	31.39
47.	Kathryn Henderson	(00)	Nova Cent'n	1:05.41		701	31.76
48.	Madeleine Dyer	(01)	Co Sheffield	1:05.47		699	31.80
48.	Tegan Drew	(00)	Plymouth Lea	1:05.47		699	31.84
50.	Eleanor Mitchell	(00)	London Aquat	1:05.82		688	32.15
51.	Brodie Judge	(01)	Ealing	1:05.84		687	31.84
51.	Mia Slevin	(03)	Derventio	1:05.84		687	32.03
53.	Emma Harvey	(01)	Millfield	1:05.85		687	31.63
54.	Lucy Farmer	(00)	Co Milton K	1:06.08		680	32.05
55.	C Fletcher-Stables	(02)	Northampton	1:06.10		679	31.48
56.	Harriet Perfect	(00)	Millfield	1:06.29		673	31.86
57.	Aliyah-Mai Webb	(00)	Exeter City	1:06.54		666	32.02
58.	Robyn Moon	(01)	Thanet Swim	1:06.80		658	32.15
59.	Imogen Meers	(02)	Bromley	1:07.47		639	32.12
60.	Amie Philpot	(02)	teamipswich	1:07.93		626	32.51
	Alicia Wilson	(00)	Guildford Ct			DNC	
	Tazmin Pugh	(00)	Ellesmere Co			DNC	

Funding Partner

Official Partner

Official Suppliers

Endorsed Product

Host City and Venue



Marketing Sheffield



**Day 2 19 April 2017 Heat Results**
**Open Age Group - Full Results**

Place	Name	YoB	Club	Time	R.T.	FINA Pt	50	100	150
1.	James Guy	(95)	Bath Univ	1:59.04	A + 0.69	821	26.29	56.20	1:26.68
2.	Joe Litchfield	(98)	Co Sheffield	1:59.34	A + 0.66	815	26.45	57.60	1:28.69
3.	Matthew Domville	(97)	Warrington W	1:59.43	A + 0.78	813	26.63	56.97	1:27.89
4.	Duncan Scott	(97)	UniOfStirl	1:59.59	A + 0.80	810	27.10	57.62	1:28.36
5.	Cameron Brodie	(92)	UniOfStirl	1:59.99	A + 0.69	802	26.77	57.33	1:28.48
6.	Luke Howdle	(94)	Co Sheffield	2:00.12	A + 0.71	800	27.45	57.70	1:28.48
7.	Michael Gunning	(94)	London Aquat	2:00.16	A + 0.77	799	26.70	57.44	1:27.95
8.	Richard Nagy	(93)	Co Sheffield	2:00.23	+ 0.69	797	26.96	58.52	1:28.77
9.	Thomas Paine	(94)	Co Manch Aq	2:01.28	A + 0.74	777	27.19	57.97	1:29.07
10.	Mason Wilby	(99)	Loughboro Un	2:01.29	RJ + 0.79	777	26.09	56.57	1:28.48
11.	Sean Campsie	(94)	Co Glasgow	2:01.55	R + 0.72	772	26.62	57.52	1:29.45
12.	Jay Lelliott	(95)	Bath Univ	2:01.57	+ 0.69	771	27.28	58.32	1:29.68
13.	Sam Horrocks	(94)	Co Manch Aq	2:01.90	+ 0.69	765	26.80	58.09	1:30.32
14.	Calum Reid	(95)	Warrender Ba	2:02.31	+ 0.97	757	26.86	57.20	1:29.01
15.	Jacob Peters	(00)	Poole	2:02.34	J	757	26.58	57.55	1:29.56
16.	Archie Goodburn	(01)	Warrender Ba	2:02.75	J + 0.64	749	27.35	58.56	1:30.92
17.	Thomas Beeley	(99)	Aberdeen Per	2:02.78	J + 0.58	749	26.63	57.86	1:30.21
18.	James Baxter	(98)	Wycombe Dist	2:03.00	T + 0.64	745	26.59	57.75	1:30.10
19.	James Wilks	(99)	Leatherhead	2:03.14	J + 0.66	742	27.20	57.91	1:29.74
20.	Max Jameson	(00)	Thanet Swim	2:03.40	J + 0.70	737	28.10	59.38	1:31.55
21.	Kevin Wallbank	(96)	Loughboro Un	2:03.78	T + 0.74	731	26.60	57.23	1:29.63
22.	Joseph Porter	(97)	Loughboro Un	2:03.81	T + 0.70	730	27.68	59.04	1:30.87
22.	Joshua Reasbeck	(99)	Donc Dartes	2:03.81	J	730	27.42	58.26	1:30.48
24.	Matthew George	(00)	Co Salford	2:04.48	J + 0.79	718	27.91	59.16	1:30.98
25.	Ryan Brown	(98)	Co Glasgow	2:04.73	T + 0.75	714	27.28	58.51	1:31.25
26.	Sam Dailley	(01)	Plymouth Lea	2:04.81		713	27.11	59.91	1:32.05
27.	Jacob Jackson	(98)	Ellesmere Co	2:04.91	T + 0.72	711	27.44	58.10	1:30.56
28.	Thomas Downs	(99)	Exeter City	2:04.97	+ 0.64	710	27.33	59.26	1:32.19
29.	Max McCusker	(99)	Millfield	2:05.02	+ 0.65	709	27.72	59.54	1:31.92
30.	Eduard Rednic	(96)	Ealing	2:05.03	+ 0.73	709	27.02	58.34	1:30.73
31.	Freddy Clampett	(98)	Plymouth Lea	2:05.68	T + 0.98	698	27.48	59.18	1:31.87
32.	Joel Weston	(00)	Co Leicester	2:05.70		698	28.20	1:00.79	1:32.76
33.	Kane Murcott	(00)	Royal Wolv	2:05.76	+ 0.73	697	28.00	1:00.21	1:32.19
34.	James Woodward	(00)	Potters Bar	2:05.93	+ 0.79	694	27.68	59.10	1:32.07
35.	Kieran Bird	(99)	Millfield	2:06.11	+ 0.66	691	28.15	59.75	1:32.28
36.	Jakob Goodman	(00)	Millfield	2:06.34		687	28.07	1:00.09	1:33.29
37.	Kyle Chisholm	(97)	Bo Kirklees	2:06.65	T	682	27.07	58.36	1:31.57
38.	Marc Elrick	(99)	F.I.R.S.T.	2:06.89	+ 0.73	678	28.67	1:00.41	1:33.22
39.	Tony-Joe Trett Oliver	(99)	Mt Kelly	2:06.93	+ 0.73	678	28.18	59.42	1:32.59
40.	Charlie Hutchison	(02)	Ellesmere Co	2:07.20	+ 0.74	673	27.22	58.92	1:31.45
41.	Henry Dixon	(00)	Mt Kelly	2:07.42		670	28.26	1:00.67	1:33.55
42.	Alfie Kelly	(01)	Newcastle	2:07.54	+ 0.97	668	27.77	59.75	1:33.12
43.	Harrison Coulter	(99)	Stockport Mo	2:07.63	+ 0.75	666	27.34	59.58	1:32.50
44.	Leo Karski	(01)	Boldmere	2:07.73	+ 0.69	665	27.88	59.72	1:32.59
45.	Thomas Brew	(00)	Mt Kelly	2:08.56	+ 0.69	652	28.84	1:02.39	1:34.96
46.	Jack To	(00)	Co Sheffield	2:08.80		648	28.37	1:01.40	1:33.93
47.	Thomas Balfour	(00)	Bellshill	2:09.21		642	28.56	1:01.07	1:34.53
48.	Euan Cowan	(00)	York City	2:10.97	+ 0.76	617	28.52	1:01.78	1:35.79
	Alexander Seymour	(99)	Mt Kelly	DNC					
	Jordan Gaskell	(99)	Winsford	DNC					

Funding Partner

Official Partner

Official Suppliers

Endorsed Product

Host City and Venue



Marketing Sheffield



**Day 2 19 April 2017 Heat Results**
***EVENT 203 Womens Open 200m Breaststroke***
**Open Age Group - Full Results**

Place	Name	YoB	Club	Time	R.T.	FINA Pt	50	100	150
1.	Chloe Tutton	(96)	Co Cardiff	2:24.96	A + 0.82	883	33.40	1:10.23	1:46.82
2.	Jocelyn Ulyett	(95)	Loughboro Un	2:25.25	A + 0.81	878	33.18	1:09.90	1:46.88
3.	Molly Renshaw	(96)	Loughboro Un	2:25.70	A + 0.72	870	33.62	1:10.61	1:47.96
4.	Katie Matts	(98)	Stockport Mo	2:27.24	A + 0.70	843	33.41	1:10.53	1:48.59
5.	Hannah Miley	(89)	Aberdeen Per	2:27.41	A + 0.70	840	33.58	1:10.95	1:49.53
6.	Georgia Coates	(99)	Co Leeds	2:28.15	A + 0.86	827	34.42	1:12.05	1:49.62
7.	Abbie Wood	(99)	Loughboro Un	2:28.47	A + 0.74	822	34.09	1:12.22	1:49.96
8.	Megan Morrison	(98)	Loughboro Un	2:29.56	A + 0.73	804	33.49	1:10.99	1:49.77
9.	Cerys Coley	(99)	Co Newport	2:30.57	RT + 0.97	788	33.93	1:11.71	1:50.39
10.	Olivia White	(95)	Edinburgh Un	2:30.70	R + 0.75	786	35.43	1:12.40	1:51.37
11.	Kara Hanlon	(97)	Edinburgh Un	2:30.93	T	782	33.49	1:11.21	1:49.87
12.	Emily Jones	(95)	Edinburgh Un	2:31.31	+ 0.74	777	34.70	1:12.79	1:51.18
13.	Layla Black	(00)	Co Leeds	2:31.93	J + 0.67	767	34.63	1:13.44	1:53.05
14.	Amy Bell	(00)	Co Sheffield	2:31.99	J + 0.77	766	34.33	1:13.01	1:52.50
15.	Emily Wood	(99)	Co Oxford	2:32.17	T + 0.77	763	35.04	1:14.04	1:53.39
16.	Bethan Sloan	(96)	Co Cardiff	2:32.21	+ 0.88	763	34.52	1:12.85	1:51.90
17.	Rebecca Clynes	(02)	Co Leeds	2:32.22	J + 0.75	763	34.18	1:13.74	1:52.61
18.	Orla Adams	(95)	Aberdeen Per	2:32.25	+ 0.76	762	34.23	1:13.42	1:52.75
19.	Hayley Monteith	(94)	Edinburgh Un	2:32.98	+ 0.72	751	34.37	1:12.54	1:51.73
20.	Corrie Scott	(93)	Edinburgh Un	2:33.22	+ 0.77	748	33.61	1:11.43	1:51.25
21.	Annabel Guye-Johnson	(00)	RTW Monson	2:33.44	J	745	34.90	1:14.66	1:53.16
22.	Rosanna Arnold	(00)	Thanet Swim	2:33.63	J + 0.80	742	34.97	1:13.78	1:53.57
23.	Emma Day	(97)	Loughboro Un	2:33.68	T + 0.77	741	34.08	1:12.18	1:51.87
24.	Abigail Jack	(00)	Co Leeds	2:34.25	J + 0.69	733	36.16	1:15.48	1:55.22
25.	Charlotte Rigg	(02)	Co Birm'ham	2:34.27	J	733	36.04	1:15.01	1:54.31
26.	Amelia Monaghan	(02)	Co Peterboro	2:34.66	J + 0.67	727	35.31	1:14.87	1:54.62
27.	Rachel Taylor	(00)	Co Sund'land	2:34.75	+ 0.77	726	34.43	1:13.94	1:53.97
28.	Katie Robertson	(01)	Sth Ayrshire	2:35.06	+ 0.72	722	34.46	1:14.20	1:55.33
29.	Lucy Ross	(02)	Eastkilbride	2:35.62		714	36.22	1:16.28	1:55.98
30.	Rebecca Kamau	(99)	Co Birm'ham	2:35.79	+ 0.98	711	34.84	1:13.97	1:54.23
31.	Rebecca Winn	(00)	Co Coventry	2:36.06		708	35.39	1:14.39	1:54.39
32.	Rebecca Burton	(98)	Co Peterboro	2:36.07	T + 0.81	708	34.70	1:13.65	1:54.45
33.	Tatiana Belonogoff	(01)	Guildford Ct	2:36.38	+ 0.96	703	35.70	1:14.94	1:55.68
34.	Kayleigh Parker	(00)	Street	2:36.52	+ 0.68	702	35.11	1:14.43	1:54.86
35.	Laura Kinley	(96)	Loughboro Un	2:36.71	+ 0.72	699	34.38	1:14.00	1:55.17
36.	Lily Booker	(01)	Co Bristol	2:36.85	+ 0.67	697	34.74	1:15.00	1:56.00
37.	Sarah Tripp	(98)	Guildford Ct	2:36.98	T + 0.79	695	35.34	1:15.08	1:56.03
38.	Niamh Robinson	(99)	Mt Kelly	2:37.12	T	694	35.60	1:15.67	1:56.05
39.	Sophia Wilson	(01)	Millfield	2:37.54	+ 0.99	688	35.52	1:15.44	1:55.99
40.	Hannah Sheehan	(01)	Wigan BEST	2:37.58	+ 0.98	687	35.70	1:15.15	1:56.43
41.	Keelan Fitton	(00)	Bo Kirklees	2:37.75	+ 0.80	685	35.40	1:15.52	1:56.38
42.	Daria Poma Kostik	(01)	Maidenhead	2:37.88	+ 0.72	684	35.14	1:15.74	1:55.54
43.	Ailsa McDonald	(01)	Northampton	2:38.33	+ 0.73	678	36.21	1:16.20	1:57.26
44.	Lucy Bean	(97)	Loughboro Un	2:38.46	T + 0.78	676	34.49	1:14.09	1:55.50
45.	Maia Hall	(02)	Loftus Dol	2:38.48	+ 0.81	676	35.16	1:15.98	1:57.56
46.	Olivia Herron	(04)	Stockport Mo	2:38.64	+ 0.80	674	36.07	1:16.91	1:57.95
47.	Elizabeth Kingham	(02)	Co Birm'ham	2:39.77	+ 0.74	660	35.88	1:16.45	1:58.19
48.	Lauren Harrison	(01)	Co Peterboro	2:39.83	+ 0.99	659	36.06	1:16.94	1:58.80
49.	Natasha Fenton	(02)	Co Oxford	2:39.89	+ 0.84	658	36.87	1:17.41	1:58.57
50.	Laura Hawkins	(00)	Royal Wolv	2:39.96	+ 0.91	657	35.44	1:16.33	1:58.06
51.	Ellie Reilly	(03)	Heart Of Mid	2:40.83		647	36.03	1:17.70	1:59.26
52.	Aiyana Lawson	(01)	Co Milton K	2:41.07	+ 0.78	644	35.80	1:16.00	1:58.02
53.	Miranda Bower	(00)	Burnley BOBC	2:41.20	+ 0.81	642	36.86	1:19.36	1:59.85
54.	Alicia Wilson	(00)	Guildford Ct	2:41.78	+ 0.78	635	36.19	1:16.58	1:58.78
55.	Kayla Van Der Merwe	(02)	Bourmth Coll	2:41.95	+ 0.73	633	36.35	1:17.44	1:59.28
56.	Shauna Johnson	(00)	Newcastle	2:42.05	+ 0.87	632	35.93	1:18.19	2:00.19
57.	Erin Davies	(03)	Co Birm'ham	2:42.33	+ 0.78	629	36.36	1:17.21	1:59.63
58.	Maia Little	(00)	Co Oxford	2:42.57	+ 0.70	626	36.29	1:17.74	2:00.09
59.	Chelsea Crabtree	(01)	Co Salford	2:43.08	+ 0.73	620	36.74	1:17.13	1:59.55
60.	Daisy Anderson	(01)	Thanet Swim	2:43.82	+ 0.77	612	36.35	1:17.57	2:00.49
61.	Eleanor Cowan	(02)	Wycombe Dist	2:44.42	+ 0.72	605	35.66	1:16.17	1:59.87
62.	Madelaine Hardingham	(03)	Newcastle	2:44.65	+ 0.89	603	38.19	1:19.50	2:01.32
63.	Victoria Dawson	(02)	Southport	2:46.79	+ 0.69	580	37.14	1:19.10	2:02.64
64.	Alexandra Bartley	(02)	Co Birm'ham	2:48.89	+ 0.78	558	38.10	1:21.87	2:04.41
	Georgina Evans	(96)	Co Liverpool	DNC					

Funding Partner

Official Partner

Official Suppliers

Endorsed Product

Host City and Venue



Day 2 19 April 2017 Heat Results

**EVENT 204 Mens Open 100m Backstroke**

**Open Age Group - Full Results**

Place	Name	YoB	Club	Time	R.T.	FINA Pt
1.	Chris Walker-Hebborn	(90)	Bath Univ	54.71	A + 0.72	855
2.	Xavier Mohammed	(90)	Co Cardiff	54.90	A + 0.59	846
3.	Luke Greenbank	(97)	Loughboro Un	55.07	A + 0.72	838
4.	Craig McNally	(92)	Co Glasgow	55.62	A + 0.74	814
4.	Charlie Boldison	(92)	UniOfStirl	55.62	A + 0.72	814
6.	Joe Elwood	(93)	Loughboro Un	55.78	A + 0.74	807
7.	Joseph Hulme	(97)	Bath Univ	55.80	A + 0.73	806
8.	Brodie Williams	(99)	Millfield	56.20	A + 0.61	789
9.	Elliot Clogg	(99)	Co Sheffield	56.21	RJ + 0.62	788
10.	Daniel Cross	(97)	Loughboro Un	56.28	RT + 0.74	786
11.	Perry Gardner	(97)	Plymouth Lea	56.32	T + 0.77	784
12.	Scott McLay	(99)	Perth City	56.61	J + 0.77	772
12.	Jahrel Murphy	(99)	Ealing	56.61	J + 0.73	772
14.	Nicholas Pyle	(00)	Newcastle	56.72	J	767
15.	James McFadzen	(99)	Wycombe Dist	57.01	J + 0.58	756
16.	Craig McLean	(98)	UniOfStirl	57.12	T + 0.60	751
16.	Antony Evitts	(95)	Co Liverpool	57.12		751
18.	Callum Barrett	(94)	Loughboro Un	57.15	+ 0.61	750
19.	Kieran McGuckin	(90)	Edinburgh Un	57.21		748
20.	Joseph Small	(00)	Ellesmere Co	57.30	J + 0.74	744
21.	Oliver Fitt	(99)	St Ives	57.35	J + 0.72	742
22.	Jack Warren-Ballard	(95)	UniOfStirl	57.89	+ 0.58	722
23.	Jacob Greenow	(99)	TauntonDeane	58.19	J + 0.73	711
24.	Jamie Scholes	(00)	Co Peterboro	58.20	+ 0.69	710
25.	William Gayne	(99)	Nova Cent'n	58.23	+ 0.60	709
26.	Christopher McColm	(97)	Edinburgh Un	58.27	T + 0.58	708
27.	Michael Rees	(00)	Sutton Cheam	58.28	+ 0.60	707
27.	Joe Watt	(00)	Co Glasgow	58.28	+ 0.77	707
29.	Scott Gibson	(00)	Eastkilbride	58.34	+ 0.72	705
30.	Thomas Thornley	(99)	Millfield	58.35	+ 0.98	705
31.	James Eddy	(00)	Wycombe Dist	58.61	+ 0.73	695
32.	Matthew George	(00)	Co Salford	58.62	+ 0.98	695
33.	Ciaran Beard-Jones	(95)	Stockport Mo	58.68	+ 0.77	693
34.	Benjamin Staig	(99)	Mt Kelly	58.75	+ 0.75	691
35.	Charlie Brown	(01)	Co Sheffield	58.90	+ 0.74	685
36.	George Leaman	(99)	Clevedon	59.00	+ 0.72	682
36.	Nathan McCleave	(01)	Dorking	59.00	+ 0.73	682
38.	Finn Linton	(99)	Mt Kelly	59.12		678
39.	Samuel Pease	(99)	Basildon Ph	59.31	+ 0.77	671
40.	Jacob Davies	(02)	Co Birm'ham	59.55		663
41.	Myles Stirk	(00)	Co Leeds	59.63		660
42.	Jakob Goodman	(00)	Millfield	59.81	+ 0.60	654
43.	Keir Edgar	(01)	F.I.R.S.T.	1:00.61	+ 0.75	629
44.	Charlie Boden	(01)	Plymouth Lea	1:01.16	+ 0.74	612
45.	Oscar Brain	(01)	Plymouth Lea	1:01.25	+ 0.98	609
	Alexander Seymour	(99)	Mt Kelly	DNC		
	Jack Shillinglaw	(99)	Ellesmere Co	DNC		

Funding Partner

Official Partner

Official Suppliers

Endorsed Product

Host City and Venue



Marketing Sheffield



**Day 2 19 April 2017 Heat Results**  
***EVENT 205 Womens Open 800m Freestyle***





**Open Age Group - Full Results**

Place	Name	YoB	Club	Time	R.T.	FINA Pt
1.	Leah Crisp	(01)	Co Leeds	8:53.33	+ 0.78	763
	50m 30.52	100m 1:03.87	150m 1:37.42	200m 2:10.85	250m 2:44.37	300m 3:17.69
	30.52	33.35	33.55	33.43	33.52	33.32
	450m 4:58.15	500m 5:31.64	550m 6:05.18	600m 6:38.65	650m 7:12.38	700m 7:46.18
	33.37	33.49	33.54	33.47	33.73	33.80
2.	Nikki Miller	(00)	Eastkilbride	8:54.54	+ 0.75	758
	50m 30.73	100m 1:03.93	150m 1:37.28	200m 2:10.69	250m 2:44.21	300m 3:17.53
	30.73	33.20	33.35	33.41	33.52	33.32
	450m 4:58.43	500m 5:32.11	550m 6:05.92	600m 6:40.29	650m 7:14.33	700m 7:48.85
	33.48	33.68	33.81	34.37	34.04	34.52
3.	Georgia Darwent	(98)	Newcastle	8:54.94	+ 0.82	756
	50m 30.69	100m 1:03.70	150m 1:36.65	200m 2:09.96	250m 2:43.37	300m 3:17.08
	30.69	33.01	32.95	33.31	33.41	33.71
	450m 4:57.91	500m 5:31.88	550m 6:05.97	600m 6:40.23	650m 7:14.61	700m 7:48.76
	33.67	33.97	34.09	34.26	34.38	34.15
4.	Phoebe Griffiths	(00)	Ellesmere Co	8:56.22	+ 0.99	750
	50m 30.23	100m 1:03.23	150m 1:36.62	200m 2:10.06	250m 2:43.88	300m 3:17.35
	30.23	33.00	33.39	33.44	33.82	33.47
	450m 4:58.64	500m 5:32.62	550m 6:06.91	600m 6:41.12	650m 7:15.19	700m 7:49.39
	33.94	33.98	34.29	34.21	34.07	34.20
5.	Monique Olivier	(98)	Edinburgh Un	8:56.99	+ 0.74	747
	50m 29.38	100m 1:01.51	150m 1:34.48	200m 2:07.81	250m 2:41.74	300m 3:15.66
	29.38	32.13	32.97	33.33	33.93	33.92
	450m 4:59.39	500m 5:33.73	550m 6:07.81	600m 6:42.01	650m 7:16.28	700m 7:50.52
	34.16	34.34	34.08	34.20	34.27	34.24
6.	Abbie Houston	(95)	Co Sheffield	8:57.60	+ 0.97	745
	50m 30.55	100m 1:03.44	150m 1:36.80	200m 2:10.16	250m 2:43.65	300m 3:17.37
	30.55	32.89	33.36	33.36	33.49	33.72
	450m 4:58.86	500m 5:32.59	550m 6:06.55	600m 6:40.47	650m 7:14.15	700m 7:48.05
	33.90	33.73	33.96	33.92	33.68	33.90
7.	Emily Clarke	(97)	Loughboro Un	8:58.19	+ 0.72	742
	50m 30.49	100m 1:03.95	150m 1:37.04	200m 2:10.42	250m 2:44.08	300m 3:17.93
	30.49	33.46	33.09	33.38	33.66	33.85
	450m 4:59.77	500m 5:33.75	550m 6:07.75	600m 6:41.58	650m 7:15.73	700m 7:50.22
	33.72	33.98	34.00	33.83	34.15	34.49
8.	Mollie Wright	(98)	Nova Cent'n	8:58.75	+ 0.81	740
	50m 29.80	100m 1:03.52	150m 1:36.75	200m 2:10.52	250m 2:44.24	300m 3:17.92
	29.80	33.72	33.23	33.77	33.72	33.68
	450m 4:59.40	500m 5:33.56	550m 6:07.77	600m 6:42.21	650m 7:16.59	700m 7:51.11
	33.82	34.16	34.21	34.44	34.38	34.52
9.	Emilia Sansome	(01)	Wycombe Dist	8:59.35	+ 0.85	737
	50m 29.84	100m 1:02.99	150m 1:36.80	200m 2:10.77	250m 2:44.82	300m 3:18.84
	29.84	33.15	33.81	33.97	34.05	34.02
	450m 5:01.16	500m 5:35.44	550m 6:09.45	600m 6:43.88	650m 7:18.15	700m 7:52.49
	34.05	34.28	34.01	34.43	34.27	34.34
10.	Iona Macleod	(03)	Dun City Aqu	9:01.31	+ 0.73	729
	50m 30.10	100m 1:03.33	150m 1:37.13	200m 2:11.14	250m 2:44.59	300m 3:19.05
	30.10	33.23	33.80	34.01	33.45	34.46
	450m 5:02.42	500m 5:36.86	550m 6:11.09	600m 6:45.70	650m 7:20.38	700m 7:55.00
	34.47	34.44	34.23	34.61	34.68	34.62
11.	Alisha Hawkins	(01)	Stockport Mo	9:02.97	+ 0.85	723
	50m 30.82	100m 1:04.29	150m 1:38.26	200m 2:12.71	250m 2:46.79	300m 3:20.80
	30.82	33.47	33.97	34.45	34.08	34.01
	450m 5:02.62	500m 5:36.91	550m 6:11.63	600m 6:46.37	650m 7:21.23	700m 7:55.82
	33.99	34.29	34.72	34.74	34.86	34.59
12.	Jessica Thomson	(99)	Aberdeen Per	9:03.09		722
	50m 30.98	100m 1:04.42	150m 1:38.52	200m 2:12.74	250m 2:47.09	300m 3:21.48
	30.98	33.44	34.10	34.22	34.35	34.39
	450m 5:04.51	500m 5:38.47	550m 6:12.42	600m 6:47.11	650m 7:21.16	700m 7:55.54
	34.44	33.96	33.95	34.69	34.05	34.38
13.	Fleur Lewis	(03)	Barnet Copt	9:04.36	+ 0.89	717
	50m 30.79	100m 1:04.11	150m 1:38.10	200m 2:12.53	250m 2:47.05	300m -
	30.79	33.32	33.99	34.43	34.52	-
	450m 5:04.29	500m 5:38.95	550m 6:13.20	600m 6:48.33	650m 7:22.63	700m 7:57.22
	34.14	34.66	34.25	35.13	34.30	34.59
14.	Jessica Podger	(01)	Co Bristol	9:04.82	+ 0.77	715
	50m 30.63	100m 1:04.01	150m 1:38.20	200m 2:12.41	250m 2:47.10	300m 3:21.71
	30.63	33.38	34.19	34.21	34.69	34.61
	450m 5:06.25	500m 5:40.92	550m 6:15.86	600m 6:50.17	650m 7:24.28	700m 7:58.32
	34.82	34.67	34.94	34.31	34.11	34.04

**Day 2 19 April 2017 Heat Results**
**EVENT 205 Womens Open 800m Freestyle**

15. Michaela Glenister	(02) Co Leicester	9:06.21	710						
50m 30.07	100m 1:03.47	150m 1:33.48	200m 2:11.90	250m 2:46.06	300m 3:20.75	350m 3:55.21	400m 4:29.98		
30.07	33.40	30.01	38.42	34.16	34.69	34.46	34.77		
450m 5:04.54	500m 5:39.43	550m 6:13.70	600m 6:48.49	650m 7:23.02	700m 7:58.19	750m 8:32.08	800m 9:06.21		
34.56	34.89	34.27	34.79	34.53	35.17	33.89	34.13		
16. Sophie Smith	(01) St Thomas	9:06.32	+ 0.70	710					
50m 30.03	100m 1:03.27	150m 1:37.44	200m 2:12.18	250m 2:46.93	300m 3:21.90	350m 3:56.78	400m 4:31.47		
30.03	33.24	34.17	34.74	34.75	34.97	34.88	34.69		
450m 5:06.07	500m 5:40.91	550m 6:15.58	600m 6:50.55	650m 7:24.98	700m 7:59.49	750m 8:33.07	800m 9:06.32		
34.60	34.84	34.67	34.97	34.43	34.51	33.58	33.25		
17. Sian Martin	(00) Newcastle	9:08.49	+ 0.81	701					
50m 30.67	100m 1:04.21	150m 1:37.93	200m 2:11.75	250m 2:45.67	300m 3:19.96	350m 3:54.45	400m 4:29.25		
30.67	33.54	33.72	33.82	33.92	34.29	34.49	34.80		
450m 5:04.30	500m 5:39.59	550m 6:14.54	600m 6:49.61	650m 7:24.67	700m 7:59.96	750m 8:34.89	800m 9:08.49		
35.05	35.29	34.95	35.07	35.06	35.29	34.93	33.60		
18. Roisin Ramsay	(01) Warrender Ba	9:08.55	+ 0.83	701					
50m 31.19	100m 1:05.10	150m 1:39.76	200m 2:14.60	250m 2:49.30	300m 3:23.98	350m 3:58.63	400m 4:33.53		
31.19	33.91	34.66	34.84	34.70	34.68	34.65	34.90		
450m 5:08.21	500m 5:43.02	550m 6:17.70	600m 6:52.38	650m 7:26.59	700m 8:00.92	750m 8:35.23	800m 9:08.55		
34.68	34.81	34.68	34.68	34.21	34.33	34.31	33.32		
19. Maisie Macartney	(01) Thanet Swim	9:09.02	+ 0.72	699					
50m 30.46	100m 1:03.38	150m 1:36.98	200m 2:10.32	250m 2:43.68	300m 3:17.30	350m 3:51.13	400m 4:25.51		
30.46	32.92	33.60	33.34	33.36	33.62	33.83	34.38		
450m 4:59.16	500m 5:34.81	550m 6:10.76	600m 6:47.47	650m 7:22.96	700m 7:58.85	750m 8:34.16	800m 9:09.02		
33.65	35.65	35.95	36.71	35.49	35.89	35.31	34.86		
20. Caitlin Mackay	(01) Wycombe Dist	9:09.96	+ 0.79	696					
50m 31.04	100m 1:04.55	150m 1:38.54	200m 2:12.72	250m 2:47.01	300m 3:21.77	350m 3:56.40	400m 4:31.06		
31.04	33.51	33.99	34.18	34.29	34.76	34.63	34.66		
450m 5:05.78	500m 5:40.87	550m 6:15.79	600m 6:50.92	650m 7:25.73	700m 8:00.65	750m 8:35.48	800m 9:09.96		
34.72	35.09	34.92	35.13	34.81	34.92	34.83	34.48		
21. Olivia Miles	(02) Thanet Swim	9:12.73	+ 0.76	685					
50m 31.75	100m 1:05.34	150m 1:39.44	200m 2:13.94	250m 2:48.58	300m 3:23.26	350m 3:58.08	400m 4:33.05		
31.75	33.59	34.10	34.50	34.64	34.68	34.82	34.97		
450m 5:07.87	500m 5:43.09	550m 6:18.49	600m 6:53.62	650m 7:28.85	700m 8:04.51	750m 8:39.80	800m 9:12.73		
34.82	35.22	35.40	35.13	35.23	35.66	35.29	32.93		
22. Megan Davies	(00) Barnet Copt	9:13.68	+ 0.95	682					
50m 31.33	100m 1:05.27	150m 1:40.05	200m 2:14.75	250m 2:49.65	300m 3:24.36	350m 3:59.16	400m 4:34.06		
31.33	33.94	34.78	34.70	34.90	34.71	34.80	34.90		
450m 5:08.54	500m 5:43.40	550m 6:18.25	600m 6:53.20	650m 7:28.55	700m 8:04.45	750m 8:39.55	800m 9:13.68		
34.48	34.86	34.85	34.95	35.35	35.90	35.10	34.13		
23. Olivia Tatton	(00) Northampton	9:15.11	+ 0.74	676					
50m 30.76	100m 1:04.14	150m 1:38.27	200m 2:12.65	250m 2:47.23	300m 3:21.82	350m 3:56.41	400m 4:30.82		
30.76	33.38	34.13	34.38	34.58	34.59	34.59	34.41		
450m 5:05.28	500m 5:40.09	550m 6:15.22	600m 6:50.70	650m 7:26.20	700m 8:02.44	750m 8:38.95	800m 9:15.11		
34.46	34.81	35.13	35.48	35.50	36.24	36.51	36.16		
24. Esther Halford	(00) Derventio	9:19.82	+ 0.77	659					
50m 30.75	100m 1:04.17	150m 1:38.68	200m 2:13.94	250m 2:49.18	300m 3:25.10	350m 4:00.75	400m 4:36.20		
30.75	33.42	34.51	35.26	35.24	35.92	35.65	35.45		
450m 5:11.65	500m 5:47.86	550m 6:23.69	600m 6:59.13	650m 7:34.91	700m 8:10.74	750m 8:45.66	800m 9:19.82		
35.45	36.21	35.83	35.44	35.78	35.83	34.92	34.16		
25. Claudia Murray	(00) Co Cardiff	9:20.03	+ 0.77	659					
50m 31.65	100m 1:05.64	150m 1:40.49	200m 2:15.67	250m 2:50.71	300m 3:25.72	350m 4:00.89	400m 4:36.75		
31.65	33.99	34.85	35.18	35.04	35.01	35.17	35.86		
450m 5:12.30	500m 5:48.00	550m 6:23.97	600m 6:59.37	650m 7:35.05	700m 8:11.17	750m 8:46.26	800m 9:20.03		
35.55	35.70	35.97	35.40	35.68	36.12	35.09	33.77		
26. Ellenor Rixon	(00) Guildford Ct	9:20.05		659					
50m 31.21	100m 1:05.40	150m 1:39.74	200m 2:15.07	250m 2:50.03	300m 3:25.31	350m 4:00.71	400m 4:36.11		
31.21	34.19	34.34	35.33	34.96	35.28	35.40	35.40		
450m 5:11.22	500m 5:47.16	550m 6:23.11	600m 6:59.16	650m 7:35.13	700m 8:11.16	750m 8:46.28	800m 9:20.05		
35.11	35.94	35.95	36.05	35.97	36.03	35.12	33.77		
27. Georgia Milton	(00) Romford Town	9:32.43	+ 0.84	617					
50m 31.57	100m 1:06.00	150m 1:41.14	200m 2:16.63	250m 2:52.30	300m 3:28.25	350m 4:04.09	400m 4:40.32		
31.57	34.43	35.14	35.49	35.67	35.95	35.84	36.23		
450m 5:16.80	500m 5:53.28	550m 6:30.14	600m 7:06.48	650m -	700m 8:20.05	750m -	800m 9:32.43		
36.48	36.48	36.86	36.34	-	1:13.57	-	1:12.38		
Amber Keegan	(97) Co Sheffield			DNA					
Aimee Willmott	(93) London Aquat			DNA					
Isobel Griffiths	(99) Co Birm'ham			DNA					
Alice Dearing	(97) Loughboro Un			DNA					
Danielle Huskisson	(93) UniOfStirl			DNA					
Holly Hibbott	(99) Stockport Mo			DNA					
Camilla Hattersley	(95) Co Glasgow			DNA					
Jazmin Carlin	(90) Bath Univ			DNA					

Partial Results - DNA indicates No arrival time - Fastest heats swimmer/Straight Final/Open Water yet to finish

Funding Partner	Official Partner	Official Suppliers	Endorsed Product	Host City and Venue
				

## Day 2 19 April 2017 Heat Results

### ***EVENT 206 Womens Open 50m Butterfly***

#### **Open Age Group - Full Results**

Place	Name	YoB	Club	Time	R.T.	FINA Pt
1.	Sophie Yendell	(02)	Co Derby	26.99	A + 0.57	741
2.	Charlotte Atkinson	(96)	Loughboro Un	27.04	A + 0.57	737
3.	Alys Thomas	(90)	Swansea Aq	27.10	A + 0.75	732
4.	Freya Anderson	(01)	Ellesmere Co	27.12	A + 0.53	730
5.	Lauren Mills	(97)	UniOfStirl	27.35	A + 0.82	712
6.	Laura Stephens	(99)	Plymouth Lea	27.41	A + 0.75	708
7.	Raquel Matos	(96)	Edinburgh Un	27.45	A + 0.49	704
8.	Tain Bruce	(98)	Edinburgh Un	27.62	A + 0.51	691
9.	Anna Hopkin	(96)	Ealing	27.64	R + 0.75	690
10.	Emily Large	(01)	Newcastle	27.67	RJ + 0.44	688
11.	Katherine Stark	(98)	Aberdeen Per	27.82	T + 0.82	677
11.	Harriet West	(97)	Loughboro Un	27.82	T + 0.82	677
13.	Emily Home	(97)	Co Glasgow	27.85	T + 0.44	674
14.	Mollie Allen	(98)	Co Peterboro	27.86	T	674
15.	Harriet Jones	(97)	Co Cardiff	27.88	T + 0.74	672
16.	Jasmine McCrea	(01)	Poole	27.93	J + 0.81	669
17.	Pia Murray	(02)	Ellesmere Co	27.95	J + 0.74	667
18.	Beth Aitchison	(97)	Loughboro Un	27.98	T + 0.51	665
19.	Ciara Standing	(99)	Stockport Mo	28.00	T	664
20.	Keanna Macinnes	(01)	Heart Of Mid	28.14	J	654
21.	Alicia Wilson	(00)	Guildford Ct	28.17	J + 0.82	652
22.	Jessica Christie	(96)	South Aberde	28.24	+ 0.57	647
22.	Anna Newlands	(98)	Edinburgh Un	28.24	T + 0.75	647
22.	Anna Fleming	(00)	Co Glasgow	28.24	J + 0.82	647
22.	Yasmin Perry	(01)	Aberdeen Per	28.24	J + 0.74	647
26.	Caitlin Hubbard	(01)	Co Birm'ham	28.25	J	646
27.	Georgina Pryor	(98)	Harlow Pen	28.26	+ 0.44	646
27.	Alice Gouldby	(01)	Millfield	28.26	+ 0.81	646
29.	Katie Laybourn	(01)	Hartlepool	28.27	+ 0.28	645
30.	Gulsum Onal	(98)	West Lothian	28.31	+ 0.74	642
31.	Kaylee Dekker	(02)	Mt Kelly	28.38	+ 0.28	637
32.	Emma Harvey	(01)	Millfield	28.40	+ 0.81	636
33.	Jane Brown	(00)	Newcastle	28.41		635
34.	Kate Clifton	(00)	Co Sheffield	28.47	+ 0.82	631
35.	Isabel Spinley	(00)	Deepings	28.50		629
36.	Molly Robinson	(00)	Guildford Ct	28.52	+ 0.75	628
37.	Lucy Farmer	(00)	Co Milton K	28.54	+ 0.61	627
38.	Abby Jackson	(01)	Crawley	28.55	+ 0.81	626
39.	Sophie Stables	(00)	Co Coventry	28.62	+ 0.81	621
39.	Martyna Ruskowska	(01)	Swim Gwynedd	28.62	+ 0.97	621
41.	Rosie Morgan	(03)	Aberdeen Per	28.74	+ 0.74	614
42.	Ellinor Southward	(01)	Ellesmere Co	28.76	+ 0.81	612
43.	Elinor Duley	(00)	Colchester	28.81	+ 0.74	609
44.	Baillie Harrison	(00)	Deepings	28.82	+ 0.75	609
45.	Tegan Drew	(00)	Plymouth Lea	28.88	+ 0.81	605
46.	Elizabeth Harris	(00)	Stockport Mo	28.94	+ 0.28	601
47.	Spencer Williams	(00)	Brompton	28.99	+ 0.75	598
48.	Debbie Cocking	(01)	Rotherham Mo	29.01	+ 0.97	597
49.	Emily Haimes	(01)	Enfield Sq	29.02	+ 0.97	596
50.	Shannon Stott	(00)	Hatfield	29.05	+ 0.97	594
51.	Anya Slessor	(04)	Aberdeen Per	29.08	+ 0.82	592
52.	Rebecca Pearson	(02)	Stockport Mo	29.17	+ 0.57	587
53.	Katherine Russell	(02)	Co Leeds	29.24		583
54.	Emily Ford	(02)	Co Oxford	29.27	+ 0.74	581
55.	Yasmin Tajalli	(01)	Wycombe Dist	29.34	+ 0.28	577
56.	Imogen Meers	(02)	Bromley	29.47	+ 0.57	569

Funding Partner

Official Partner

Official Suppliers

Endorsed Product

Host City and Venue



Marketing Sheffield



## Day 2 19 April 2017 Heat Results

### ***EVENT 207 Mens Open 50m Breaststroke***

#### **Open Age Group - Full Results**

Place	Name	YoB	Club	Time	R.T.	FINA Pt
1.	Adam Peaty	(94)	Loughboro Un	26.62	A + 0.56	977
2.	Mark Campbell	(91)	Aberdeen Dol	27.70	A + 0.62	867
3.	Euan Inglis	(93)	Edinburgh Un	27.81	A + 0.82	857
4.	Charlie Attwood	(97)	Bath Univ	27.89	A + 0.68	850
5.	Lawrence Palmer	(92)	Putteridge	28.05	A + 0.35	835
6.	Chris Steeples	(92)	Derventio	28.09	A + 0.53	832
7.	James Wilby	(93)	Loughboro Un	28.12	A + 0.57	829
8.	Jamie Graham	(93)	UniOfStirl	28.31	A + 0.35	812
9.	L Clifford-Stephenson	(93)	Chelsea&West	28.42	R + 0.60	803
10.	Chris Kerr	(93)	Warrender Ba	28.66	R + 0.52	783
11.	David Murphy	(98)	Co Oxford	28.70	T + 0.68	780
12.	Dominic Polling	(97)	Brighton	28.72	T + 0.57	778
13.	Zak Aitchison	(98)	Millfield	28.92	T + 0.51	762
14.	David Trickett	(95)	Leic Sharks	28.97	+ 0.67	758
15.	Oliver Taverner	(01)	Mt Kelly	28.98	J + 0.57	757
16.	Edward Baxter	(98)	Loughboro Un	29.05	T + 0.53	752
17.	Lewis Fraser	(00)	Swansea Aq	29.22	J + 0.22	739
18.	Daniel Lim	(96)	Edinburgh Un	29.26	+ 0.58	736
19.	David Bloomfield	(99)	Brompton	29.28	J + 0.51	734
20.	James Lewis	(98)	Co Cardiff	29.34	T + 0.82	730
21.	Luke Davies	(97)	Bath Univ	29.51	T + 0.52	717
22.	Thomas Speed	(99)	Bo Barnsley	29.52	J + 0.52	716
23.	Alex Wray	(98)	Loughboro Un	29.58	T + 0.46	712
24.	Oliver Crosby	(99)	Stockport Mo	29.65	J + 0.55	707
24.	Marcus Gardiner	(97)	Plymouth Lea	29.65	T + 0.64	707
26.	Joshua Thompson	(98)	Carnforth	29.66	+ 0.75	706
27.	Adam Freundlich	(88)	Long Eaton	29.67	+ 0.57	706
28.	Richard Ayre	(93)	Co Wakefield	29.69	+ 0.58	704
29.	Jean-Jaques Choron	(97)	Hastings	29.71	+ 0.60	703
30.	Cameron Manley	(99)	C Beds SS	29.91	J + 0.46	689
31.	Gregory Butler	(00)	Co Derby	29.96	J + 0.75	685
31.	David Ebanks	(82)	Romford Town	29.96	+ 0.49	685
33.	Harry Devlin	(00)	York City	29.97	J + 0.82	685
33.	Levin Veale	(94)	Totnes	29.97	+ 0.51	685
35.	Sebastian Stewart	(00)	Sevenoaks	30.04	+ 0.59	680
35.	Thomas Wiggins	(99)	Co Peterboro	30.04	+ 0.59	680
37.	Liam Bolland	(99)	Middlesboro	30.05	+ 0.57	679
38.	Joseph Murray	(99)	Pioneer 79	30.15	+ 0.64	672
39.	Andrew Paige	(99)	Mt Kelly	30.16	+ 0.82	672
40.	Jack Blair	(98)	Chesterfield	30.17	+ 0.57	671
41.	Euan Leslie	(99)	Sth Ayrshire	30.20	+ 0.44	669
42.	James King	(00)	Weston S M	30.27	+ 0.70	664
43.	Connor Bryan	(00)	Co Oxford	30.28	+ 0.62	664
44.	Morgan Newman	(00)	Plymouth Lea	30.29	+ 0.56	663
45.	Kenan Yeung	(00)	Preston	30.35	+ 0.81	659
46.	Lewis Waters	(99)	Co Newport	30.38	+ 0.66	657
47.	Jack Tucker	(00)	Millfield	30.39	+ 0.61	657
48.	Jasper Lye	(99)	Co Bristol	30.40	+ 0.46	656
49.	Cameron Muir	(99)	Sth Ayrshire	30.45	+ 0.50	653
50.	George Clough	(99)	Warrender Ba	30.47	+ 0.62	651
51.	George Hopkins	(99)	Crawley	30.48	+ 0.75	651
51.	James McFadzen	(99)	Wycombe Dist	30.48	+ 0.55	651
53.	David Shipman	(00)	Potters Bar	30.51	+ 0.52	649
54.	Adam Metcalf	(01)	Ellesmere Co	30.53	+ 0.81	648
55.	Joshua Horobin	(99)	BelperMarlin	30.56	+ 0.75	646
56.	Benjamin Arkle	(99)	Co Cambridge	30.58	+ 0.82	644
57.	Callum Warnock	(01)	Bellshill	30.65	+ 0.51	640
58.	Aaron Dolan	(99)	Airdrie&monk	30.69	+ 0.57	637
59.	Matthew Rogers	(00)	Bromley	30.74	+ 0.75	634
60.	Ross Neally	(00)	West Lothian	30.75	+ 0.59	634
61.	Tommy Donovan	(01)	Anaconda	30.96	+ 0.46	621
62.	Miles Clark	(00)	Ealing	30.98	+ 0.82	620
63.	Lewis Smart	(01)	Mt Kelly	31.01	+ 0.47	618
64.	Joel Thompson	(01)	Shiverers	31.02	+ 0.75	617
65.	Jack O'Brien	(00)	Co Manch Aq	31.16	+ 0.82	609
66.	Michael Alcorn	(99)	Mt Kelly	31.37	+ 0.51	597
67.	Jacob Marchbank	(99)	Perth City	31.87	+ 0.66	569
	Joshua Lawson	(99)	Millfield	DNC		
	Craig Benson	(94)	UniOfStirl	DNC		

Funding Partner

Official Partner

Official Suppliers

Endorsed Product

Host City and Venue



Marketing Sheffield







**BRITISH SWIMMING  
CHAMPIONSHIPS 2017**

PONDS FORGE, SHEFFIELD  
18 - 23 APRIL

**Day 2 19 April 2017 Heat Results**

***EVENT 201 Womens Open 100m Backstroke - Swim-Off***

**Open Age Group - Full Results**

Place	Name	YoB	Club	Time	R.T.	FINA Pt	50
1.	Kirsty Simpson	(96)	Aberdeen Per	1:01.31	+ 0.56	851	30.22
2.	Charlotte Evans	(97)	Loughboro Un	1:01.49	+ 0.35	844	30.08

	Funding Partner  LOTTERY FUNDED	Official Partner 	Official Suppliers 	Endorsed Product 	Host City and Venue Marketing Sheffield 
--	---------------------------------------	----------------------	------------------------	----------------------	--